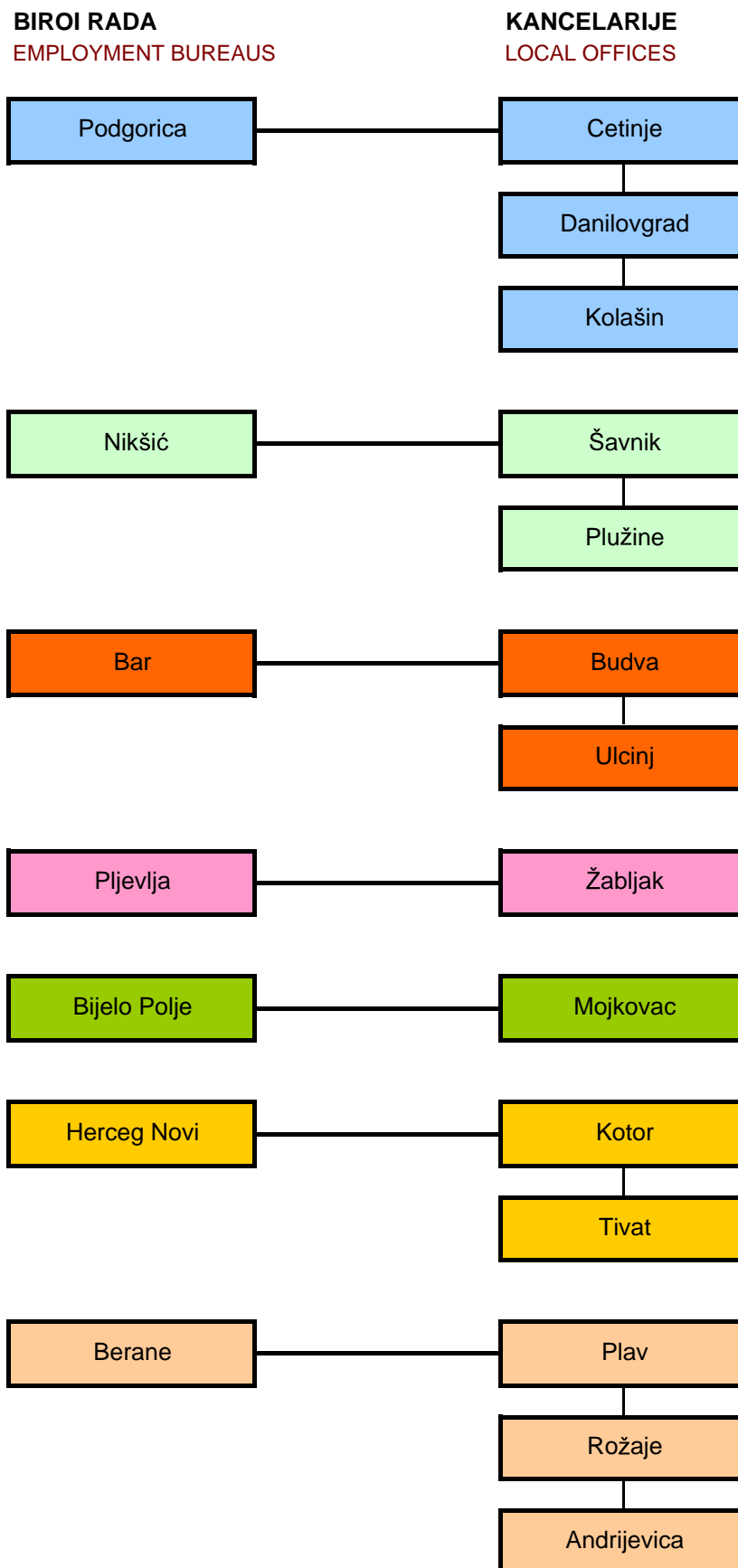


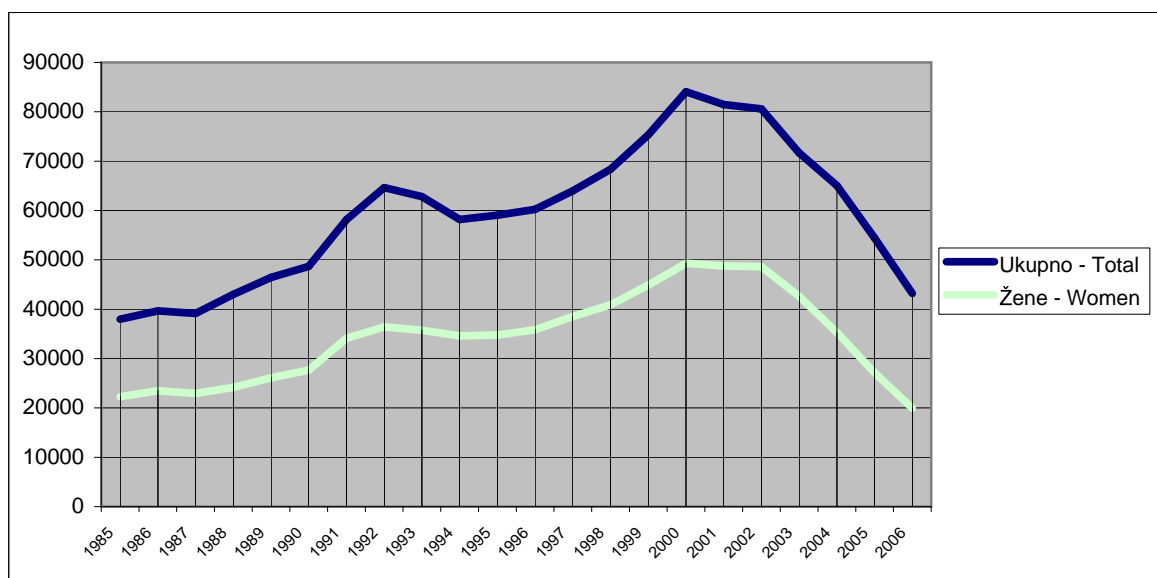
BIROI RADA SA KANCELARIJAMA ZAVODA ZA ZAPOSŁJAVANJE CRNE GORE
EMPLOYMENT BUREAUS WITH LOCAL OFFICES OF EAM





Godina Year	Novo- prijavljeni ----- Newly registered	Zaposleni sa evidencije ZZZCG ----- Employed from register	Prestanak vođenja evidencije ---- Termination of keeping evidence	Nezaposlena lica (prosjeak) Unemployed persons (average)					Prijavljene potrebe za radnicima i pripravnici ----- Registered vacancies
				Ukupno --- Total	Lančani indeks ---- Chain index	Žene --- Women	Prvi put traže zaposlenje ---- First-time job seekers	Korisnici novčane naknade ---- Unemployment benefit claimants	
1985	25824	13536	...	37973	108,86	22297	30331	1296	23480
1986	27180	13764	...	39666	104,45	23479	29825	1698	24791
1987	26508	11832	...	39146	98,68	22938	29141	2024	22579
1988	23804	11168	...	43001	109,84	24166	31031	3751	20807
1989	22620	10469	...	46450	108,02	26112	33623	3807	20579
1990	24792	8816	...	48684	104,80	27667	35712	5179	15547
1991	21292	5832	7789	58144	119,43	34109	34809	5374	14009
1992	26079	5814	...	64632	111,15	36418	36809	5051	11474
1993	19771	3564	...	62818	97,19	35741	36749	2351	10028
1994	17192	4798	...	58188	92,62	34601	34012	1487	13427
1995	23035	5746	17565	59045	101,47	34762	35613	2480	17967
1996	24755	5648	14991	60225	101,99	35852	36610	3479	18540
1997	24124	5044	15332	63995	106,25	38539	38697	3072	16185
1998	24802	4845	15612	68373	106,84	40895	41070	3096	18420
1999	30134	4764	14579	75303	110,13	44892	45939	2686	11457
2000	27129	5815	19982	84061	111,63	49289	50570	2363	16404
2001	25449	7689	19125	81468	96,91	48774	48912	2223	18438
2002	23945	6734	20762	80584	98,91	48618	47766	2533	22243
2003	35533	10681	31646	71679	88,94	42607	41643	2900	32455
2004	35967	15222	37592	65064	90,77	35287	33387	4432	31065
2005	30035	21077	42809	54459	83,70	27152	23010	6137	34994
2006	31561	23463	42969	43190	79,31	19949	14855	7833	48284
2007	26263	31897	34933	34396	79,64	15513	10069	8654	63898

NEZAPOSLENA LICA PREMA POLU OD 1985. DO 2006. GODINE
UNEMPLOYED PERSONS BY GENDER FROM 1985 TO 2006

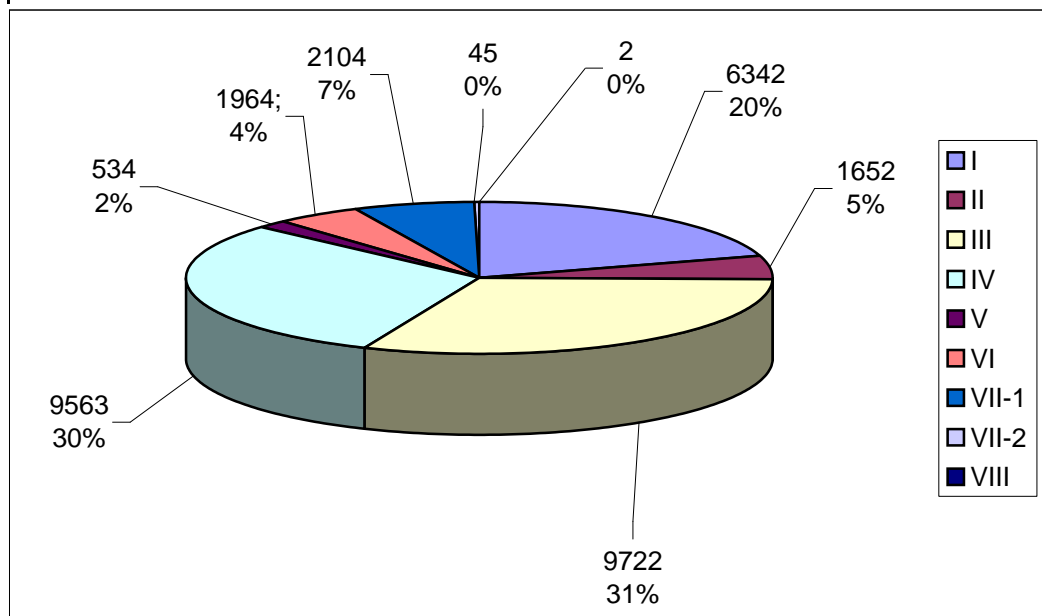


NEZAPOSLENOST I ZAPOŠLJAVANJE PREMA STRUČNOJ
SPREMI I POLU U DECEMBRU 2007. GODINE
UNEMPLOYMENT AND EMPLOYMENT BY EDUCATIONAL BACKGROUND AND GENDER
IN DECEMBER 2007

Redni broj ---- Row number	Sadržaj	Ukupno Total	Žene Women	Stepen stručne spreme					
				I		II		III	
				Ukupno Total	Žene Women	Ukupno Total	Žene Women	Ukupno Total	Žene Women
1.	NEZAPOSLENI KRAJEM PRETHODNOG MJESECA	31787	14279	6349	2249	1672	773	9834	3563
2.	NOVOPRIJAVLJENI U IZVJEŠTAJNOM MJESECU	1722	873	328	146	64	39	446	174
2.1.	Prvi put, nema zapošljavanja	276	132	47	23	3	0	62	19
2.2.	Prvi put, ima zapošljavanja	219	77	44	11	6	4	61	22
2.3.	Nije prvi put, nema zapošljavanja	260	118	80	33	6	3	69	25
2.4.	Nije prvi put, ima zapošljavanja	967	546	157	79	49	32	254	108
3.	RAZLOZI PRESTANKA RADNOG ODNOSA	339	187	87	45	33	28	75	38
3.1.	Prestanak rada poslodavca	2	1			1	1		
3.2.	Pismena izjava zaposlenog da želi da raskine radni odnos (otkaz ugovora o radu)	12	7			1		9	5
3.3.	Izrečena mjera prestanka radnog odnosa zbog povrede radnih dužnosti i obaveza	1	1	1	1				
3.4.	Isplaćena otpremnina zaposlenom za čijim je radom prestala potreba	64	21	10	3	1	1	18	9
3.5.	Zaključivanje sporazuma s poslodavcem o prestanku radnog odnosa	7	4	1	1			3	1
3.6.	Istek rada na određeno vrijeme u svojstvu pripravnika	14	9						
3.7.	Istek rada na određeno vrijeme	207	128	62	34	29	25	36	19
3.8.	Istek radnog angažovanja nezaposlenog lica	10	8	5	3	1	1	1	1
3.9.	Isplaćena jednokratna novčana naknada zaposlenom za čijim je radom prestala potreba	10	3	4	2			3	1
3.10.	Stečaj preduzeća	6	2	1	1			3	
3.11.	Ostali razlozi utvrđeni zakonom ili kolektivnim ugovorom	6	3	3				2	2
4.	ZAPOŠLJAVANJE POSREDSTVOM ZAVODA ZA ZAPOŠLJAVANJE	2266	1144	293	125	73	33	613	236
4.1.	Na neodređeno vrijeme	608	275	69	21	17	6	164	63
4.2.	Na određeno vrijeme	1506	785	219	102	46	24	441	169
4.3.	Pripravnik	108	63						
4.4.	Pripravnik - volonter	0	0						
4.5.	Dopunski rad	1	1						
4.6.	Privremeni i povremeni poslovi	1	1						
4.7.	Sezonski poslovi	41	18	5	2	10	3	8	4
4.8.	Privremeno radno angažovanje	1	1						
4.9.	Lica sa invaliditetom	0	0						
5.	PRESTANAK VOĐENJA EVIDENCIJE	2235	1160	427	188	88	59	595	236
6.	NEZAPOSLENI KRAJEM IZVJEŠTAJNOG MJESECA	31469	14017	6342	2209	1652	757	9722	3496
6.1.	Od ukupno nezaposlenih - prvi put traže zaposlenje	8388	4095	1699	753	403	187	2451	905

Educational level												Contents
IV		V		VI		VII-1		VII-2		VIII		
Ukupno Total	Žene Women	Ukupno Total	Žene Women	Ukupno Total	Žene Women	Ukupno Total	Žene Women	Ukupno Total	Žene Women	Ukupno Total	Žene Women	
9781	5665	529	36	1524	783	2055	1185	41	23	2	2	UNEMPLOYED AT THE END OF PREVIOUS MONTH
519	278	15	5	109	67	235	160	6	4	0	0	NEWLY REGISTERED IN REPORTING MONTH
71	32	1	0	16	8	73	48	3	2			First-time, no previous employment
78	29	5	1	9	3	14	6	2	1			First-time, with previous employment
64	33	1	0	16	7	24	17					Not first time, no previous employment
306	184	8	4	68	49	124	89	1	1			Not first time, with previous employment
78	32	2	1	20	14	44	29	0	0	0	0	REASONS FOR TERMINATING EMPLOYMENT CONTRACT
1												Business closure
2	2											Written statement of employee who wants to terminate employment contract (terms of notice of employment contract)
												Pronounced measure of termination of employment contract due to violation of work duties and obligations
28	7	1		1		5	1					Severance fee paid off to employee whose work is no longer required
2	1					1	1					Signing agreement with employer related to terminating employment contract
3	2					11	7					Expiry of fixed term traineeship employment contract
39	20			16	12	25	18					Expiry of fixed term employment
				2	2	1	1					Termination of employment of unemployed person
3												One-off allowance paid to employee whose work is no longer required
		1	1	1								Enterprise bankruptcy
						1	1					Other reasons defined by law or collective agreement
857	488	11	3	130	88	280	166	9	5	0	0	EMPLOYMENT THROUGH EAM BROKERAGE
240	114	2		19	12	95	57	2	2			Indefinite term employment
579	351	9	3	88	67	120	68	4	1			Fixed term employment
19	13			23	9	64	40	2	1			Trainee
												Trainee-volunteer
								1	1			Additional work
						1	1					Temporary and occasional jobs
18	9											Seasonal jobs
1	1											Temporary work
												Persons with disability
776	469	9	2	128	75	210	130	2	1	0	0	TERMINATION OF KEEPING EVIDENCE
9563	5485	534	39	1505	773	2104	1230	45	26	2	2	UNEMPLOYED AT THE END OF REPORTING MONTH
2702	1578	13	1	356	182	747	474	17	15	0	0	Out of total unemployed - first time job-seekers

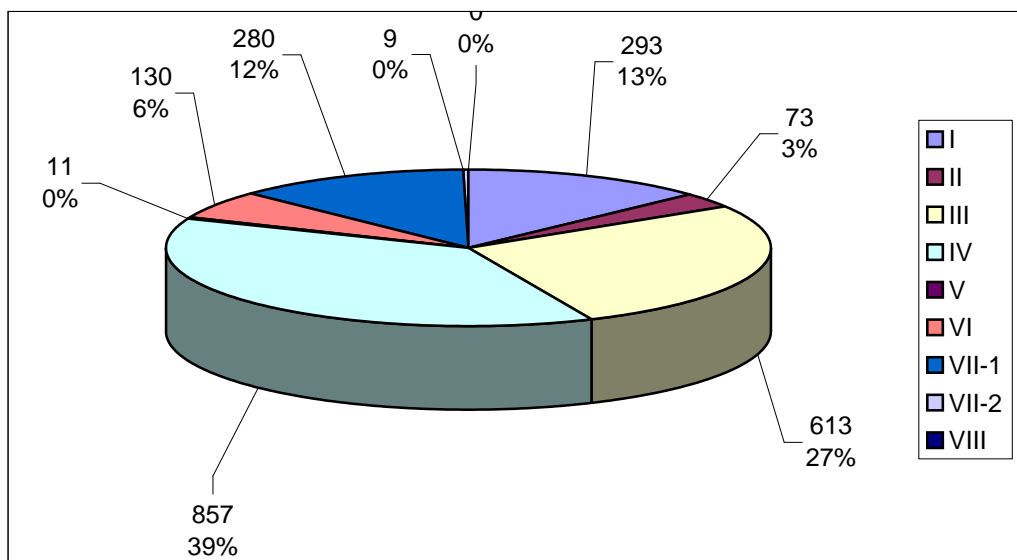
	Mjesec Month	Ukupno Total	Stepen stručne spreme			
			I	II	III	IV
Lica koja traže zaposlenje	12.2007.	31469	6342	1652	9722	9563
	12.2006.	38876	8054	2094	12380	12480
	index	80,95	78,74	78,89	78,53	76,63
Lica koja prvi put traže zaposlenje	12.2007.	8388	1699	403	2451	2702
	12.2006.	12067	2662	526	3799	4037
	index	69,51	63,82	76,62	64,52	66,93
Prijavljeni za zaposlenje	12.2007.	1722	328	64	446	519
	12.2006.	2399	477	77	692	768
	index	71,78	68,76	83,12	64,45	67,58
Novčana naknada - broj slučajeva	12.2007.	9206	1969	970	3294	2087
	12.2006.	8498	1912	777	3096	1952
	index	108,33	102,98	124,84	106,40	106,92
Prestanak vođenja evidencije	12.2007.	2235	427	88	595	776
	12.2006.	2542	549	103	739	840
	index	87,92	77,78	85,44	80,51	92,38
Ukupne potrebe za radnicima i pripravnicima	12.2007.	5299	1902	191	1028	1393
	12.2006.	3717	694	189	955	1153
	index	142,56	274,06	101,06	107,64	120,82
Potrebe za pripravnicima	12.2007.	241	0	0	1	31
	12.2006.	294	0	0	3	72
	index	81,97	0,00	0,00	33,33	43,06
Zasnivanje radnog odnosa pripravnika	12.2007.	108	0	0	0	19
	12.2006.	125	0	0	4	14
	index	86,40	0,00	0,00	0,00	135,71
Zapošljavanje posredstvom Zavoda za zapošljavanje	12.2007.	2266	293	73	613	857
	12.2006.	1815	256	72	542	655
	index	124,85	114,45	101,39	113,10	130,84
Prijavljeni za zaposlenje po prestanku radnog odnosa	12.2007.	339	87	33	75	78
	12.2006.	431	102	34	125	115
	index	78,65	85,29	97,06	60,00	67,83
Nezaposlena lica na početku izvještajnog mjeseca	12.2007.	31982	6441	1676	9871	9820
	12.2006.	39019	8126	2120	12427	12552
	index	81,97	79,26	79,06	79,43	78,23
Nezaposlena lica zbog prestanka rada poslodavca	12.2007.	2	0	1	0	1
	12.2006.	1	0	0	0	1
	index	200,00	0,00	0,00	0,00	100,00



Educational level					
V	VI	VII-1	VII-2	VIII	
534	1505	2104	45	2	Job seekers
412	1611	1817	25	3	
129,61	93,42	115,80	180,00	66,67	
13	356	747	17	0	First time job seekers
20	420	597	4	2	
65,00	84,76	125,13	425,00	0,00	
15	109	235	6	0	Registered for employment
20	133	228	4	0	
75,00	81,95	103,07	150,00	0,00	
219	338	323	4	2	Unemployment benefit - number of claimants
156	262	343	0	0	
140,38	129,01	94,17	0,00	0,00	
9	128	210	2	0	Number of persons deactivated from the register
9	100	199	3	0	
100,00	128,00	105,53	66,67	0,00	
41	93	641	10	0	Total demand for workers and trainees
32	120	554	20	0	
128,13	77,50	115,70	50,00	0,00	
0	21	188	0	0	Demand for trainees
0	20	199	0	0	
0,00	105,00	94,47	0,00	0,00	
0	23	64	2	0	Employed trainees
0	15	92	0	0	
0,00	153,33	69,57	0,00	0,00	
11	130	280	9	0	Employment through EAM brokerage
3	64	222	1	0	
366,67	203,13	126,13	900,00	0,00	
2	20	44	0	0	Registered for employment upon termination of employment contract
10	15	30	0	0	
20,00	133,33	146,67	0,00	0,00	
528	1524	2079	41	2	Unemployed at the beginning of reporting month
401	1578	1788	24	3	
131,67	96,58	116,28	170,83	66,67	
0	0	0	0	0	Unemployed due to business closure
0	0	0	0	0	
0,00	0,00	0,00	0,00	0,00	

ZAPOŠLJAVANJE POSREDSTVOM ZAVODA ZA ZAPOŠLJAVANJE U DECEMBRU 2007.GODINE

EMPLOYMENT THROUGH EAM BROKERAGE IN DECEMBER 2007



T 3-1

NEZAPOSLENOST I ZAPOSŁJAVANJE PREMA STRUČNOJ SPREMI OD JANUARA DO DECEMBRA 2006. I 2007. GODINE

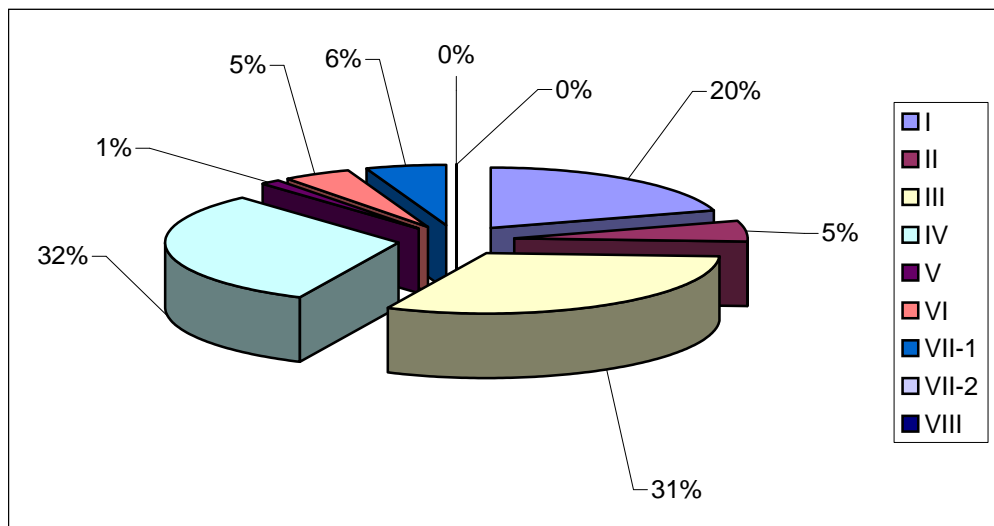
UNEMPLOYMENT AND EMPLOYMENT FROM JANUARY UNTIL DECEMBER 2006 AND 2007 BY EDUCATIONAL BACKGROUND

	Mjesec Month	Ukupno Total	Stepen stručne spreme			
			I	II	III	IV
Prosječan broj lica koja traže zaposlenje	01.-12.2007.	34396	6985	1853	10736	10844
	01.-12.2006.	43192	9170	2380	13579	13993
	index	79,64	76,17	77,86	79,06	77,50
Prosječan broj lica koja prvi put traže zaposlenje	01.-12.2007.	10069	2110	475	3056	3364
	01.-12.2006.	14855	3529	654	4583	4922
	index	67,78	59,79	72,63	66,68	68,35
Ukupan broj prijavljenih za zaposlenje	01.-12.2007.	26263	4801	849	7041	8725
	01.-12.2006.	31561	6348	1135	8892	10768
	index	83,21	75,63	74,80	79,18	81,03
Ukupan broj novčanih naknada - broj slučajeva	01.-12.2007.	103844	22747	10466	37529	23303
	01.-12.2006.	93999	21336	9144	33615	22184
	index	110,47	106,61	114,46	111,64	105,04
Prestanak vođenja evidencije - ukupan broj lica	01.-12.2007.	34933	6791	1356	10050	12058
	01.-12.2006.	42969	9146	1896	12351	14635
	index	81,30	74,25	71,52	81,37	82,39
Ukupne potrebe za radnicima i pripravnicima	01.-12.2007.	63898	13873	3869	16748	18509
	01.-12.2006.	48284	9973	3178	12768	13320
	index	132,34	139,11	121,74	131,17	138,96
Ukupne potrebe za pripravnicima	01.-12.2007.	3249	0	0	37	800
	01.-12.2006.	4231	0	0	137	1307
	index	76,79	0,00	0,00	27,01	61,21
Ukupno zasnivanje radnog odnosa pripravnika	01.-12.2007.	1572	0	0	40	443
	01.-12.2006.	2028	0	0	86	663
	index	77,51	0,00	0,00	46,51	66,82
Ukupno zapošljavanje posredstvom Zavoda za zapošljavanje	01.-12.2007.	31897	5206	1532	9074	11157
	01.-12.2006.	23463	3399	1145	6602	8200
	index	135,95	153,16	133,80	137,44	136,06
Ukupan broj prijavljenih za zaposlenje po prestanku radnog odnosa	01.-12.2007.	5233	1287	381	1256	1318
	01.-12.2006.	5588	1352	505	1530	1406
	index	93,65	95,19	75,45	82,09	93,74
Ukupan broj nezaposlenih lica zbog prestanka rada poslodavca	01.-12.2007.	26	3	1	8	12
	01.-12.2006.	45	4	2	23	8
	index	57,78	75,00	50,00	34,78	150,00

G 3-1

STRUKTURA NEZAPOSLENIH LICA PREMA STRUČNOJ SPREMI U PERIODU JANUAR - DECEMBAR 2007. GODINE

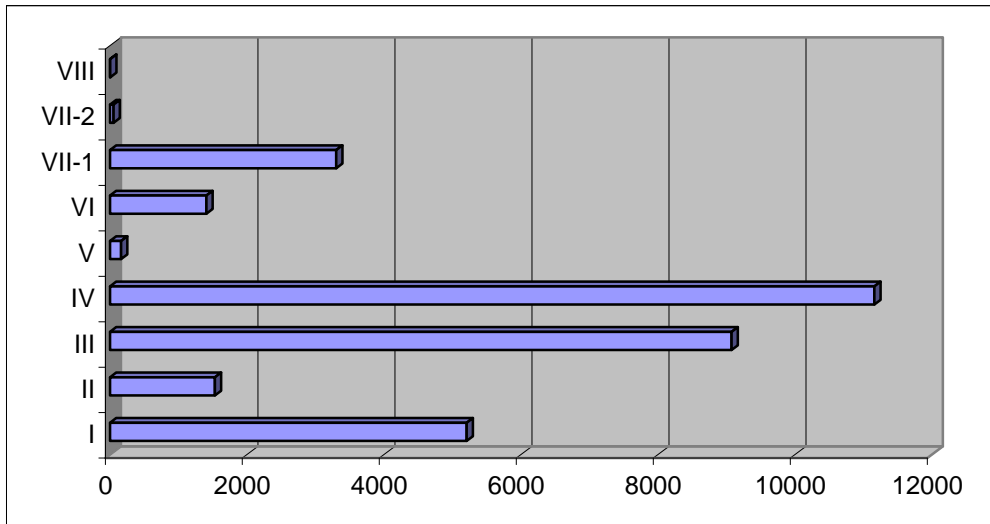
UNEMPLOYMENT STRUCTURE BY EDUCATIONAL BACKGROUND IN THE PERIOD JANUARY-DECEMBER 2007



Educational level					
V	VI	VII-1	VII-2	VIII	
468	1558	1920	30	2	Average number of job seekers
404	1747	1895	21	3	
115,84	89,18	101,32	142,86	66,67	
20	389	647	8	0	Average number of first time job seekers
23	505	635	3	1	
86,96	77,03	101,89	266,67	0,00	
294	1503	2999	48	3	Total number of registered for employment
255	1526	2603	32	2	
115,29	98,49	115,21	150,00	150,00	
2380	3499	3861	36	23	Total unemployment benefits - number of claimants
1677	2703	3328	4	8	
141,92	129,45	116,02	900,00	287,50	
170	1626	2847	31	4	Total number of persons deactivated from the register
199	1940	2774	27	1	
85,43	83,81	102,63	114,81	400,00	
658	1566	8501	149	25	Total demand for workers and trainees
468	1501	6904	168	4	
140,60	104,33	123,13	88,69	625,00	
0	208	2201	3	0	Total demand for trainees
8	513	2265	1	0	
0,00	40,55	97,17	300,00	0,00	
2	163	917	7	0	Total employed trainees
4	381	888	6	0	
50,00	42,78	103,27	116,67	0,00	
162	1407	3303	52	4	Total employment through EAM brokerage
129	1287	2661	38	2	
125,58	109,32	124,13	136,84	200,00	
45	383	561	1	1	Total number of registered for employment upon termination of employment contract
65	302	424	4	0	
69,23	126,82	132,31	25,00	0,00	
0	2	0	0	0	Total number of persons unemployed due to business closure
0	7	1	0	0	
0,00	28,57	0,00	0,00	0,00	

ZAPOŠLJAVANJE POSREDSTVOM ZAVODA ZA ZAPOŠLJAVANJE U PERIODU JANUAR - DECEMBAR 2007. GODINE

EMPLOYED THROUGH EAM BROKERAGE IN THE PERIOD JANUARY-DECEMBER 2007



T 4

NEZAPOSLENA LICA PREMA OPŠTINAMA, STRUČNOJ SPREMI I POLU, STANJE NA DAN 31.12.2007. GODINE

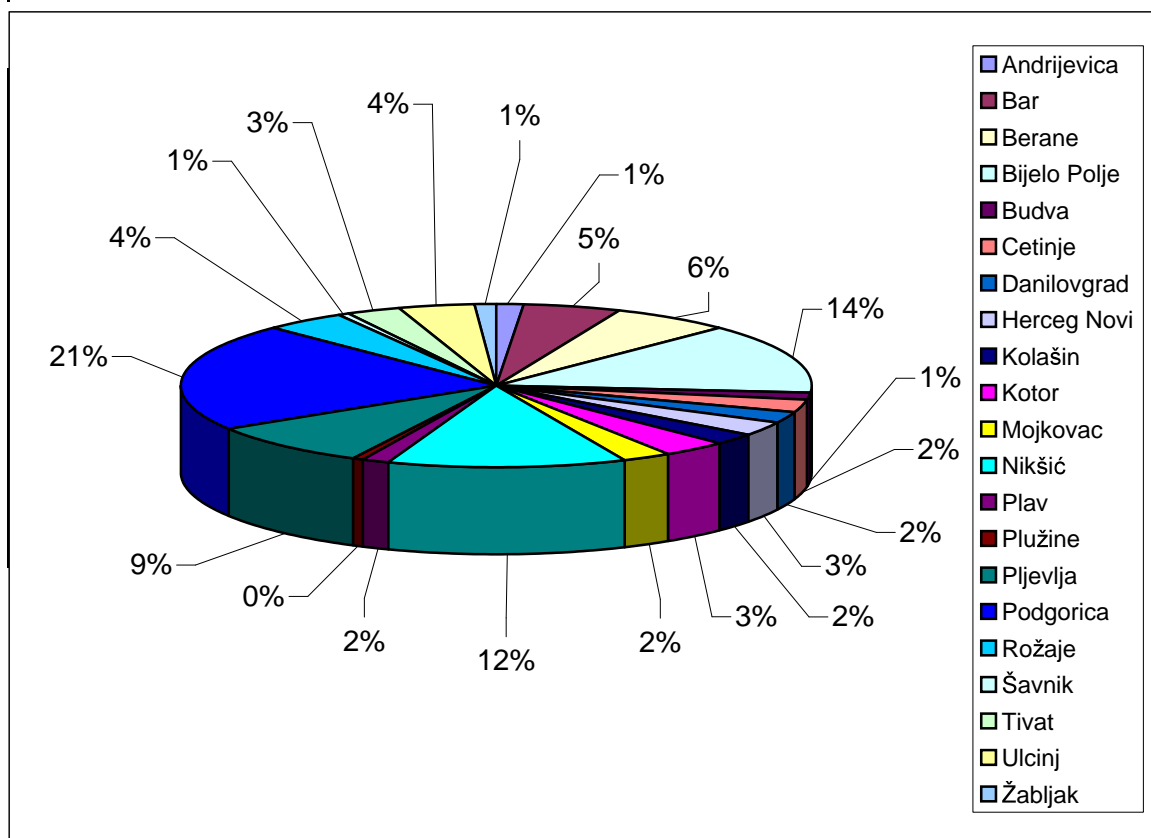
UNEMPLOYED BY MUNICIPALITIES, EDUCATIONAL BACKGROUND AND GENDER - STATE ON 31.12.2007.

Redni broj --- Row number	Opština --- Municipality	Ukupno Total	Žene Women	% žene --- Share of women	Stepen stručne spreme					
					I		II		III	
					Ukupno --- Total	Žene --- Women	Ukupno --- Total	Žene --- Women	Ukupno --- Total	Žene --- Women
1.	Andrijeвица	394	169	42,9	99	39	8	2	128	49
2.	Bar	1620	972	60,0	431	249	90	52	393	220
3.	Berane	1947	728	37,4	530	132	58	12	518	168
4.	Bijelo Polje	4319	1866	43,2	1014	368	262	113	1577	588
5.	Budva	448	297	66,3	87	55	23	17	123	78
6.	Cetinje	765	358	46,8	188	76	44	20	206	84
7.	Danilovgrad	719	315	43,8	142	50	22	17	237	75
8.	Herceg Novi	929	440	47,4	47	21	117	47	304	106
9.	Kolašin	687	279	40,6	239	74	20	16	226	85
10.	Kotor	1052	383	36,4	65	25	117	56	374	104
11.	Mojkovac	756	277	36,6	184	39	39	16	287	78
12.	Nikšić	3839	1837	47,9	525	172	204	98	1287	469
13.	Plav	484	169	34,9	146	44	4	1	128	32
14.	Plužine	128	55	43,0	12	5	3	2	67	24
15.	Pijevlja	2760	1213	43,9	554	140	167	61	916	315
16.	Podgorica	6685	3136	46,9	1146	399	334	179	1683	609
17.	Rožaje	1321	419	31,7	391	72	27	4	467	118
18.	Šavnik	205	74	36,1	48	19	7	4	80	26
19.	Tivat	859	312	36,3	73	28	34	16	257	78
20.	Ulcinj	1200	542	45,2	350	166	68	21	360	150
21.	Žabljak	352	176	50,0	71	36	4	3	104	40
	Ukupno --- Total	31469	14017	44,5	6342	2209	1652	757	9722	3496

G 4

STRUKTURA NEZAPOSLENIH PO OPŠTINAMA NA DAN 31.12.2007.GODINE

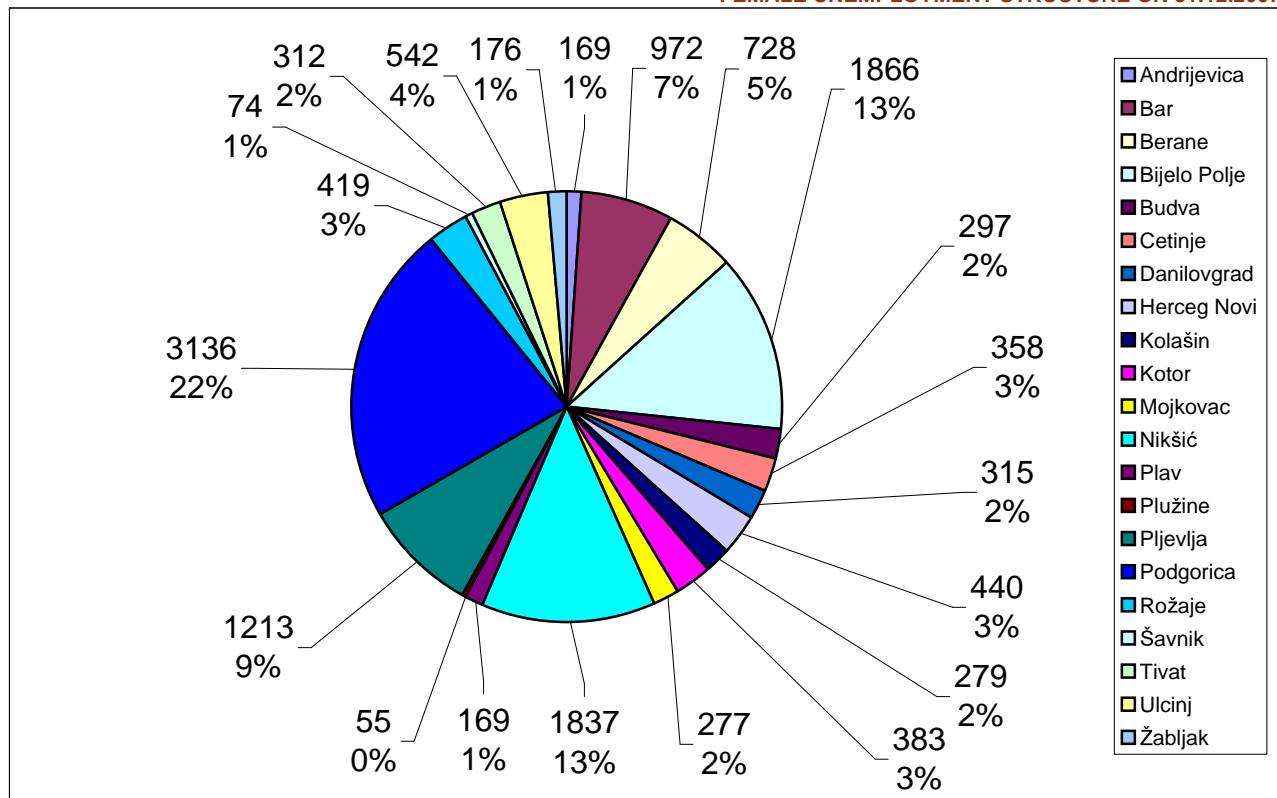
UNEMPLOYMENT STRUCTURE BY MUNICIPALITIES ON 31.12.2007.



Educational level											
IV		V		VI		VII-1		VII-2		VIII	
Ukupno ---- Total	Žene ---- Women	Ukupno ---- Total	Žene ---- Women	Ukupno ---- Total	Žene ---- Women	Ukupno ---- Total	Žene ---- Women	Ukupno ---- Total	Žene ---- Women	Ukupno ---- Total	Žene ---- Women
130	65	2	0	9	4	18	10	0	0	0	0
493	340	15	2	105	57	92	51	1	1	0	0
632	326	11	2	91	40	107	48	0	0	0	0
1148	668	33	4	163	67	121	57	1	1	0	0
144	106	11	2	22	13	36	25	2	1	0	0
246	138	7	0	31	17	42	23	1	0	0	0
239	137	23	2	23	13	33	21	0	0	0	0
251	158	40	2	79	48	87	56	4	2	0	0
171	85	3	1	13	9	15	9	0	0	0	0
260	108	17	1	132	39	84	49	3	1	0	0
190	117	3	1	32	13	20	12	0	0	1	1
1197	665	25	6	231	169	366	257	4	1	0	0
153	78	2	0	18	5	33	9	0	0	0	0
37	18	0	0	6	5	2	1	1	0	0	0
902	581	26	1	85	46	108	68	2	1	0	0
2377	1355	145	9	281	158	696	411	22	15	1	1
296	166	6	0	64	26	70	33	0	0	0	0
62	19	0	0	3	2	5	4	0	0	0	0
200	112	148	5	73	28	71	42	3	3	0	0
280	157	17	1	34	10	90	37	1	0	0	0
155	86	0	0	10	4	8	7	0	0	0	0
9563	5485	534	39	1505	773	2104	1230	45	26	2	2

STRUKTURA NEZAPOSLENIH ŽENA NA DAN 31.12.2007. GODINE
FEMALE UNEMPLOYMENT STRUCTURE ON 31.12.2007.

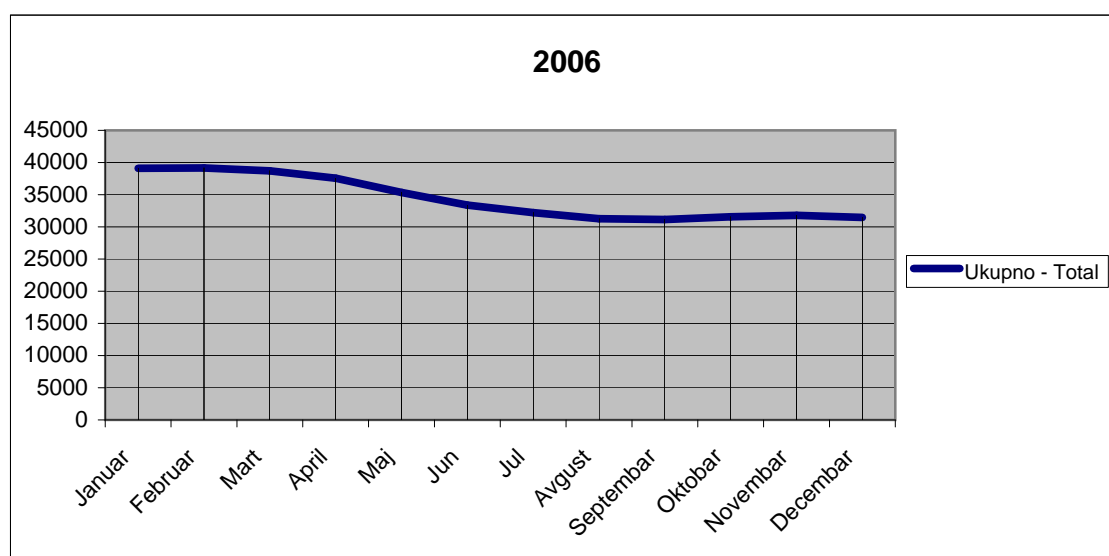
G 5



T 4-1 | PREGLED NEZAPOSLENIH LICA PREMA OPŠTINAMA I
POLU U PERIODU JANUAR-DECEMBAR 2007. GODINE
**UNEMPLOYED PERSONS BY MUNICIPALITIES AND GENDER
IN THE PERIOD JANUARY-DECEMBER 2007**

Redni broj --- Row number	Opština --- Municipality	Prosjek Average		2007 Godina									
				Januar - January		Februar - February		Mart - March		April - April		Maj - May	
		Ukupno - Total	Žene - Women	Ukupno --- Total	Žene --- Women	Ukupno --- Total	Žene --- Women	Ukupno --- Total	Žene --- Women	Ukupno --- Total	Žene --- Women	Ukupno --- Total	Žene --- Women
1.	Andrijevića	418,42	181,50	446	197	465	206	458	199	432	183	420	176
2.	Bar	2034,00	1231,25	2577	1554	2551	1521	2439	1460	2341	1412	2196	1342
3.	Berane	2115,42	764,75	2360	843	2385	844	2442	866	2420	881	2189	790
4.	Bijelo Polje	4582,08	1953,25	4972	2087	4971	2090	4968	2068	4839	2034	4615	1975
5.	Budva	448,83	303,00	701	461	680	448	633	433	520	358	361	251
6.	Cetinje	934,83	465,50	1057	532	1125	567	1157	579	1096	547	1034	526
7.	Danilovgrad	851,83	370,25	1021	453	1056	463	1065	468	985	426	887	369
8.	Herceg Novi	902,67	427,08	1210	642	1141	602	1073	564	983	488	844	389
9.	Kolašin	820,58	342,33	889	389	973	417	1006	436	1002	427	908	378
10.	Kotor	1157,17	459,17	1352	568	1336	558	1311	554	1294	546	1236	513
11.	Mojkovac	847,83	309,08	976	354	929	331	925	332	911	324	892	318
12.	Nikšić	4285,75	2016,83	5036	2350	4949	2303	4765	2240	4679	2194	4504	2082
13.	Plav	561,75	198,33	692	274	679	254	640	233	590	198	563	186
14.	Plužine	143,83	67,00	160	75	164	77	165	76	167	81	161	77
15.	Pljevlja	2843,58	1263,08	2986	1342	3015	1352	2990	1353	2938	1318	2872	1276
16.	Podgorica	7765,92	3679,08	8769	4053	8849	4090	8845	4114	8674	4059	8179	3841
17.	Rožaje	1218,25	395,00	1237	390	1252	400	1277	399	1265	384	1230	383
18.	Šavnik	219,17	83,75	249	95	243	94	246	96	239	91	226	85
19.	Tivat	718,33	299,75	671	342	686	350	666	349	649	335	550	270
20.	Ulcinj	1163,25	519,75	1362	623	1327	602	1261	562	1168	520	1120	499
21.	Žabljak	362,33	183,67	381	191	379	188	382	194	379	197	369	194
	Ukupno Total	34395,83	15513,42	39104	17815	39155	17757	38714	17575	37571	17003	35356	15920

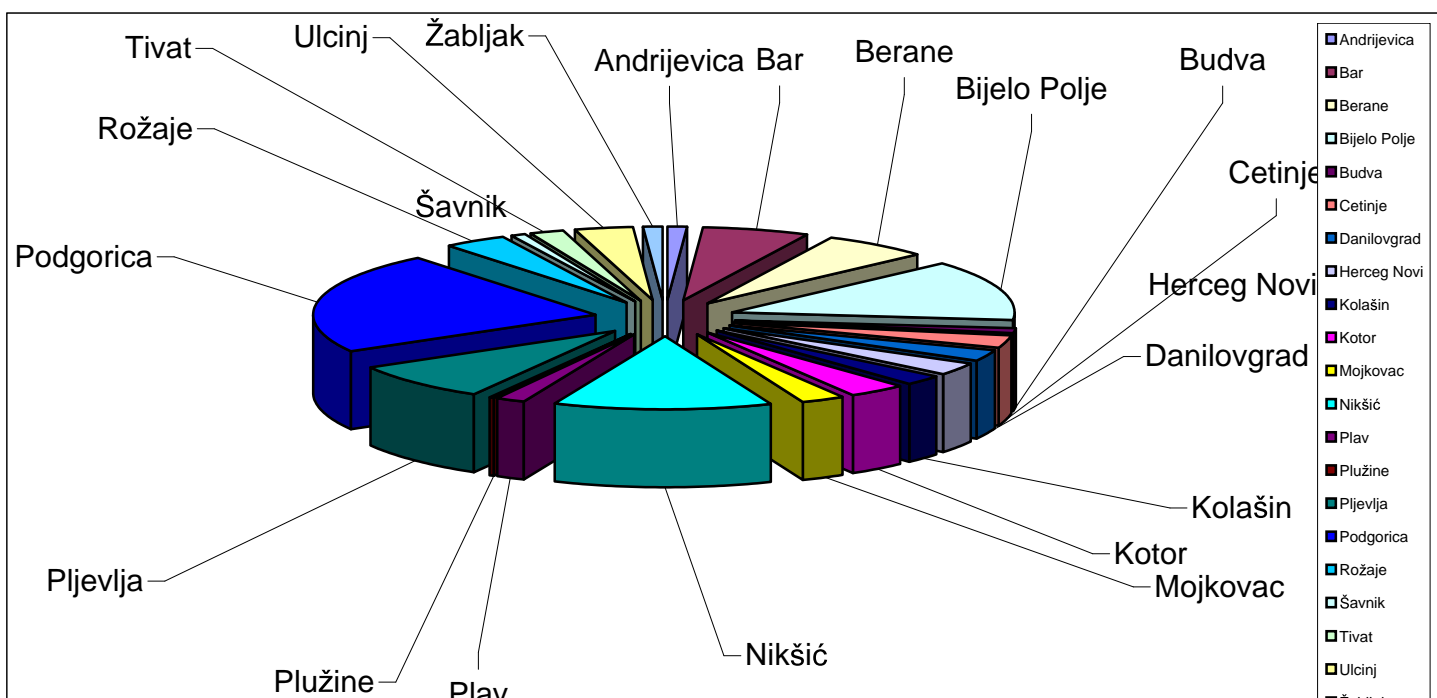
G 5-1 | PROSJEČAN BROJ NEZAPOSLENIH LICA PREMA POLU I MJESECIIMA U 2007. GODINI
AVERAGE NUMBER OF UNEMPLOYED PERSONS BY GENDER AND MONTHS IN 2007



2007													
Jun - June		Jul - July		Avgust - August		Septembar - September		Oktobar - October		Novembar - November		Decembar - December	
Ukupno Total	Žene Women	Ukupno Total	Žene Women	Ukupno Total	Žene Women	Ukupno Total	Žene Women	Ukupno Total	Žene Women	Ukupno Total	Žene Women	Ukupno Total	Žene Women
418	181	411	180	407	182	398	175	384	166	388	164	394	169
1891	1141	1728	1064	1702	1061	1767	1070	1816	1109	1780	1069	1620	972
2042	723	1966	703	1886	671	1871	684	1935	721	1942	723	1947	728
4495	1922	4398	1899	4368	1887	4295	1866	4363	1856	4382	1889	4319	1866
323	221	293	198	299	205	326	224	366	248	436	292	448	297
945	472	895	456	859	435	773	378	744	368	768	368	765	358
795	326	779	335	739	327	724	316	736	330	716	315	719	315
712	303	725	301	721	297	765	324	837	369	892	406	929	440
833	336	774	318	715	292	690	279	688	274	682	283	687	279
1162	469	1106	423	1012	378	982	373	1014	374	1029	371	1052	383
861	320	817	301	775	291	782	290	776	288	774	283	756	277
4254	1947	3998	1881	3846	1837	3807	1821	3859	1842	3893	1868	3839	1837
541	183	520	178	520	182	506	173	504	175	502	175	484	169
144	68	133	62	131	63	118	57	125	58	130	55	128	55
2867	1242	2728	1198	2648	1185	2749	1208	2769	1236	2801	1234	2760	1213
7824	3725	7433	3604	7163	3482	7013	3439	6941	3347	6816	3259	6685	3136
1185	381	1158	380	1152	385	1177	400	1145	403	1220	416	1321	419
207	80	200	77	201	77	199	78	204	79	211	79	205	74
489	241	797	262	788	271	790	272	821	288	854	305	859	312
1058	459	1003	434	997	444	1071	473	1181	537	1211	542	1200	542
347	172	343	172	342	172	353	180	361	185	360	183	352	176
33393	14912	32205	14426	31271	14124	31156	14080	31569	14253	31787	14279	31469	14017

STRUKTURA PROSJEČNE NEZAPOSLENOSTI PO OPŠTINAMA U PERIODU JANUAR-DECEMBAR 2007. GODINE
AVERAGE UNEMPLOYMENT STRUCTURE BY MUNICIPALITIES IN THE PERIOD JANUARY-DECEMBER 2007

G 5-2



T 5

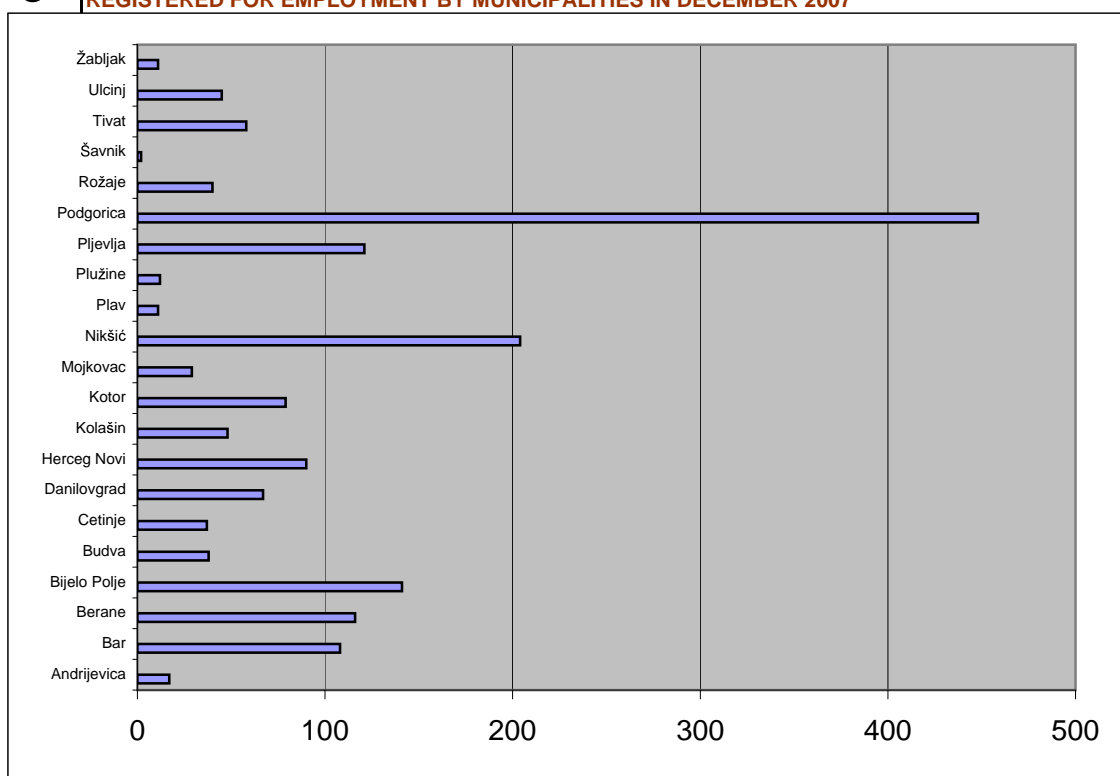
PREGLED NEZAPOSLENIH LICA PRIJAVLJENIH ZA ZAPOSLENJE PREMA OPŠTINAMA, STRUČNOJ SPREMI I POLU U MJESECU DECEMBRU 2007. GODINE

UNEMPLOYED REGISTERED FOR EMPLOYMENT BY MUNICIPALITIES, EDUCATIONAL BACKGROUND AND GENDER IN DECEMBER 2007

Redni broj ---- Row number	Opština ---- Municipality	Ukupno Total	Žene Women	% žena Share of women	Stepen stručne spreme					
					I		II		III	
					Ukupno ---- Total	Žene ---- Women	Ukupno ---- Total	Žene ---- Women	Ukupno ---- Total	Žene ---- Women
1.	Andrijevica	17	10	58,8	5	3	0	0	6	3
2.	Bar	108	61	56,5	23	19	4	1	27	12
3.	Berane	116	47	40,5	29	12	3	2	31	10
4.	Bijelo Polje	141	70	49,6	29	13	5	4	41	18
5.	Budva	38	25	65,8	9	5	2	2	8	7
6.	Cetinje	37	15	40,5	9	2	3	0	6	2
7.	Danilovgrad	67	31	46,3	17	7	1	1	18	6
8.	Herceg Novi	90	68	75,6	5	3	12	10	16	11
9.	Kolašin	48	23	47,9	16	7	2	1	15	7
10.	Kotor	79	39	49,4	6	3	6	4	23	6
11.	Mojkovac	29	13	44,8	4	1	1	0	13	4
12.	Nikšić	204	113	55,4	30	20	7	3	56	23
13.	Plav	11	3	27,3	2	1	0	0	2	0
14.	Plužine	12	7	58,3	1	1	0	0	7	3
15.	Pijevlja	121	55	45,5	24	8	4	2	40	14
16.	Podgorica	448	213	47,5	74	24	9	5	97	31
17.	Rožaje	40	13	32,5	13	3	0	0	13	2
18.	Šavnik	2	1	50,0	0	0	0	0	2	1
19.	Tivat	58	36	62,1	9	2	4	4	12	7
20.	Ulcinj	45	28	62,2	17	11	1	0	12	7
21.	Žabljak	11	2	18,2	6	1	0	0	1	0
	Ukupno ---- Total	1722	873	50,7	328	146	64	39	446	174

G 6

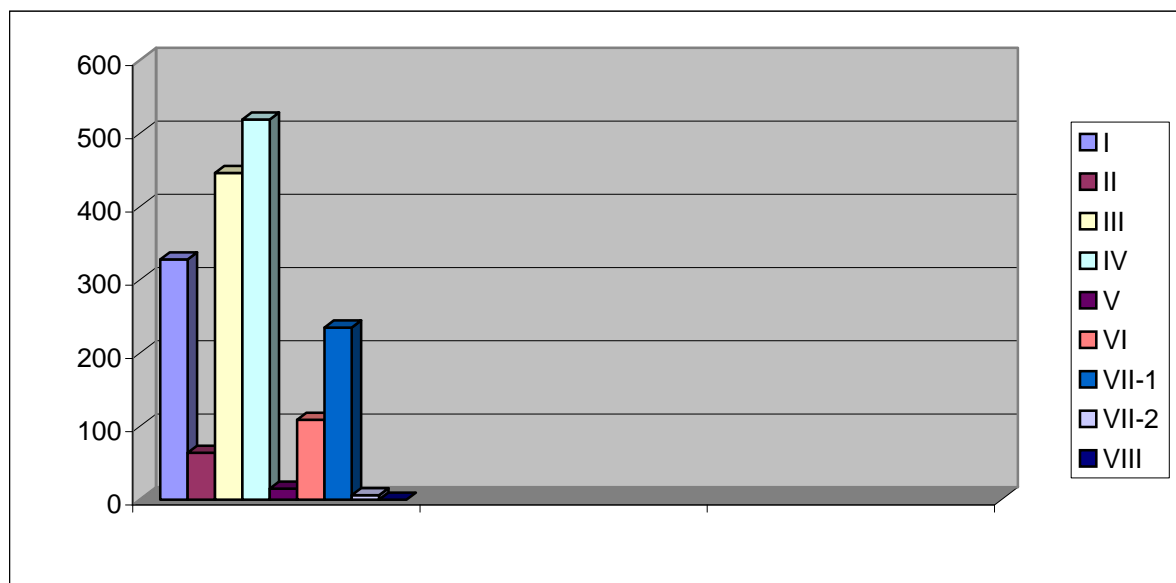
PRIJAVLJENI ZA ZAPOSLENJE PREMA OPŠTINAMA U MJESECU DECEMBRU 2007. GODINE REGISTERED FOR EMPLOYMENT BY MUNICIPALITIES IN DECEMBER 2007



Educational level											
IV		V		VI		VII-1		VII-2		VIII	
Ukupno ---- Total	Žene ---- Women	Ukupno ---- Total	Žene ---- Women	Ukupno ---- Total	Žene ---- Women	Ukupno ---- Total	Žene ---- Women	Ukupno ---- Total	Žene ---- Women	Ukupno ---- Total	Žene ---- Women
4	2	0	0	0	0	2	2	0	0	0	0
31	18	3	0	8	3	11	7	1	1	0	0
35	16	0	0	7	4	11	3	0	0	0	0
44	24	0	0	12	5	10	6	0	0	0	0
13	8	1	0	1	1	3	1	1	1	0	0
11	6	0	0	2	1	6	4	0	0	0	0
22	12	1	1	3	1	5	3	0	0	0	0
25	19	2	1	16	12	13	12	1	0	0	0
13	7	0	0	1	0	1	1	0	0	0	0
27	15	1	0	7	3	9	8	0	0	0	0
4	2	0	0	2	1	5	5	0	0	0	0
58	29	2	1	7	6	43	31	1	0	0	0
3	2	0	0	1	0	3	0	0	0	0	0
2	1	0	0	2	2	0	0	0	0	0	0
41	25	0	0	3	1	9	5	0	0	0	0
140	65	2	1	32	23	94	64	0	0	0	0
9	5	0	0	2	2	3	1	0	0	0	0
0	0	0	0	0	0	0	0	0	0	0	0
21	13	3	1	2	2	5	5	2	2	0	0
13	8	0	0	0	0	2	2	0	0	0	0
3	1	0	0	1	0	0	0	0	0	0	0
519	278	15	5	109	67	235	160	6	4	0	0

PRIJAVLJENI ZA ZAPOSLENJE PREMA STEPENIMA STRUČNE SPREME U MJESECU DECEMBRU 2007 GODINE
REGISTERED FOR EMPLOYMENT BY EDUCATIONAL BACKGROUND IN DECEMBER 2007

G 7



T 6

PREGLED LICA KOJA PRVI PUT TRAŽE ZAPOSLENJE PREMA OPŠTINAMA, STRUČNOJ SPREMI I POLU U MJESECU DECEMBRU 2007. GODINE

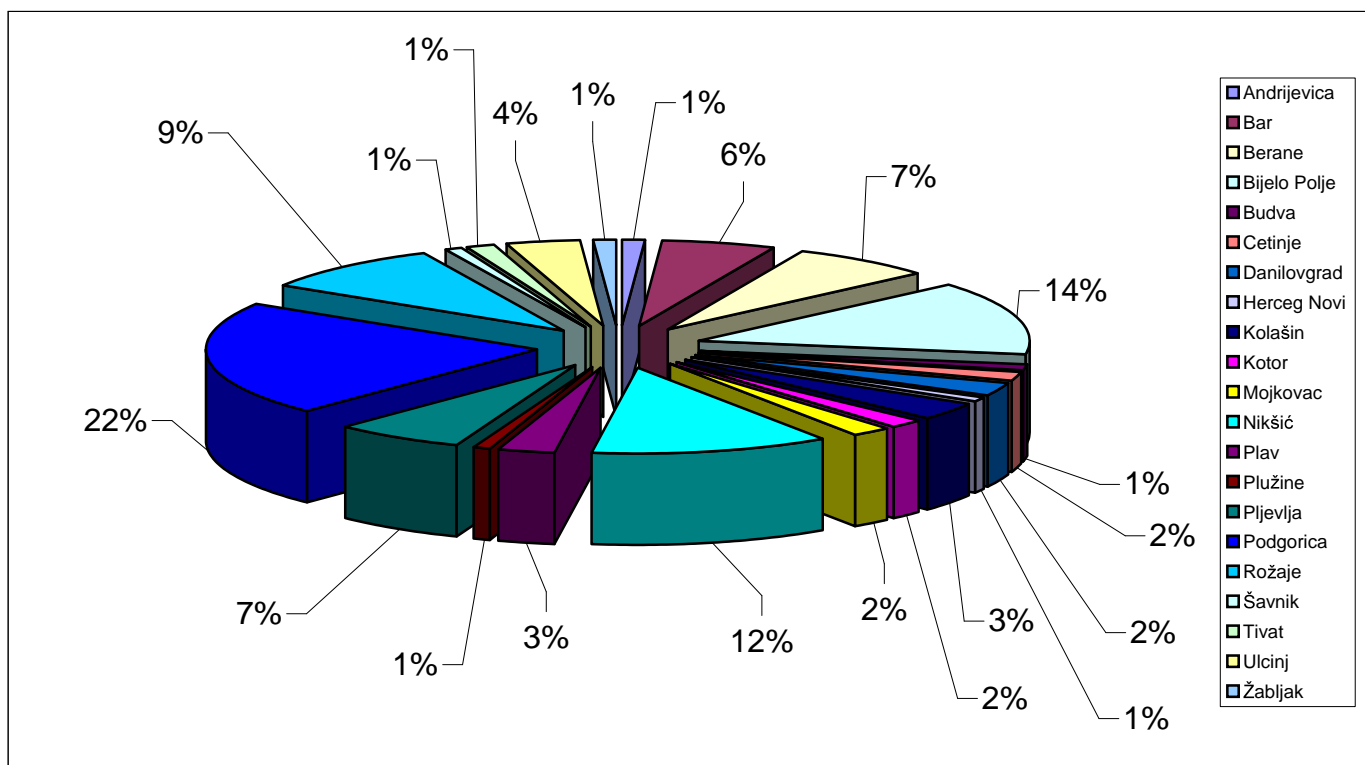
FIRST TIME JOB-SEEKERS BY MUNICIPALITIES, EDUCATIONAL BACKGROUND AND GENDER IN DECEMBER 2007

Redni broj ---- Row number	Opština ---- Municipality	Ukupno Total	Žene Women	% žena Share of women	Stepen stručne spreme					
					I		II		III	
					Ukupno ---- Total	Žene ---- Women	Ukupno ---- Total	Žene ---- Women	Ukupno ---- Total	Žene ---- Women
1.	Andrijevica	96	41	42,7	7	1	6	1	32	15
2.	Bar	468	294	62,8	178	125	31	16	88	45
3.	Berane	579	245	42,3	108	40	36	8	153	54
4.	Bijelo Polje	1160	531	45,8	244	101	64	30	415	159
5.	Budva	91	70	76,9	21	15	2	1	21	14
6.	Cetinje	146	61	41,8	32	7	9	3	30	13
7.	Danilovgrad	203	97	47,8	32	13	5	4	79	28
8.	Herceg Novi	84	40	47,6	2	1	8	3	26	7
9.	Kolašin	262	129	49,2	75	35	5	4	104	46
10.	Kotor	152	60	39,5	10	5	4	2	39	10
11.	Mojkovac	166	64	38,6	35	14	8	2	71	18
12.	Nikšić	978	477	48,8	108	49	35	23	277	75
13.	Plav	237	101	42,6	66	29	1	0	80	21
14.	Plužine	56	28	50,0	8	4	0	0	30	12
15.	Pljevlja	548	311	56,8	83	38	36	21	180	75
16.	Podgorica	1820	973	53,5	295	125	111	54	376	163
17.	Rožaje	765	238	31,1	229	38	21	2	288	77
18.	Šavnik	75	25	33,3	16	5	3	2	24	8
19.	Tivat	96	50	52,1	18	7	4	4	27	11
20.	Ulcinj	309	210	68,0	109	85	14	7	83	46
21.	Žabljak	97	50	51,5	23	16	0	0	28	8
	Ukupno ---- Total	8388	4095	48,8	1699	753	403	187	2451	905

G 8

LICA KOJA PRVI PUT TRAŽE ZAPOSLENJE PREMA OPŠTINAMA U MJESECU DECEMBRU 2007. GODINE

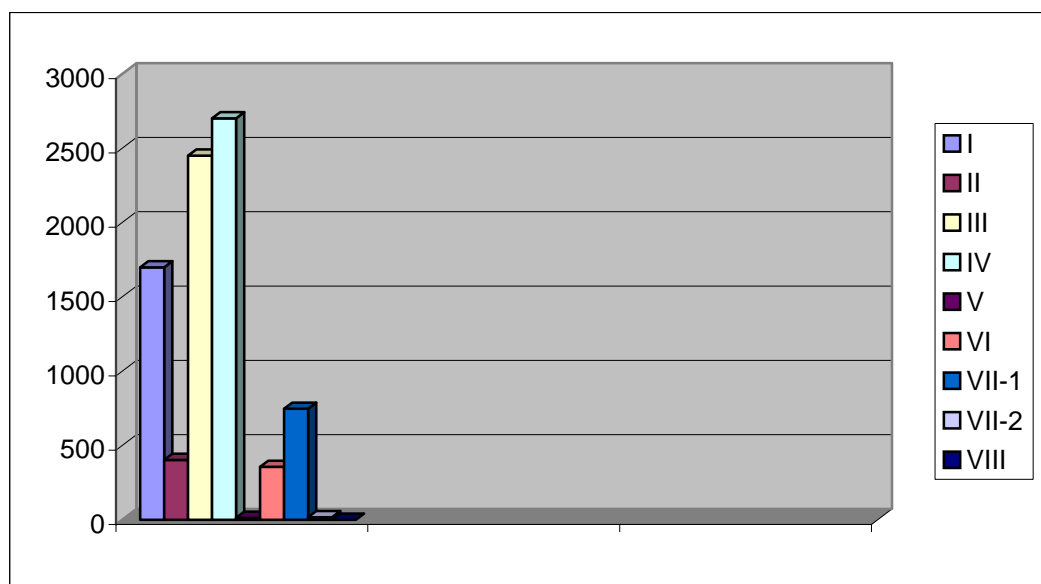
FIRST TIME JOB-SEEKERS BY MUNICIPALITIES IN DECEMBER 2007



Educational level											
IV		V		VI		VII-1		VII-2		VIII	
Ukupno ---- Total	Žene ---- Women	Ukupno ---- Total	Žene ---- Women	Ukupno ---- Total	Žene ---- Women	Ukupno ---- Total	Žene ---- Women	Ukupno ---- Total	Žene ---- Women	Ukupno ---- Total	Žene ---- Women
43	20	0	0	3	2	5	2	0	0	0	0
109	79	3	0	21	10	38	19	0	0	0	0
217	116	0	0	31	10	34	17	0	0	0	0
346	202	4	0	43	17	43	21	1	1	0	0
31	27	0	0	3	3	12	9	1	1	0	0
53	26	0	0	8	4	14	8	0	0	0	0
75	45	0	0	3	2	9	5	0	0	0	0
21	11	0	0	13	6	14	12	0	0	0	0
59	32	0	0	8	5	11	7	0	0	0	0
50	13	0	0	21	9	28	21	0	0	0	0
37	22	0	0	8	2	7	6	0	0	0	0
364	189	0	0	53	41	139	99	2	1	0	0
77	46	0	0	6	3	7	2	0	0	0	0
15	9	0	0	2	2	1	1	0	0	0	0
203	143	1	0	13	8	32	26	0	0	0	0
688	415	1	0	76	41	262	164	11	11	0	0
155	88	1	0	30	12	41	21	0	0	0	0
27	6	0	0	2	1	3	3	0	0	0	0
21	13	2	0	6	2	17	12	1	1	0	0
71	54	1	1	3	1	27	16	1	0	0	0
40	22	0	0	3	1	3	3	0	0	0	0
2702	1578	13	1	356	182	747	474	17	15	0	0

LICA KOJA PRVI PUT TRAŽE ZAPOSLENJE PREMA STEPENU STRUČNE SPREME U DECEMBRU 2007. GODINE
FIRST TIME JOB-SEEKERS BY EDUCATIONAL BACKGROUND IN DECEMBER 2007

G 9



T 7

PREGLED PRESTANKA VOĐENJA EVIDENCIJE NEZAPOSLENIH LICA PREMA OPŠTINAMA, POLU I STRUČNOJ SPREMI U MJESECU DECEMBRU 2007. GODINE

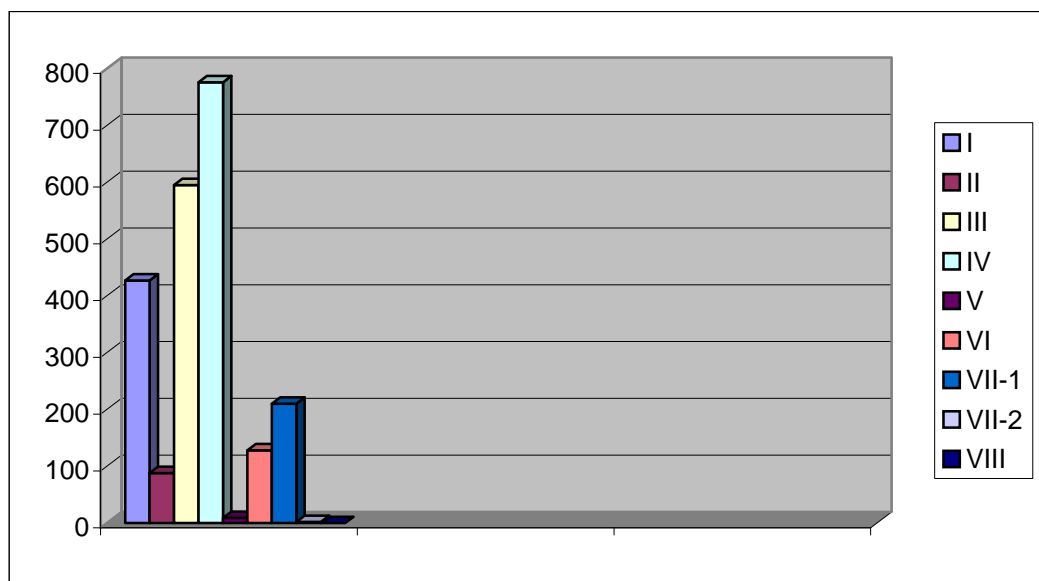
TERMINATION OF KEEPING EVIDENCE ON UNEMPLOYED PERSONS BY MUNICIPALITIES, GENDER AND EDUCATIONAL LEVEL IN DECEMBER 2007

Redni broj ---- Row number	Opština ---- Municipality	Ukupno Total	Žene Woman	% žena Share of women	Stepen stručne spreme					
					I		II		III	
					Ukupno ---- Total	Žene ---- Women	Ukupno ---- Total	Žene ---- Women	Ukupno ---- Total	Žene ---- Women
1.	Andrijevica	17	8	47,1	2	0	0	0	6	3
2.	Bar	278	167	60,1	83	50	26	16	65	39
3.	Berane	121	45	37,2	25	8	1	1	28	8
4.	Bijelo Polje	195	84	43,1	42	14	9	7	69	26
5.	Budva	27	20	74,1	7	3	0	0	2	2
6.	Cetinje	47	27	57,4	7	4	3	2	14	5
7.	Danilovgrad	66	31	47,0	14	5	2	1	19	8
8.	Herceg Novi	52	32	61,5	4	2	5	3	14	7
9.	Kolašin	74	35	47,3	19	10	4	3	30	12
10.	Kotor	54	28	51,9	3	1	2	1	7	2
11.	Mojkovac	49	21	42,9	13	5	2	0	13	2
12.	Nikšić	263	141	53,6	26	11	7	5	87	33
13.	Plav	32	10	31,3	14	6	0	0	6	0
14.	Plužine	13	7	53,8	1	1	0	0	5	1
15.	Prijevlja	145	66	45,5	26	10	4	3	50	15
16.	Podgorica	583	342	58,7	81	39	20	15	117	52
17.	Rožaje	78	23	29,5	29	6	0	0	25	4
18.	Šavnik	5	3	60,0	1	0	0	0	0	0
19.	Tivat	61	35	57,4	6	2	2	2	16	7
20.	Ulcinj	57	27	47,4	21	11	1	0	16	7
21.	Žabljak	18	8	44,4	3	0	0	0	6	3
	Ukupno ---- Total	2235	1160	51,9	427	188	88	59	595	236

G 10

PRESTANAK VOĐENJA EVIDENCIJE NEZAPOSLENIH LICA PREMA STEPENU STRUČNE SPREME U DECEMBRU 2007. GODINE

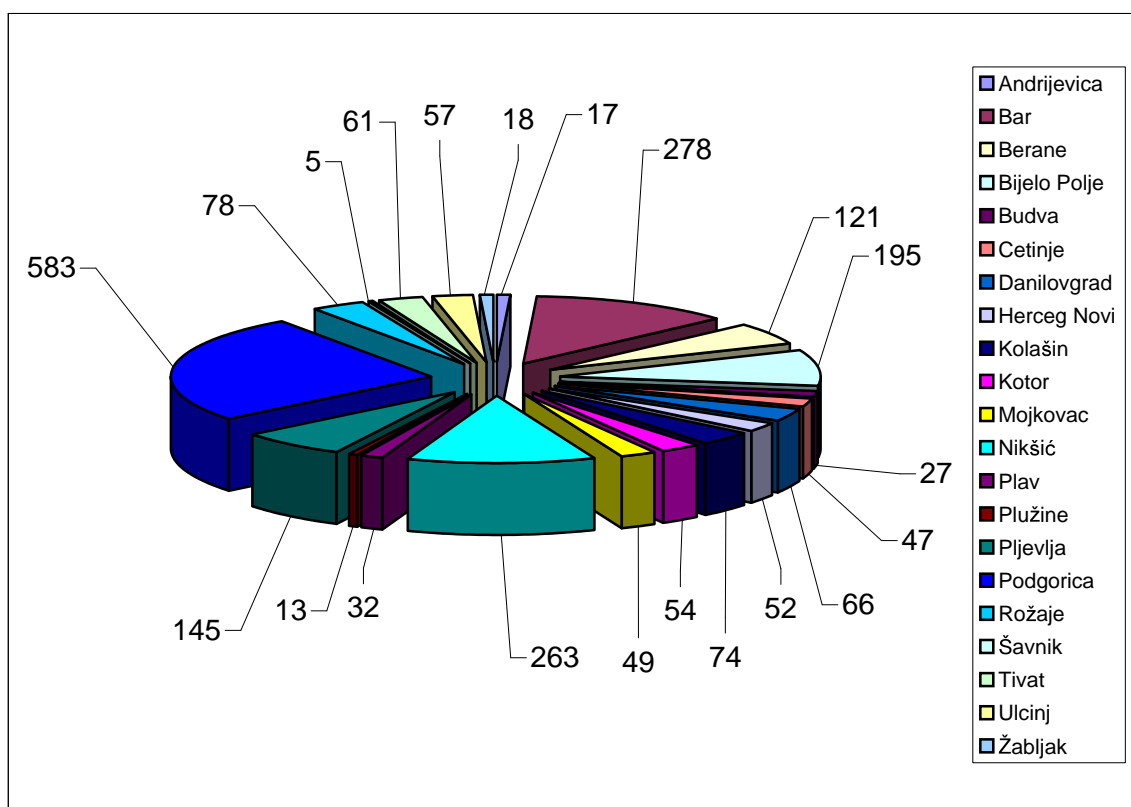
TERMINATION OF KEEPING EVIDENCE ON UNEMPLOYED PERSONS BY EDUCATIONAL BACKGROUND IN DECEMBER 2007



Educational level											
IV		V		VI		VII-1		VII-2		VIII	
Ukupno ---- Total	Žene ---- Women	Ukupno ---- Total	Žene ---- Women	Ukupno ---- Total	Žene ---- Women	Ukupno ---- Total	Žene ---- Women	Ukupno ---- Total	Žene ---- Women	Ukupno ---- Total	Žene ---- Women
7	3	0	0	0	0	2	2	0	0	0	0
80	51	1	0	11	5	12	6	0	0	0	0
49	19	1	0	10	5	7	4	0	0	0	0
49	25	1	0	16	7	9	5	0	0	0	0
11	9	0	0	4	3	3	3	0	0	0	0
17	13	0	0	3	2	3	1	0	0	0	0
28	16	0	0	0	0	3	1	0	0	0	0
16	12	0	0	7	3	6	5	0	0	0	0
18	10	0	0	2	0	1	0	0	0	0	0
29	17	1	0	6	2	6	5	0	0	0	0
16	11	0	0	3	2	2	1	0	0	0	0
92	60	0	0	18	15	33	17	0	0	0	0
11	4	0	0	0	0	1	0	0	0	0	0
5	3	0	0	0	0	2	2	0	0	0	0
48	31	1	1	6	3	10	3	0	0	0	0
240	151	4	1	30	21	89	62	2	1	0	0
12	7	0	0	4	1	8	5	0	0	0	0
1	0	0	0	1	1	2	2	0	0	0	0
23	14	0	0	6	5	8	5	0	0	0	0
15	8	0	0	1	0	3	1	0	0	0	0
9	5	0	0	0	0	0	0	0	0	0	0
776	469	9	2	128	75	210	130	2	1	0	0

PRESTANAK VOĐENJA EVIDENCIJE NEZAPOSLENIH LICA
PREMA OPŠTINAMA U MJESECU DECEMBRU 2007. GODINE
TERMINATION OF KEEPING EVIDENCE ON UNEMPLOYED PERSONS
BY MUNICIPALITIES IN DECEMBER 2007

G 11



T 8

RAZLOZI PRESTANKA VOĐENJA EVIDENCIJE NEZAPOSLENIH LICA PREMA DUŽINI ČEKANJA NA ZAPOSLENJE U DECEMBRU 2007. GODINE

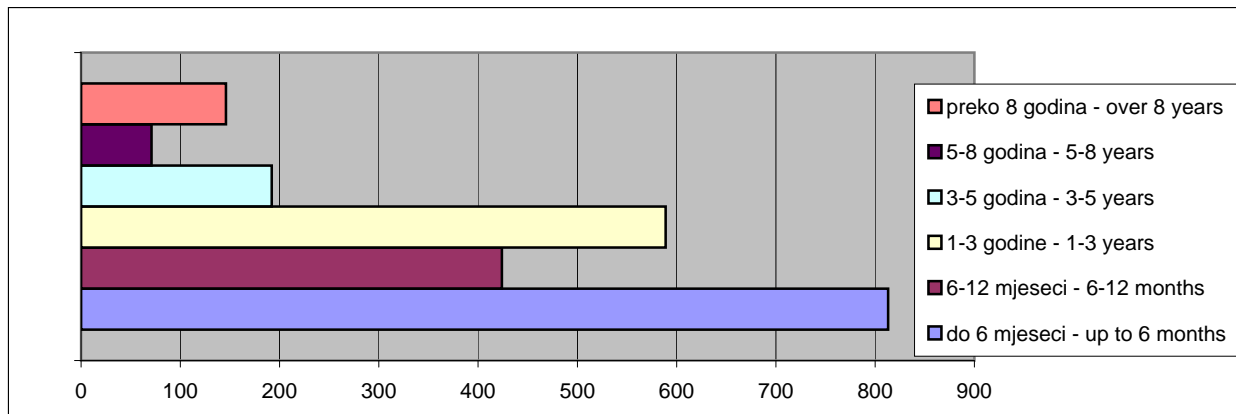
REASONS FOR TERMINATION OF KEEPING EVIDENCE ON UNEMPLOYED PERSONS BY DURATION OF UNEMPLOYMENT IN DECEMBER 2007

Redni broj ---- Row number	Razlozi prestanka vođenja evidencije o nezaposlenim licima	Ukupno ---- Total	Dužina čekanja na zaposlenje		
			Do 6 mjeseci ---- up to 6 months	6 - 12 mjeseci ---- 6 - 12 months	1 - 3 godine ---- 1 - 3 years
	UKUPNO	2235	813	424	589
1.	Zasnivanje radnog odnosa sa punim radnim vremenom na određeno vrijeme	420	189	77	110
2.	Zasnivanje radnog odnosa sa punim radnim vremenom na neodređeno vrijeme	104	43	18	31
3.	Kada nezaposleno lice navršši 65 godina života	3	1		1
4.	Ostvarenje prava na starosnu ili invalidsku penziju	59	7	6	20
5.	Osnivanje preduzeća ili radnje, ili bavljenje poljoprivredom	11	5	4	1
6.	Odlazak na rad u inostranstvo, a nije podnešan zahtjev za posredovanjem u Crnoj Gori	5	2	1	1
7.	Neopravdano nejavljivanje, ili neodazivanje na poziv organizacije za zapošljavanje	699	273	156	174
8.	Samoinicijativno odjavljivanje sa evidencije organizacije za zapošljavanje	8	3		3
9.	Smrt nezaposlenog lica	7	2		2
10.	Sezonski rad	14	4	1	2
11.	Promjena mjesta prijavljivanja	10	5		5
12.	Korišćenje kredita za samozapošljavanje	34	8	10	11
13.	Odbijanje uključenja u programe aktivne politike zapošljavanja (APZ)	9	6	1	1
14.	Zaposlenje u svojstvu pripravnika	79	51	15	10
15.	Drugi slučajevi predviđenim zakonom ili drugim opštim aktom	747	210	131	209
16.	U drugim slučajevima predviđenim zakonom kada status postaje privremeno pasivan	26	4	4	8

G 12

STRUKTURA PRESTANKA VOĐENJA EVIDENCIJE NEZAPOSLENIH LICA PREMA DUŽINI ČEKANJA NA ZAPOSLENJE U DECEMBRU 2006. GODINE

STRUCTURE OF TERMINATION OF KEEPING EVIDENCE ON UNEMPLOYED PERSONS BY DURATION OF UNEMPLOYMENT IN DECEMBER 2006

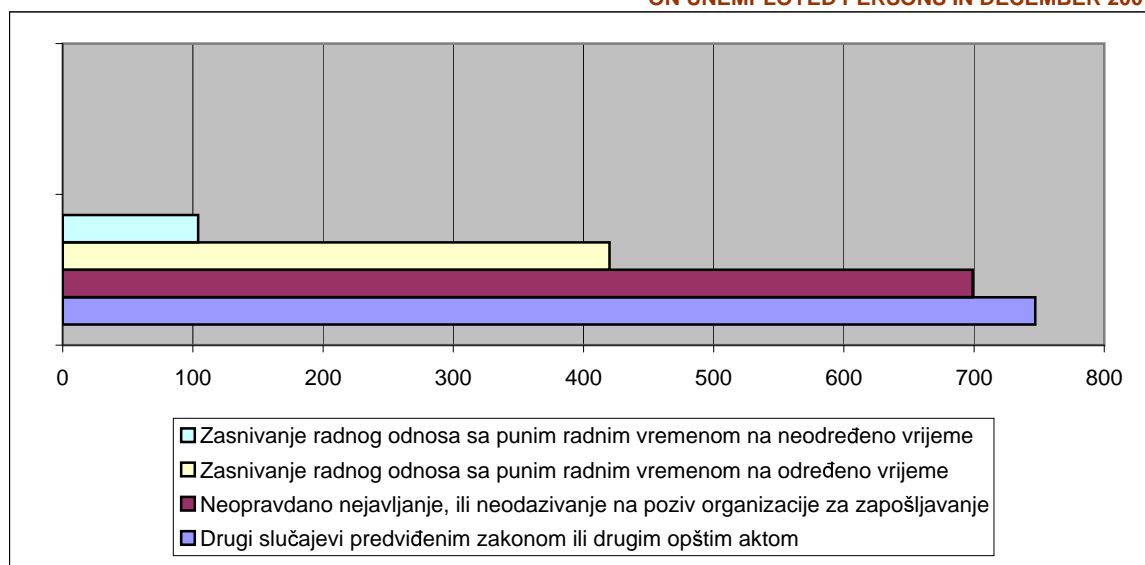


Duration of unemployment			Reasons for termination of keeping evidence on unemployed persons
3 - 5 godina ---- 3 - 5 years	5 - 8 godina ---- 5 - 8 years	Preko 8 godina ---- Over 8 years	
192	71	146	TOTAL
23	9	12	Signing full-time fixed term employment contract
11		1	Signing full-time indefinite term employment contract
1			When unemployed person turns 65 years of age
17	3	6	Meeting criteria for age or disability pension
		1	Establishing enterprise or shop, or beginning to deal with agriculture
		1	Setting off to work abroad, without prior filing a request for brokerage in Montenegro
49	15	32	Unjustifiable failure to report or answer the call of employment organization
1	1		Cancellation of registration within employment organization upon own initiative
2		1	Death of unemployed person
3	2	2	Seasonal work
			Change of the place of registration
2		3	Using self-employment loan
	1		Refusal of inclusion in active employment policy programs (AEPP)
2		1	Persons employed as trainees
78	36	83	Other cases defined by law or other general act
3	4	3	in other cases defined by law when status becomes temporarily passive

RAZLOZI PRESTANKA VOĐENJA EVIDENCIJE NEZAPOSLENIH LICA SA NAJVEĆOM UČESTALOŠĆU
U DECEMBRU 2007. GODINE

G 13

MOST FREQUENT REASONS FOR TERMINATION OF KEEPING EVIDENCE
ON UNEMPLOYED PERSONS IN DECEMBER 2007



T 9

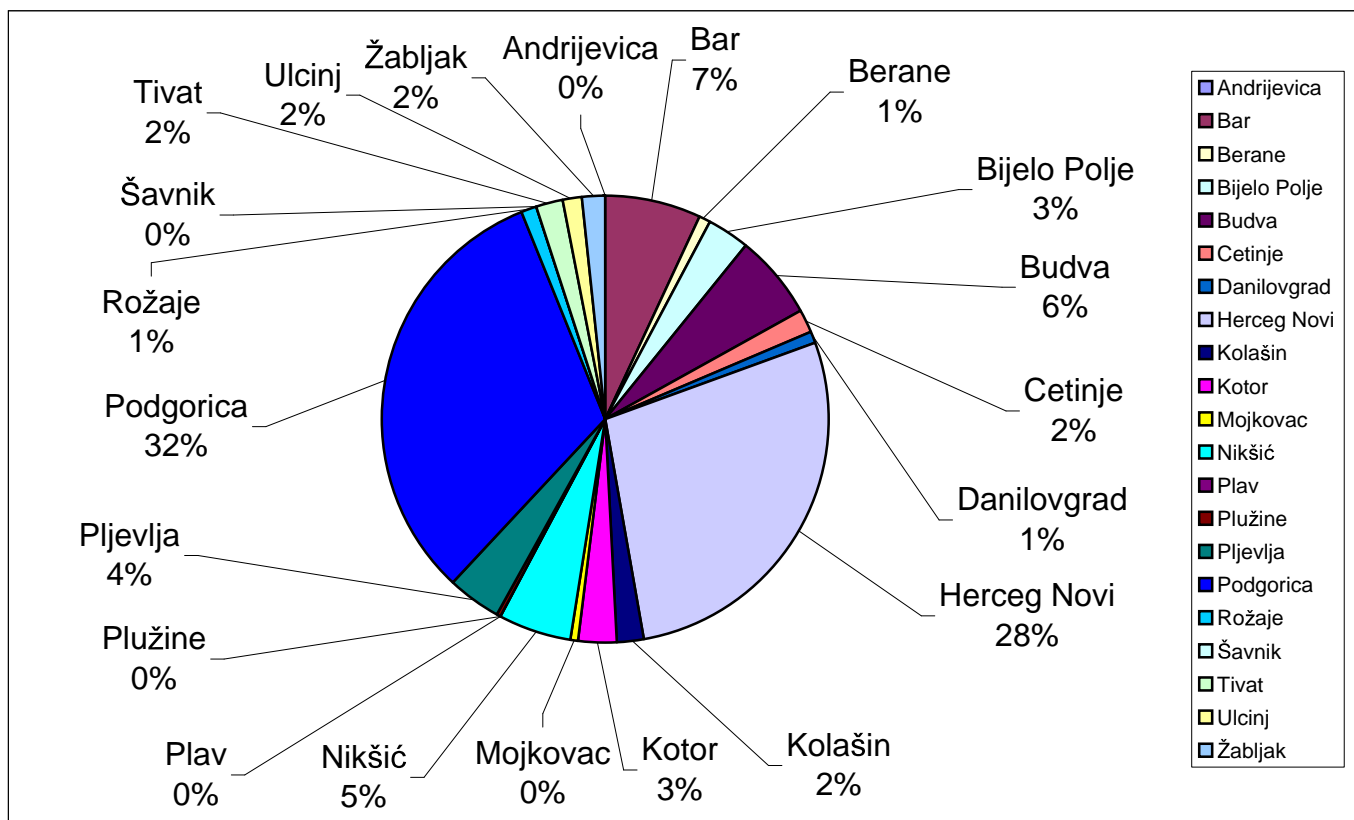
PREGLED SLOBODNIH RADNIH MJESTA PREMA OPŠTINAMA, STRUČNOJ SPREMI I POLU U MJESECU DECEMBRU 2007. GODINE

VACANCIES BY MUNICIPALITIES, EDUCATIONAL BACKGROUND AND GENDER IN DECEMBER 2007

Redni broj --- Row number	Opština --- Municipality	Ukupno za period od 01.01.2007.-31.12.2007. Total for period 01/01/07-31/12/07	Ukupno (12/2007) Total	Pripravnici (12/2007) Trainees	Stepen stručne spreme			
					I		III	
					Ukupno Total	Ukupno Total	Ukupno Total	Pripravnici Trainees
1.	Andrijevića	70	5	0				
2.	Bar	4803	359	17	75	31	121	
3.	Berane	1225	42	4	17		6	
4.	Bijelo Polje	2281	170	25	52	1	42	
5.	Budva	8140	321	6	67	22	100	
6.	Cetinje	1104	84	8	15	1	26	
7.	Danilovgrad	823	50	3	13		19	
8.	Herceg Novi	7877	1470	11	1247	35	79	
9.	Kolašin	769	97	0	21	2	38	
10.	Kotor	2631	158	5	18	6	45	
11.	Mojkovac	390	20	2			10	
12.	Nikšić	4887	285	19	46	19	67	
13.	Plav	210	0	0				
14.	Plužine	113	13	0			12	
15.	Pljevlja	2304	210	4	32	2	116	
16.	Podgorica	21141	1696	132	206	49	260	1
17.	Rožaje	799	47	2	4		28	
18.	Šavnik	12	8	0	2		6	
19.	Tivat	1802	95	2	13	14	22	
20.	Ulcinj	2143	82	0	48		17	
21.	Žabljak	374	87	1	26	9	14	
	Ukupno --- Total	63898	5299	241	1902	191	1028	1

G 14

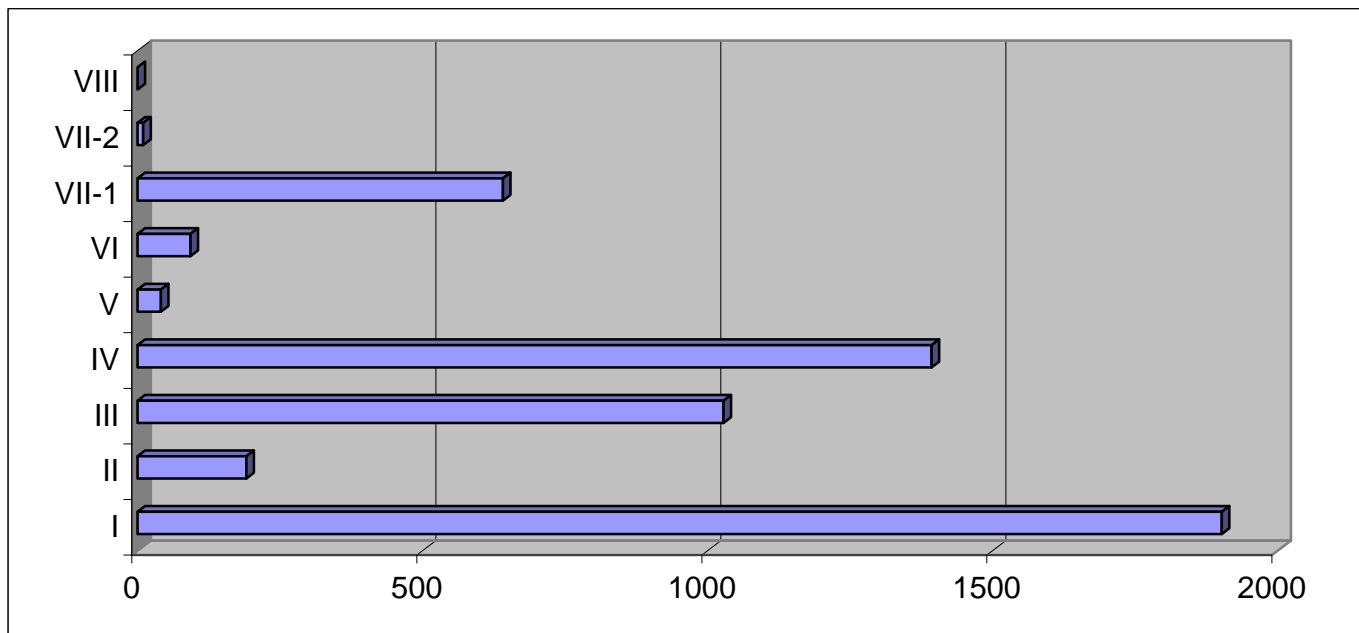
STRUKTURA SLOBODNIH RADNIH MJESTA PREMA OPŠTINAMA U MJESECU DECEMBRU 2007. GODINE STRUCTURE OF VACANCIES BY MUNICIPALITIES IN DECEMBER 2007



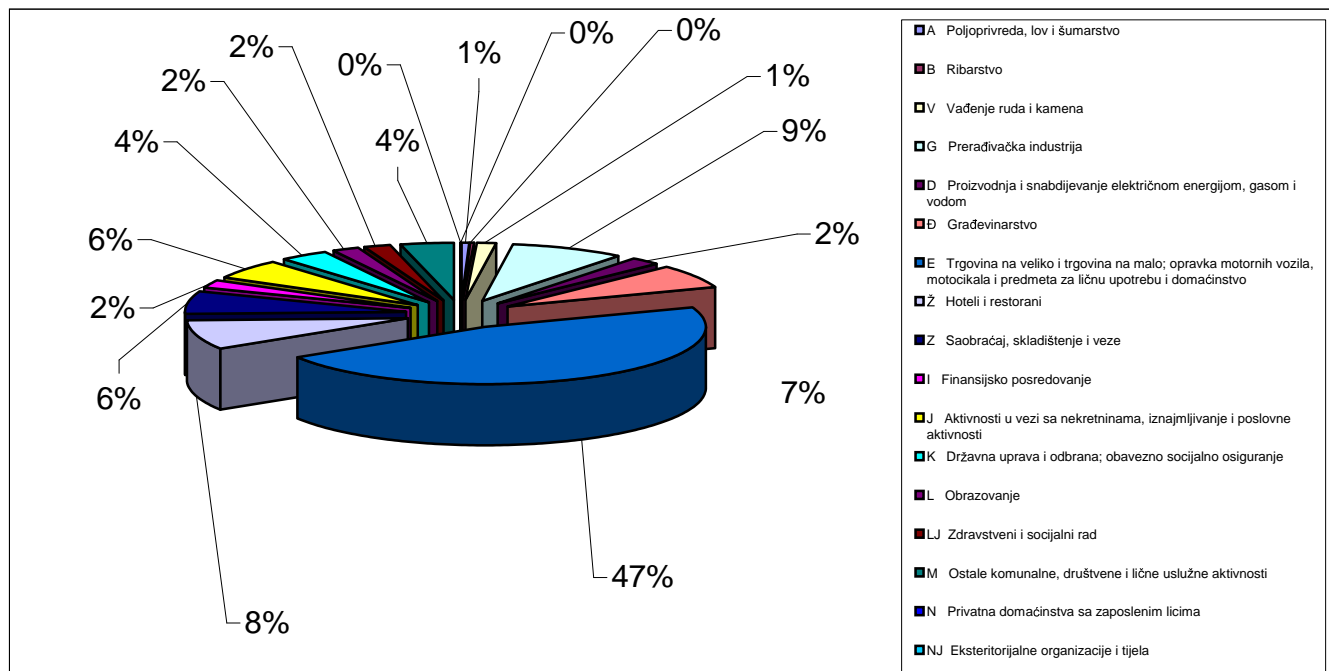
Educational level											
IV		V		VI		VII-1		VII-2		VIII	
Ukupno Total	Pripravnici Trainees	Ukupno Total	Pripravnici Trainees	Ukupno Total	Pripravnici Trainees	Ukupno Total	Pripravnici Trainees	Ukupno Total	Pripravnici Trainees	Ukupno Total	Pripravnici Trainees
3				1		1					
77	1	10		10	5	33	11	2			
9				2	2	8	2				
31	12			16	2	28	11				
100		14		5	2	13	4				
16	2			4	1	22	5				
9						9	3				
81		4		5	2	19	9				
29				2		5					
64	1	1		3		21	4				
4	1			2		4	1				
105	3			6	2	41	14	1			
1											
37	2	1		3		19	2				
731	8	11		31	4	401	119	7			
13				1	1	1	1				
38	1			1		7	1				
10				1		6					
35						3	1				
1393	31	41	0	93	21	641	188	10	0	0	0

STRUKTURA SLOBODNIH RADNIH MJESTA PREMA STEPENU STRUČNE SPREME
 U MJESECU DECEMBRU 2007. GODINE
 STRUCTURE OF VACANCIES BY EDUCATIONAL BACKGROUND IN DECEMBER 2007

G 15



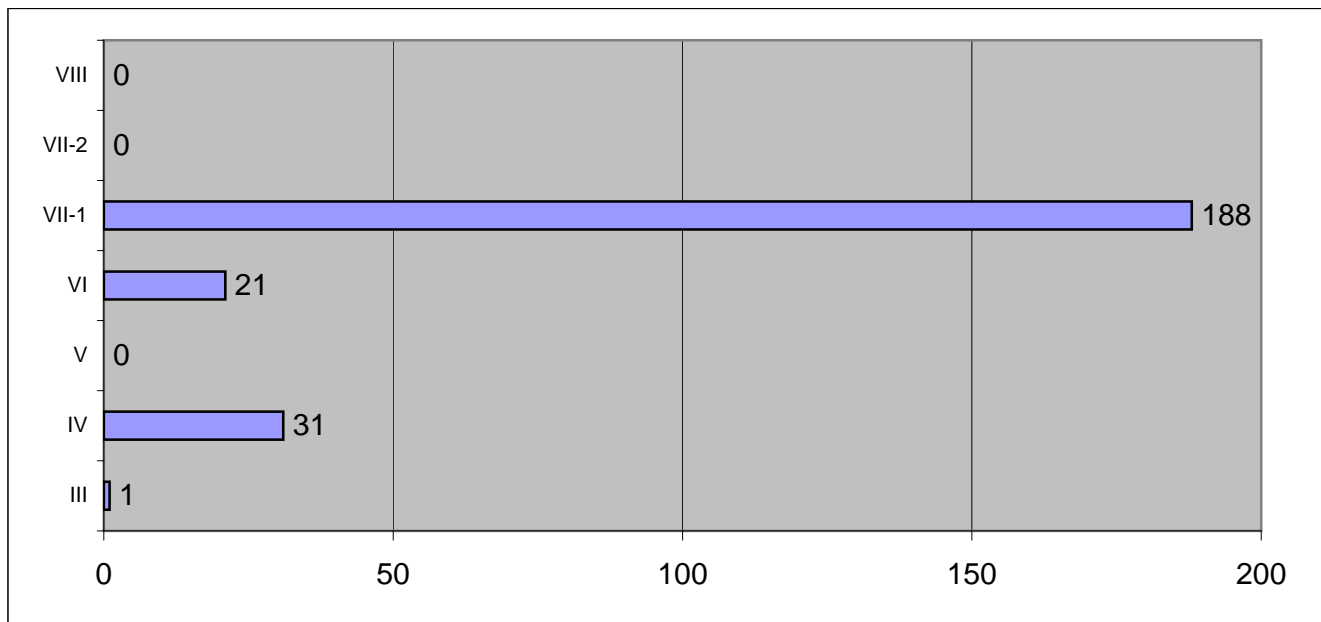
Djelatnost	UKUPNO TOTAL	Pripravnici Trainees	Stepen stručne spreme			
			I	II	III	
			Ukupno Total	Ukupno Total	Ukupno Total	Pripravnici Trainees
A Poljoprivreda, lov i šumarstvo	31	1	15		9	
B Ribarstvo	10	0			4	
V Vađenje ruda i kamena	70	9	32	3	17	
G Prerađivačka industrija	453	18	84	18	190	
D Proizvodnja i snabdijevanje električnom energijom, gasom i vodom	116	2	23	1	45	
Đ Građevinarstvo	346	9	67	60	123	
E Trgovina na veliko i trgovina na malo; opravka motornih vozila, motocikala i predmeta za ličnu upotrebu i domaćinstvo	2478	26	1455	40	334	1
Ž Hoteli i restorani	434	12	104	36	130	
Z Saobraćaj, skladištenje i veze	338	22	17	16	88	
I Finansijsko posredovanje	127	21				
J Aktivnosti u vezi sa nekretninama, iznajmljivanje i poslovne aktivnosti	292	32	37	11	25	
K Državna uprava i odbrana; obavezno socijalno osiguranje	198	50	2		3	
L Obrazovanje	96	4	11		2	
LJ Zdravstveni i socijalni rad	107	25	14	2	4	
M Ostale komunalne, društvene i lične uslužne aktivnosti	202	10	41	4	53	
N Privatna domaćinstva sa zaposlenim licima	1	0			1	
NJ Eksteritorijalne organizacije i tijela	0	0				
UKUPNO	5299	241	1902	191	1028	1



Educational level												Sector of economic activity
IV		V		VI		VII-1		VII-2		VIII		
Ukupno Total	Pripravnici Trainees	Ukupno Total	Pripravnici Trainees	Ukupno Total	Pripravnici Trainees	Ukupno Total	Pripravnici Trainees	Ukupno Total	Pripravnici Trainees	Ukupno Total	Pripravnici Trainees	
3				2	1	2						A. Agriculture, hunting and forestry
6												B. Fishing
4				2		12	9					C. Mine and stone extraction
101	3	4		5	1	51	14					D. Manufacturing industry
20		4		1		22	2					E. El.power, gas and water production and supply
56	2	4		6	2	30	5					F. Construction
576	5			15	6	58	14					G. Wholesale and retail trade; repair of motor vehicles, motorcycles and personal and household devices
129	1	16		1		18	11					H. Hotels and restaurants
176	7	5		9	4	27	11					I. Transportation, storage and communication
20	2			15	1	92	18					J. Finance brokerage
132	2	1		9	3	77	27					K. Real-estate, renting and business activities
46	1			1		146	49					L. Public administration and defense; mandatory social insurance
13		3		14		53	4					M. Education
40	8	1		10	3	27	14	9				N. Health care and social work
71		3		3		26	10	1				O. Other public utility, social and personal service activities
												P. Private households with employed persons
												Q. Extra-territorial organizations and bodies
1393	31	41	0	93	21	641	188	10	0	0	0	Total

STRUKTURA OGLAŠENIH SLOBODNIH RADNIH MJESTA ZA PRIPRAVNIKE PREMA STEPENU STRUČNE SPREME U MJESECU DECEMBRU 2007. GODINE **G 17**

STRUCTURE OF ANNOUNCED VACANCIES FOR TRAINEES BY EDUCATIONAL BACKGROUND IN DECEMBER 2007



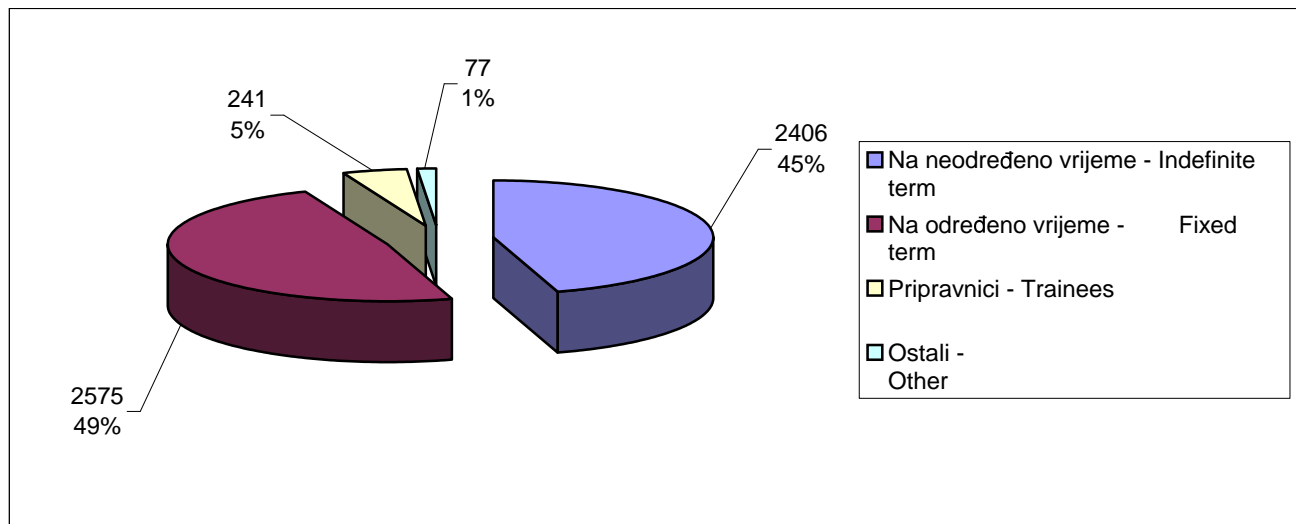
T 11

PREGLED OGLAŠENIH SLOBODNIH RADNIH MJESTA PREMA VRSTI RADNOG MJESTA, VRSTI RADNOG ODNOSA I STEPENU STRUČNE SPREME U DECEMBRU 2007. GODINE ANNOUNCED VACANCIES BY JOB TYPE, EMPLOYMENT CONTRACT TYPE AND EDUCATIONAL BACKGROUND IN DECEMBER 2007

Stepen stručne spreme Educational level	Ukupno Total	Vrsta radnog mjesta Type of job		Vrsta radnog odnosa employment			
		Novootvorena - Newly created	Upraznjena - Vacancy	Na neodređeno vrijeme - Indefinite term	Na određeno vrijeme - Fixed term	Pripravnici - Trainees	Ostali - Other
I	1902	1589	313	1363	507		32
II	191	92	99	42	144		5
III	1028	450	578	297	720	1	10
IV	1393	727	666	434	901	31	27
V	41	21	20	6	35		
VI	93	49	44	27	45	21	
VII-1	641	346	295	229	223	188	1
VII-2	10	5	5	8			2
VIII	0						
UKUPNO - TOTAL	5299	3279	2020	2406	2575	241	77

G 18

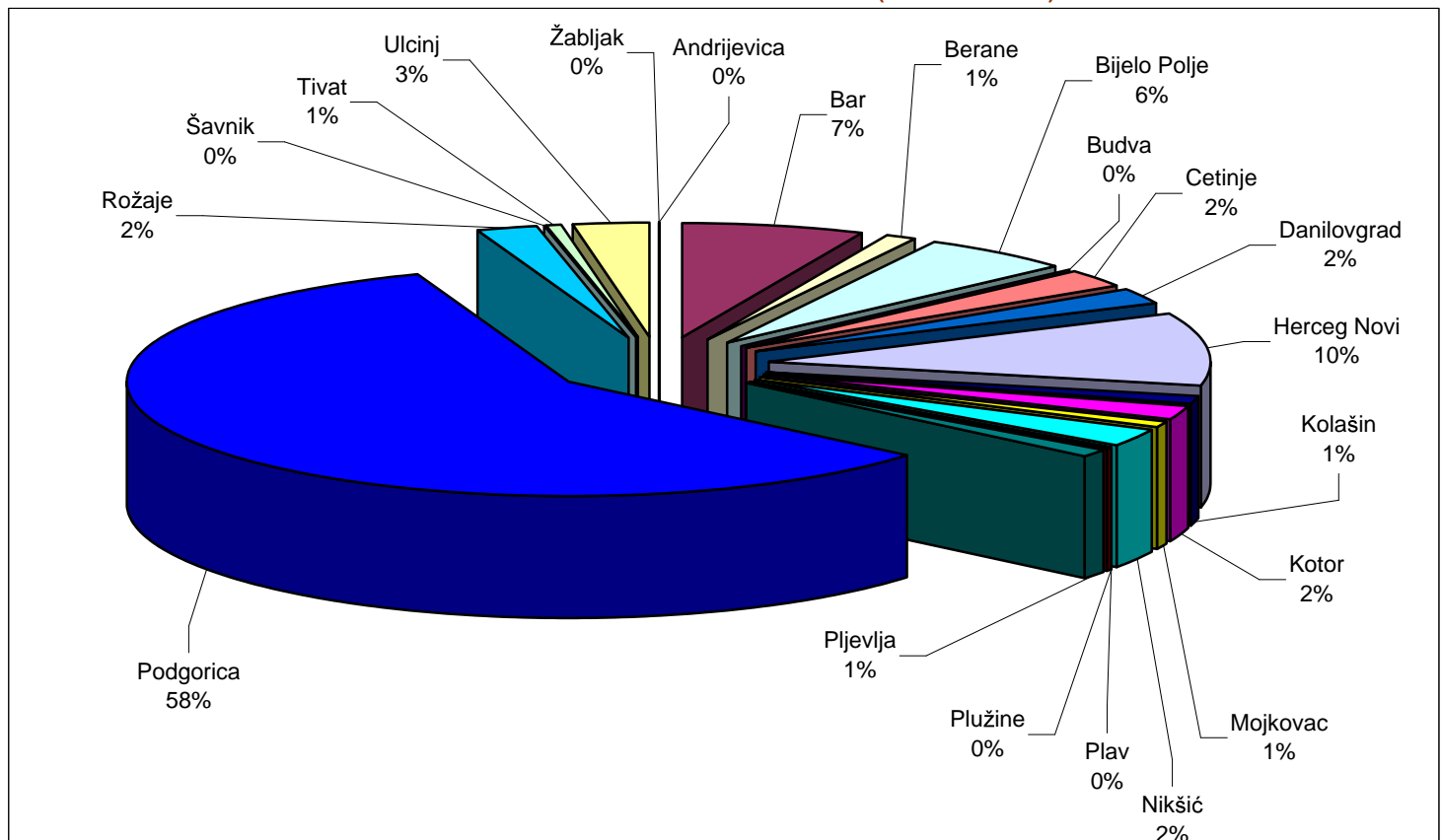
STRUKTURA OGLAŠENIH SLOBODNIH RADNIH MJESTA PREMA VRSTI RADNOG ODNOSA U MJESECU DECEMBRU 2007. GODINE STRUCTURE OF ANNOUNCED VACANCIES BY EMPLOYMENT CONTRACT TYPE IN DECEMBER 2007



Mjesečni statistički bilten

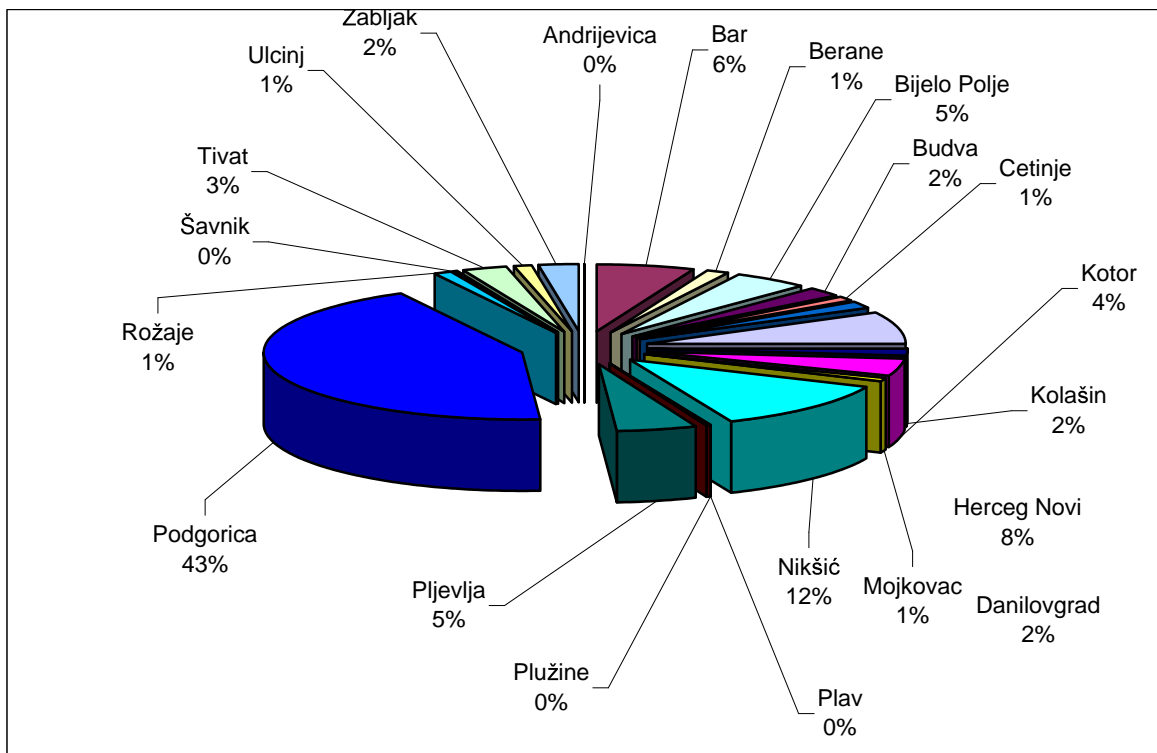
Decembar 2007. godine

Redni broj --- Row number	Opština --- Municipality	Ukupan broj novozaposlenih lica (podaci Fonda PIO) Total number of newly employed (fund PIO data)	Broj lica zaposlenih posredstvom ZZZCG Number of employed through EAM brokerage	Pripravnici Trainees	Stepen stručne spreme			
					I	II	III	
					Ukupno Total	Ukupno Total	Ukupno Total	Pripravnici Trainees
1.	Andrijevica	1	2	0	0	0	1	
2.	Bar	151	136	1	30	9	36	
3.	Berane	25	29	1	5		5	
4.	Bijelo Polje	132	109	20	14	2	40	
5.	Budva	0	49	1	15	1	9	
6.	Cetinje	55	27	0	7	1	6	
7.	Danilovgrad	54	41	6	11	1	15	
8.	Herceg Novi	231	171	7	20	14	60	
9.	Kolašin	27	42	0	7	1	18	
10.	Kotor	48	95	2	4		25	
11.	Mojkovac	16	15	1			5	
12.	Nikšić	56	271	6	29	7	94	
13.	Plav	3	0	0				
14.	Plužine	4	10	2			4	
15.	Prijevlja	27	113	3	14	6	39	
16.	Podgorica	1341	977	52	112	12	212	
17.	Rožaje	50	27	2	6		10	
18.	Šavnik	0	6	0	1		2	
19.	Tivat	17	65	3	3	6	17	
20.	Ulcinj	61	26	0	10	1	5	
21.	Žabljak	0	55	1	5	12	10	
	Ukupno --- Total	2299	2266	108	293	73	613	0



Educational level											
IV		V		VI		VII-1		VII-2		VIII	
Ukupno Total	Pripravnici Trainees	Ukupno Total	Pripravnici Trainees	Ukupno Total	Pripravnici Trainees	Ukupno Total	Pripravnici Trainees	Ukupno Total	Pripravnici Trainees	Ukupno Total	Pripravnici Trainees
						1					
52	1			4		4		1			
17	1			2							
24	2			18	13	11	5				
15				1	1	8					
7						6					
10	4	1		2	1	1	1				
49		1		8	1	19	6				
15				1							
38	2	3		10		12		3			
5				4		1	1				
104	1	2		11	2	22	3	2			
2						4	2				
41	2			3		10	1				
417	6	4		56	4	161	40	3	2		
				4	1	7	1				
3											
25				4		10	3				
9						1					
24				2		2	1				
857	19	11	0	130	23	280	64	9	2	0	0

BROJ ZAPOSLENIH LICA POSREDSTVOM ZAVODA ZA ZAPOSŁJAVANJE U MJESECU DECEMBRU 2007. GODINE **G 20**
 NUMBER OF EMPLOYED THROUGH EAM BROKERAGE IN DECEMBER 2007



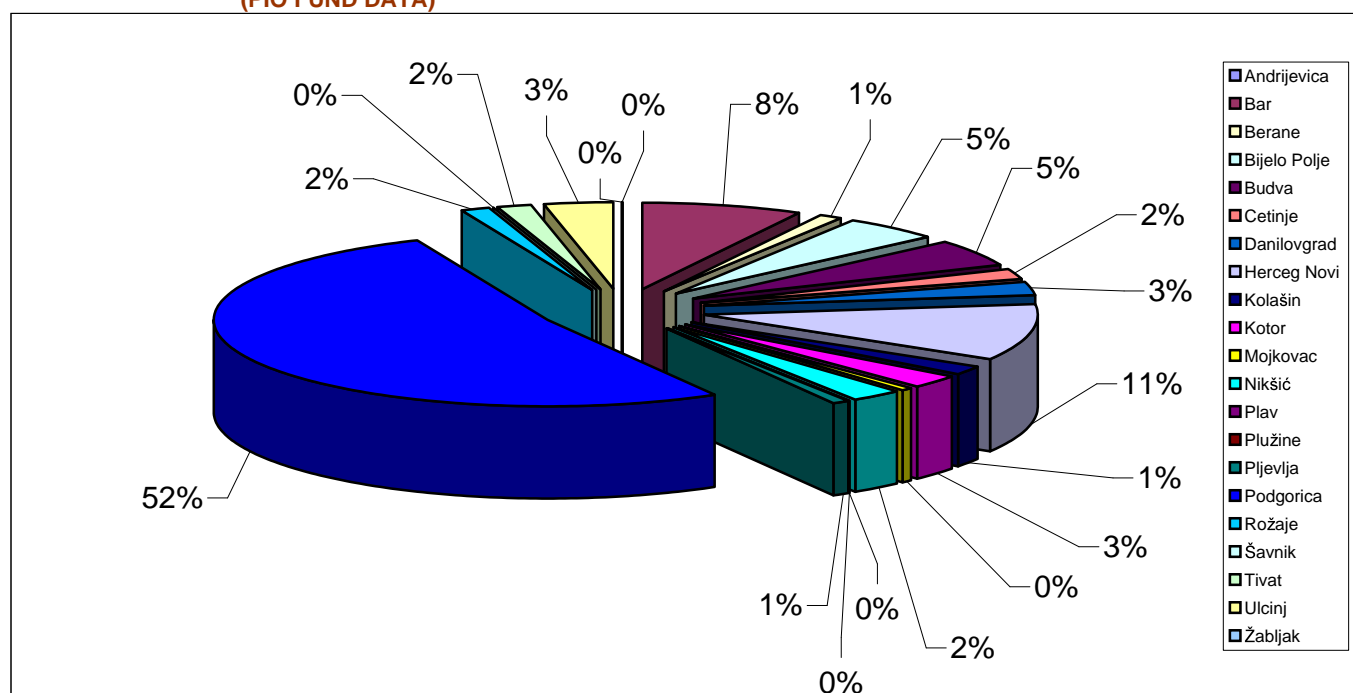
T 12-1

PREGLED ZASNIVANJA RADNOG ODNOSA PREMA OPŠTINAMA, STRUČNOJ SPREMI I POLU U PERIODU JANUAR - DECEMBAR 2007. GODINE EMPLOYED BY MUNICIPALITIES, EDUCATIONAL BACKGROUND AND GENDER IN THE PERIOD JANUARY - DECEMBER 2007

Redni broj ---- Row number	Opština ---- Municipality	Ukupan broj novozaposlenih lica (podaci Fonda PIO) Total number of newly employed (PIO fund data)	Broj lica zaposlenih posredstvom ZZZCG Number of employed through EAM brokerage	Pripravnici Trainees	Stepen stručne spreme			
					I	II	III	
					Ukupno Total	Ukupno Total	Ukupno Total	Pripravnici Trainees
1.	Andrijevica	24	40	1	4	0	12	0
2.	Bar	2877	1986	43	535	81	511	1
3.	Berane	506	614	36	92	2	127	1
4.	Bijelo Polje	1711	1412	100	226	29	507	7
5.	Budva	1873	2822	26	798	319	698	0
6.	Cetinje	737	395	40	60	10	70	0
7.	Danilovgrad	1007	507	33	137	9	147	0
8.	Herceg Novi	3988	3328	63	467	514	1121	3
9.	Kolašin	554	361	5	58	15	128	0
10.	Kotor	975	1663	53	194	107	508	1
11.	Mojkovac	188	267	16	24	6	111	3
12.	Nikšić	933	3214	114	327	63	1088	5
13.	Plav	77	67	16	2	0	7	0
14.	Plužine	13	60	2	6	1	33	0
15.	Pjeverlja	238	1430	52	212	32	495	2
16.	Podgorica	19621	11145	884	1493	225	2653	15
17.	Rožaje	579	250	28	54	1	76	0
18.	Šavnik	5	6	0	1	0	2	0
19.	Tivat	610	1129	28	162	74	413	0
20.	Ulcinj	1256	1001	28	338	28	307	2
21.	Žabljak	0	200	4	16	16	60	0
Ukupno ---- Total		37772	31897	1572	5206	1532	9074	40

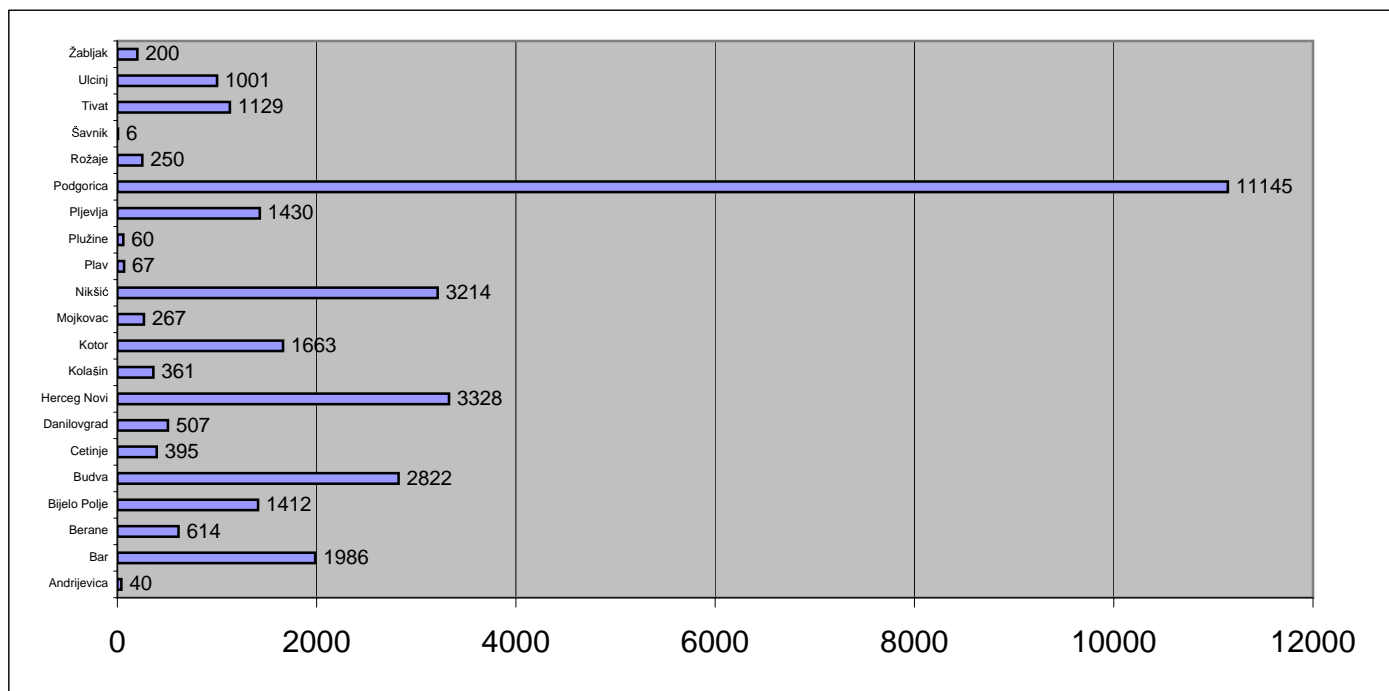
G 20-1

STRUKTURA ZASNIVANJA RADNOG ODNOSA PREMA OPŠTINAMA U PERIODU JANUAR - DECEMBAR 2007. GODINE (PODACI FONDA PIO) STRUCTURE OF EMPLOYED BY MUNICIPALITIES IN THE PERIOD JANUARY-DECEMBER 2007 (PIO FUND DATA)

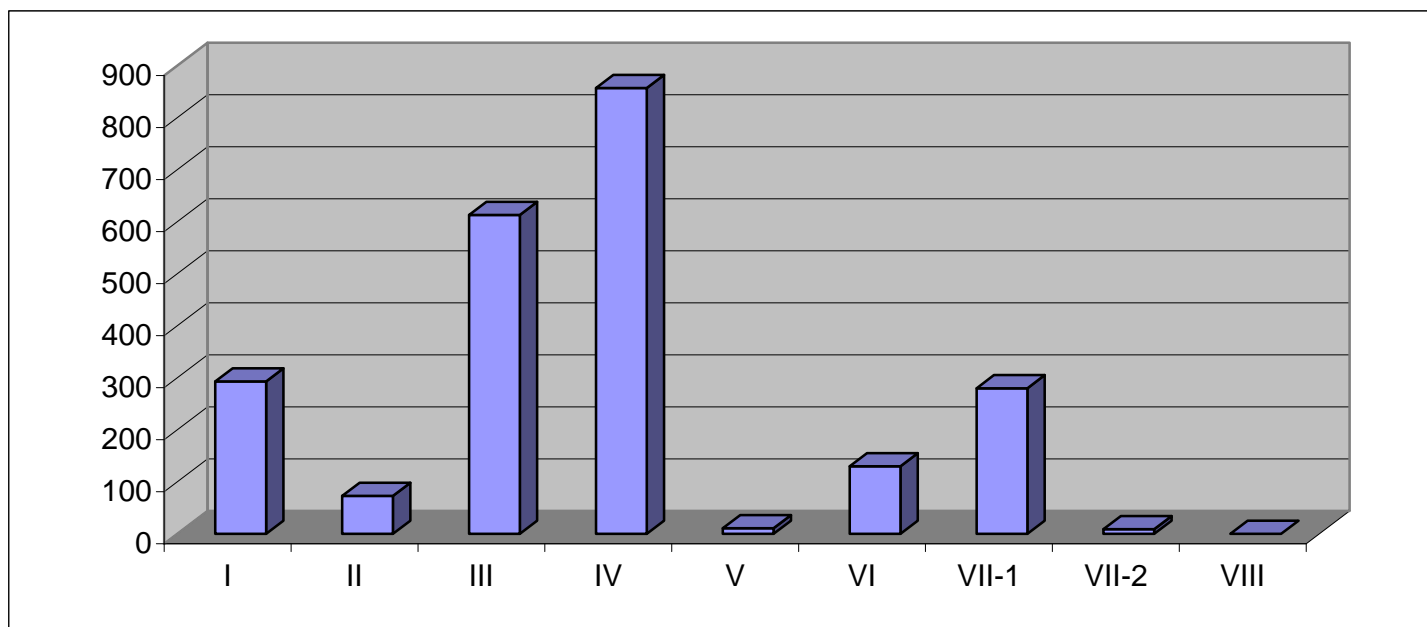


Educational level											
IV		V		VI		VII-1		VII-2		VIII	
Ukupno Total	Pripravnici Trainees	Ukupno Total	Pripravnici Trainees	Ukupno Total	Pripravnici Trainees	Ukupno Total	Pripravnici Trainees	Ukupno Total	Pripravnici Trainees	Ukupno Total	Pripravnici Trainees
8	1	0	0	6	0	10	0	0	0	0	0
632	9	9	0	101	10	115	23	2	0	0	0
236	14	1	0	58	6	90	15	8	0	0	0
412	29	9	0	102	26	127	38	0	0	0	0
830	4	21	0	57	3	97	18	2	1	0	0
182	15	2	0	12	4	58	21	1	0	0	0
158	24	1	0	17	2	38	7	0	0	0	0
833	6	15	0	180	20	195	34	3	0	0	0
112	3	0	0	14	1	34	1	0	0	0	0
550	15	13	0	92	1	191	36	8	0	0	0
75	6	2	0	20	0	29	7	0	0	0	0
1379	53	12	1	116	11	225	44	4	0	0	0
22	6	0	0	7	2	29	8	0	0	0	0
12	0	0	0	1	0	7	2	0	0	0	0
498	27	11	0	57	4	123	18	2	1	0	0
4536	214	56	1	441	57	1717	592	20	5	4	0
60	10	1	0	22	4	36	14	0	0	0	0
3	0	0	0	0	0	0	0	0	0	0	0
314	3	6	0	61	7	97	18	2	0	0	0
219	4	3	0	36	4	70	18	0	0	0	0
86	0	0	0	7	1	15	3	0	0	0	0
11157	443	162	2	1407	163	3303	917	52	7	4	0

BROJ ZAPOSLENIH LICA POSREDSTVOM ZAVODA ZA ZAPOSŁJAVANJE
 U PERIODU JANUAR - DECEMBER 2007. GODINE **G 20-2**
 NUMBER OF PERSONS EMPLOYED THROUGH EAM BROKERAGE
 IN THE PERIOD JANUARY - DECEMBER 2007

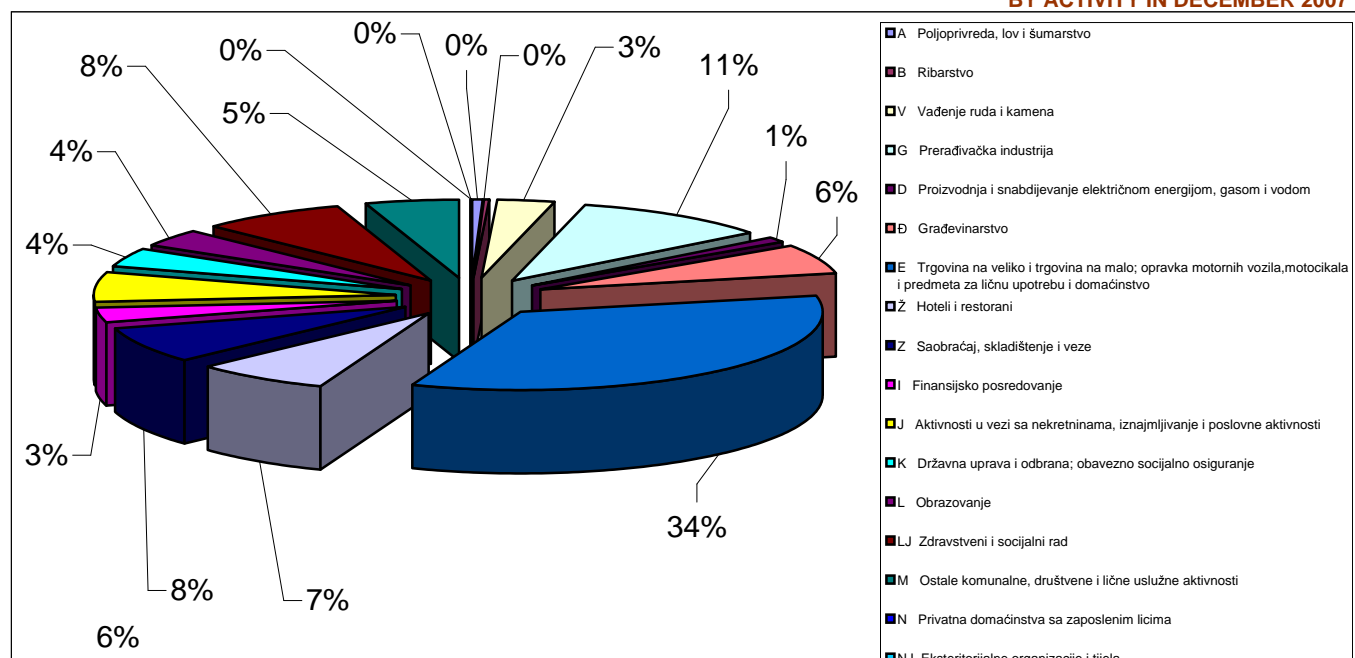


Djelatnost	UKUPNO TOTAL	Pripravnici Trainees	Stepen stručne spreme			
			I	II	III	
			Ukupno Total	Ukupno Total	Ukupno Total	Pripravnici Trainees
A Poljoprivreda, lov i šumarstvo	11	1	1		2	
B Ribarstvo	10	0			1	
V Vađenje ruda i kamena	68	11	16	3	18	
G Prerađivačka industrija	240	9	47	9	80	
D Proizvodnja i snabdijevanje električnom energijom, gasom i vodom	22	1	3	1	5	
Đ Građevinarstvo	137	5	19	3	52	
E Trgovina na veliko i trgovina na malo; opravka motornih vozila, motocikala i predmeta za ličnu upotrebu i domaćinstvo	777	7	100	26	257	
Ž Hoteli i restorani	164	5	29	13	54	
Z Saobraćaj, skladištenje i veze	172	3	17	10	47	
I Finansijsko posredovanje	64	8	2		1	
J Aktivnosti u vezi sa nekretninama, iznajmljivanje i poslovne aktivnosti	143	15	9	2	32	
K Državna uprava i odbrana; obavezno socijalno osiguranje	86	29	6		4	
L Obrazovanje	84	0	3		4	
LJ Zdravstveni i socijalni rad	172	10	24	2	30	
M Ostale komunalne, društvene i lične uslužne aktivnosti	116	4	17	4	26	
N Privatna domaćinstva sa zaposlenim licima	0	0				
NJ Eksteritorijalne organizacije i tijela	0	0				
UKUPNO	2266	108	293	73	613	0

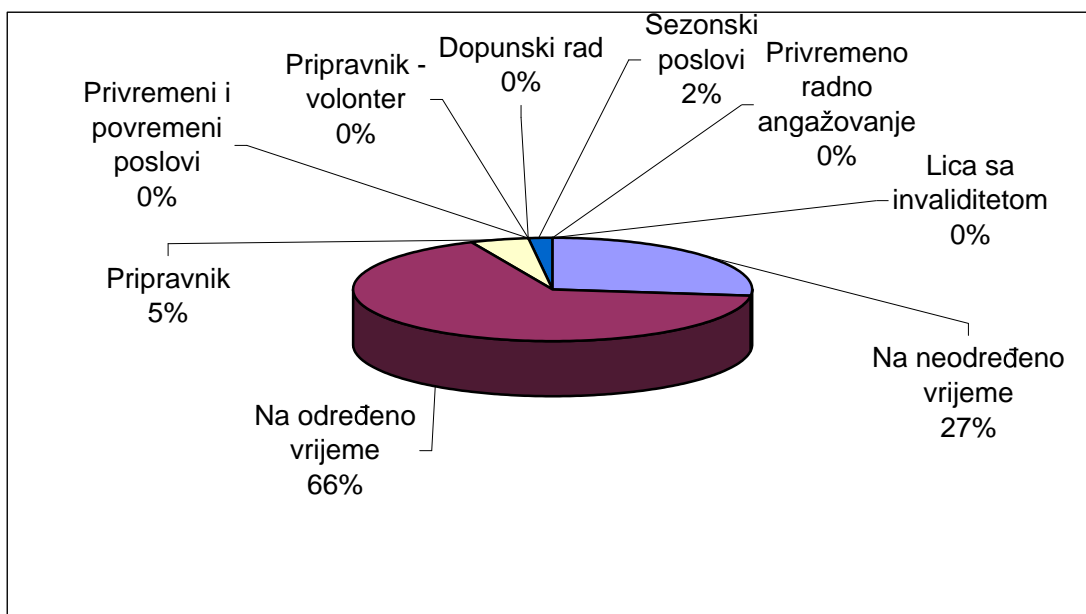


Educational level												Sector of economic activity
IV		V		VI		VII-1		VII-2		VIII		
Ukupno Total	Pripravnici Trainees	Ukupno Total	Pripravnici Trainees	Ukupno Total	Pripravnici Trainees	Ukupno Total	Pripravnici Trainees	Ukupno Total	Pripravnici Trainees	Ukupno Total	Pripravnici Trainees	
6				1	1	1						A. Agriculture, hunting and forestry
8				1								B. Fishing
10				10	9	11	2					C. Mine and stone extraction
72	1			10	2	21	5	1	1			D. Manufacturing industry
6		1		3		3	1					E. El.power, gas and water production and supply
37	2	1		4	1	21	2					F. Construction
339	1	2		18	3	35	3					G. Wholesale and retail trade; repair of motor vehicles, motorcycles and personal and household devices
58	1			1		8	4	1				H. Hotels and restaurants
68	1	1		14	1	15	1					I. Transportation, storage and communication
23	1			10	1	28	6					J. Finance brokerage
61	3	2		5		32	12					K. Real-estate, renting and business activities
17	7	1		10	5	47	17	1				L. Public administration and defense; mandatory social insurance
17				30		29		1				M. Education
81	2	2		9		20	7	4	1			N. Health care and social work
54		1		4		9	4	1				O. Other public utility, social and personal service activities
												P. Private households with employed persons
												Q. Extra-territorial organizations and bodies
857	19	11	0	130	23	280	64	9	2	0	0	Total

STRUKTURA ZASNIVANJA RADNOG ODNOSA POSREDSTVOM ZZZCG PO DJELATNOSTIMA U MJESECU DECEMBRU 2007. GODINE **G 22**
 STRUCTURE OF EMPLOYED THROUGH EAM BROKERAGE BY ACTIVITY IN DECEMBER 2007



Vrsta radnog odnosa - angažovanja	UKUPNO TOTAL	Način zapošljavanja Type of recruitment			Type of employment-recruitment
		Iz radnog odnosa Labour based	Sa evidencije nezaposlenih lica From the register of unemployed	Ostalo Other	
Na neodređeno vrijeme	608	15	455	138	Indefinite term
Na određeno vrijeme	1506	75	1217	214	Fixed term
Pripravnik	108	1	101	6	Trainee
Pripravnik - volonter	0				Trainee volunteer
Dopunski rad	1	1			Additional work
Privremeni i povremeni poslovi	1		1		Temporary and occasional jobs
Sezonski poslovi	41		23	18	Seasonal jobs
Privremeno radno angažovanje	1		1		Temporary work
Lica sa invaliditetom	0				Persons with disability
UKUPNO	2266	92	1798	376	TOTAL



THE MOST DEMANDED OCCUPATIONS BY REGISTERED NEEDS IN DECEMBER 2007

Šifra zanimanja Occupation code	Zanimanje Occupation	Broj traženih radnika Number of vacancies	Zanimanje Occupation
106401	Trgovinski manipulant	1227	Dealer in trade
409901	SŠS-IV	798	Secondary education - IV level
109900	Lica bez zanimanja i stručne spreme (I SSS - NK)	602	Persons without occupation or degree (I - unskilled)
309901	SSS-III	196	Secondary education - III level
306400	Prodavac (III SSS i KV)	142	Salesman (III and skilled)
719900	VSS	125	University education
716800	Diplomirani pravnik (VII/1 SSS)	101	Lawyer (VII/1)
305600	Vozač drumskog vozila (III SSS i KV)	92	Road vehicle driver (III and skilled)
305604	Vozač teretnjaka	86	Cargo truck driver
306513	Kelner	82	Waiter (III)
406700	Ekonomski tehničar (IV SSS)	69	Technician in business administration (IV)
406513	Konobar	67	Waiter (IV)
716700	Diplomirani ekonomista za opštu ekonomiju, bankarstvo i finansije (VII/1 SSS)	56	Economist for general economics, banking and finance (VII/1)
205200	Pomoćni građevinski radnik (II SSS i PK)	44	Auxiliary construction worker (II and semi-skilled)
716710	Diplomirani ekonomista	42	Economist
406427	Prodavac naftnih derivata i gasa	39	Salesman of oil products and gas
306515	Kuvar jednostavnih jela	37	Simple dishes cook
104502	Čistac prostorija	32	Premises sweeper
715200	Diplomirani inženjer građevinarstva (VII/1 SSS)	28	Engineer in civil engineering (VII/1)
616700	Ekonomista za finansije, računovodstvo i bankarstvo (VI/1 SSS)	26	Economist for finance, accounting and banking (VI/1)
406400	Trgovacki tehničar (IV SSS)	25	Technician in trade (IV)
408201	Maturant gimnazije (IV SSS)	24	Graduate from comprehensive grammar school (IV)
306421	Prodavac u maloprodaji prehrambene robe	24	Salesman in retail trade of food
302431	Elektroinstalater	23	Electric devices installer
206522	Sobarica	22	Chambermaid
306703	Inkasant	21	Cash collector
305203	Tesar	21	Carpenter
106501	Ugostiteljsko - turistički manipulant	21	Dealer in catering and tourism
712400	Diplomirani inženjer elektrotehnike za energetiku (VII/1 SSS)	20	Engineer in el. engineering for energy (VII/1)
406515	Kuvar	20	Cook
301813	Bravar	20	Locksmith
206400	Rukovalac robom - pomoćni prodavac (II SSS i PK)	20	Goods operator - auxiliary salesman (II and semi-skilled)
717534	Profesor engleskog jezika	19	English language teacher
302200	Mehaničar, mašinista, mašinbravar (III SSS i KV)	19	Mechanic, machinist, mechanical locksmith (III and skilled)
711800	Diplomirani mašinski inženjer (VII/1 SSS)	18	Engineer in mechanical engineering (VII/1)
619900	VŠS	18	Post-secondary education
409200	Farmaceutski tehničar (IV SSS)	18	Technician in pharmaceuticals
408200	Maturant gimnazije jezičkog ili društvenog smjera (IV SSS)	18	Graduate from comprehensive grammar school in languages or social sciences (IV)
405604	Vozač teretnog motornog vozila	18	Cargo motor-vehicle driver
406523	Recepcionar	17	Receptionist
405200	Građevinski tehničar (IV SSS)	17	Technician in construction
306517	Točilac pića	17	Drinks pourer
302220	Automehaničar	17	Car body mechanic
406422	Prodavac parfimerije, bižuterije, nakita i dječjih igračaka	16	Salesman of cosmetics, jewellery and toys
305204	Zidar	16	Brick layer
305231	Rukovalac jednostavnim građevinskim mašinama	15	Operator of simple construction machines
206515	Pomoćni kuvar	15	Auxiliary cook
506517	Barmen	14	Bartender
406453	Komercijalni tehničar	14	Technician in sales
301000	Prerađivač i obrađivač drveta (III SSS i KV)	14	Wood manufacturer and processor (III and skilled)

OCCUPATIONS WITH THE HIGHEST UNEMPLOYMENT FREQUENCY IN DECEMBER 2007

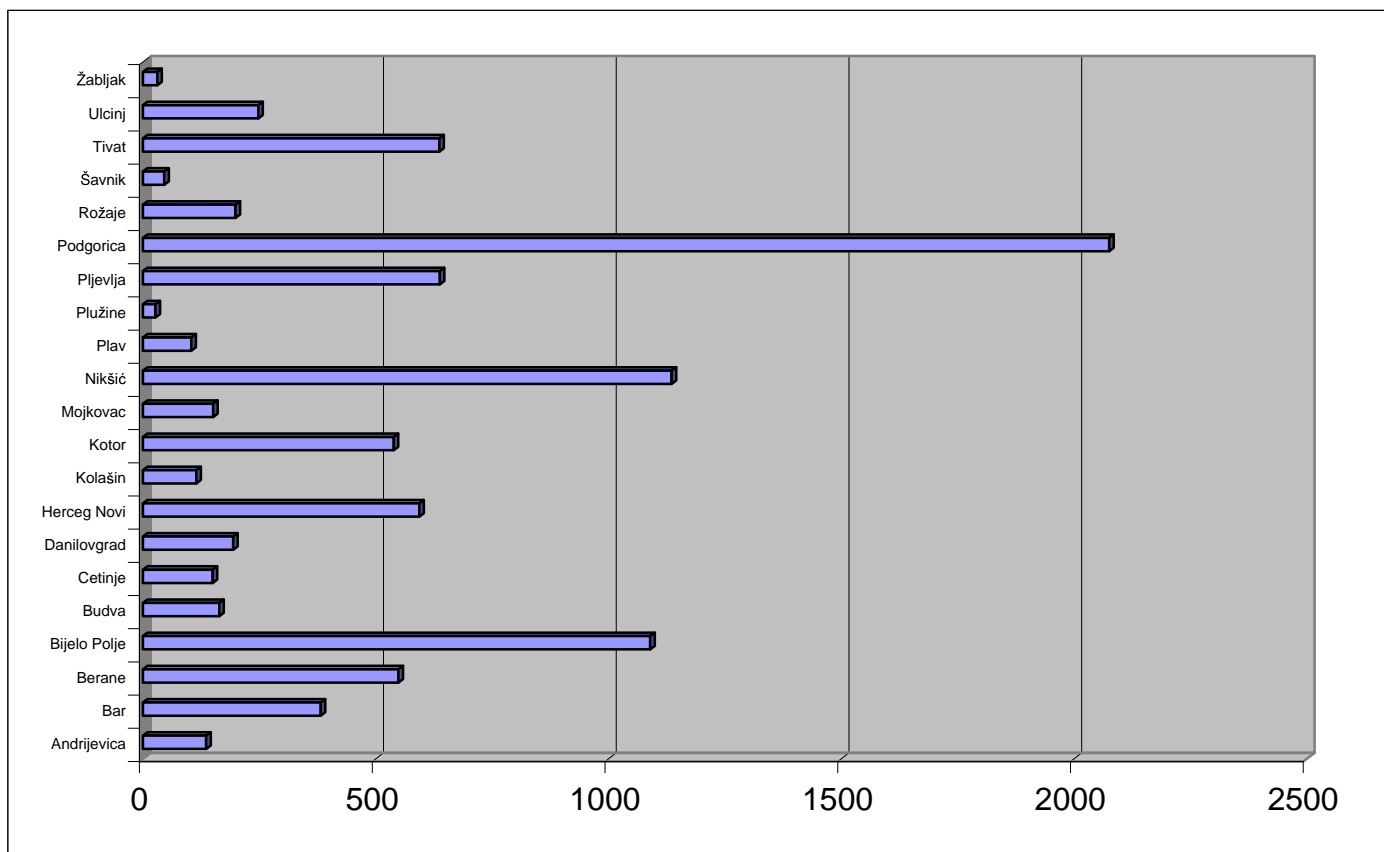
Šifra zanimanja - Occupation code	Zanimanje	Broj radnika Number of workers	Occupation
109900	Lica bez zanimanja i stručne spreme (I SSS - NK)	6301	Persons without occupation or degree (I - unskilled)
306400	Prodavac (III SSS i KV)	1276	Salesman (III and skilled)
408201	Maturant gimnazije (IV SSS)	1004	Graduate from comprehensive grammar school (IV)
406700	Ekonomski tehničar (IV SSS)	1001	Technician in business administration (IV)
302220	Automehaničar	795	Car body mechanic
306513	Kelner	696	Waiter (III)
306411	Prodavac robe svakodnevne potrošnje	578	Salesman of goods for everyday consumption
306515	Kuvar jednostavnih jela	516	Simple dishes cook
402000	Mašinski tehničar - konstruktor (IV SSS)	499	Technician in mechanical engineering - constructor (IV)
301813	Bravar	454	Locksmith
301801	Metalostrugar	403	Metalsmith
302200	Mehaničar, mašinista, mašinbravar (III SSS i KV)	388	Mechanic, machinist, mechanical locksmith (III and semi-skilled)
402100	Mašinski tehničar - tehnolog (IV SSS)	347	Technician in mechanical engineering - technologist (IV)
716800	Diplomirani pravnik (VII/1 SSS)	306	Lawyer (VII/1)
305600	Vozač drumskog vozila (III SSS i KV)	290	Road vehicle driver (III and skilled)
406400	Trgovacki tehničar (IV SSS)	288	Technician in trade (IV)
406531	Turistički tehničar	286	Technician in tourism
302500	Elektromehaničar (III SSS i KV)	273	Electro-mechanic (III and skilled)
207111	Pomoćni daktilograf	264	Auxiliary type-writer
617501	Vaspitač predškolske djece	260	Pre-school children teacher
302564	Autoelektričar	248	Car electrician
616700	Ekonomista za finansije, računovodstvo i bankarstvo (VI/1 SSS)	247	Economist for finance, accounting and banking (VI/1)
309640	Frizer za žene	243	Hairdresser for women
406453	Komercijalni tehničar	237	Technician in sales
302431	Elektroinstalater	208	Electric devices installer
402400	Elektrotehničar energetike (IV SSS)	206	Electro-technician in energy (IV)
716700	Diplomirani ekonomista za opštu ekonomiju, bankarstvo i finansije (VII/1 SSS)	204	Economist for general economics, banking and finance (VII/1)
406500	Turistički i ugostiteljski tehničar (IV SSS)	176	Technician in tourism and catering (IV)
304023	Šivač konfekcije	166	Ready-wear sewer
307111	Daktilograf	162	Type-writer
402200	Mašinski tehničar - tehnolog održavanja mašina (IV SSS)	159	Technician in mechanical engineering - technologist for maintenance of machines (IV)
405600	Tehničar drumskog saobraćaja (IV SSS)	155	Technician in road transportation (IV)
405200	Građevinski tehničar (IV SSS)	148	Technician in construction (IV)
403121	Hemijski laborant	147	Chemical laboratory worker
716710	Diplomirani ekonomista	145	Economist
304000	Krojač i konfeksionar (III SSS i KV)	145	Tailor and ready-wear maker (III and skilled)
302201	Mašinski mehaničar	144	Machine mechanic
403101	Hemijski tehničar	142	Technician in chemicals industry
401000	Tehničar prerade i obrade drveta (IV SSS)	142	Technician in wood manufacturing and processing (IV)
402800	Elektrotehničar za računare (IV SSS)	141	Electro-technician for computers (IV)
406515	Kuvar	137	Cook
409002	Medicinska sestra	136	Nurse
402700	Elektrotehničar za telekomunikacije (IV SSS)	134	Electro-technician for telecommunications (IV)
408200	Maturant gimnazije jezičkog ili društvenog smjera (IV SSS)	133	Graduate from comprehensive grammar school in languages or social sciences (IV)
205602	Vozač lakih motornih vozila	133	Driver of light motor vehicles
402600	Elektrotehničar elektronike (IV SSS)	130	Electro-technician in electronics (IV)
204001	Pomoćnik konfeksionara	128	Assistant to ready-wear maker
406721	Knjigovođa	125	Book-keeper
400100	Poljoprivredni tehničar za proizvodnju bilja - ratarski tehničar (IV SSS)	124	Technician in agriculture for plant production - technician in farming (IV)
304221	Obućar	124	Shoemaker

Mjesečni statistički bilten

Decembar 2007. godine

NUMBER OF UNEMPLOYMENT BENEFITS PAID OFF AND AMOUNT OF PAID FUNDS BY
MUNICIPALITIES, EDUCATIONAL BACKGROUND AND GENDER IN DECEMBER 2007

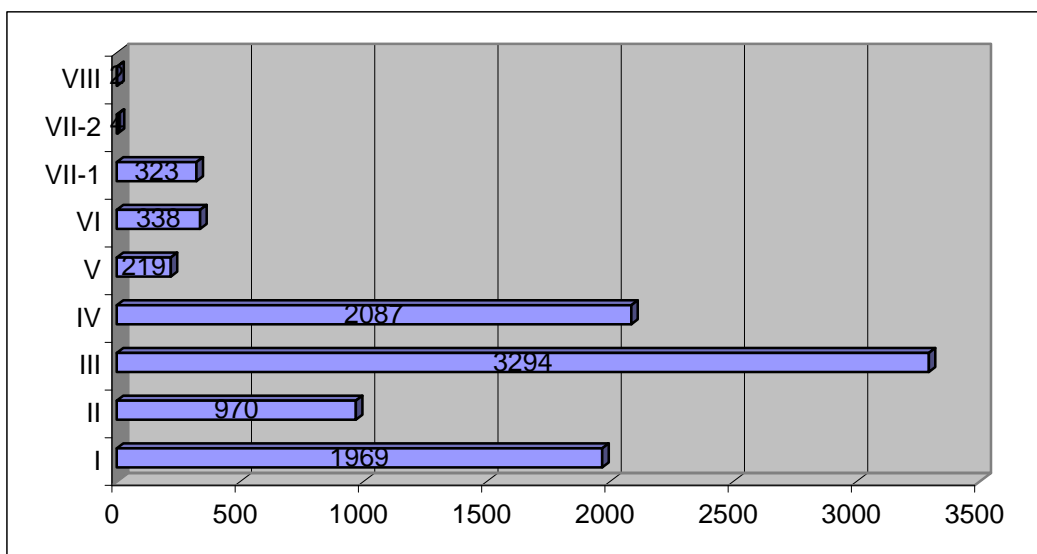
Redni broj --- Row number	Opština --- Municipality	Iznos sredstava Amount	Broj isplata Number of claimants	Žene Women	Stepen stručne spreme					
					I		II		III	
					Ukupno --- Total	Žene --- Women	Ukupno --- Total	Žene --- Women	Ukupno --- Total	Žene --- Women
1.	Andrijevica	5811,77	136	48	35	14			70	22
2.	Bar	20950,35	382	212	90	38	57	25	85	60
3.	Berane	24628,19	549	144	236	39			230	71
4.	Bijelo Polje	34864,60	1090	450	359	156	88	50	413	139
5.	Budva	8001,23	164	67	21	10	30	8	63	29
6.	Cetinje	5016,00	150	77	38	21	7	6	61	29
7.	Danilovgrad	6459,00	194	41	45	3	7	2	75	12
8.	Herceg Novi	18888,28	594	271	20	4	67	41	226	53
9.	Kolašin	3859,50	115	27	37	3	4	3	43	13
10.	Kotor	17575,54	539	183	41	16	88	54	206	14
11.	Mojkovac	4895,80	151	43	46	7	9	2	52	16
12.	Nikšić	51722,23	1136	555	201	99	206	83	333	160
13.	Plav	4583,70	104	20	40	7			39	9
14.	Plužine	891,00	27	11	4		2		14	7
15.	Prijevlja	22932,71	638	231	146	14	115	31	183	56
16.	Podgorica	71234,40	2076	685	415	94	156	69	779	243
17.	Rožaje	8575,37	199	65	67	20			99	33
18.	Šavnik	1572,00	46	14	17	6	4		13	3
19.	Tivat	20489,78	637	191	49	9	68	20	237	40
20.	Ulcinj	12145,73	248	100	60	20	55	17	60	13
21.	Žabljak	1180,20	31	14	2	1	7	2	13	7
	Ukupno --- Total	346277,38	9206	3449	1969	581	970	413	3294	1029



Educational level											
IV		V		VI		VII-1		VII-2		VIII	
Ukupno ---- Total	Žene ---- Women	Ukupno ---- Total	Žene ---- Women	Ukupno ---- Total	Žene ---- Women	Ukupno ---- Total	Žene ---- Women	Ukupno ---- Total	Žene ---- Women	Ukupno ---- Total	Žene ---- Women
22	7			6	3	3	2				
125	80	2	1	23	8						
58	19			16	8	9	7				
165	79	4	1	30	11	31	14				
45	15	1	1	4	4						
38	20	3		1	1	1				1	
45	20	12	1	5	2	5	1				
179	127	22	2	34	24	42	19	4	1		
29	7	2	1								
132	71	19	5	30	17	23	6				
33	17	1		5	1	5					
252	132	5	2	86	49	53	30				
21	3			4	1						
6	4	1									
143	98	3	1	27	19	21	12				
527	234	86	6	37	14	75	25			1	
25	7			6	4	2	1				
9	3			1	1	2	1				
158	91	54	4	21	10	50	17				
68	45	4	4	1	1						
7	3			1		1	1				
2087	1082	219	29	338	178	323	136	4	1	2	0

STRUKTURA BROJA ISPLATA NOVČANE NAKNADE PO STEPENU STRUČNE SPREME
U MJESECU DECEMBRU 2007. GODINE
STRUCTURE OF NUMBER OF UNEMPLOYMENT BENEFITS PAID
OFF BY EDUCATIONAL BACKGROUND IN DECEMBER 2007

G 25



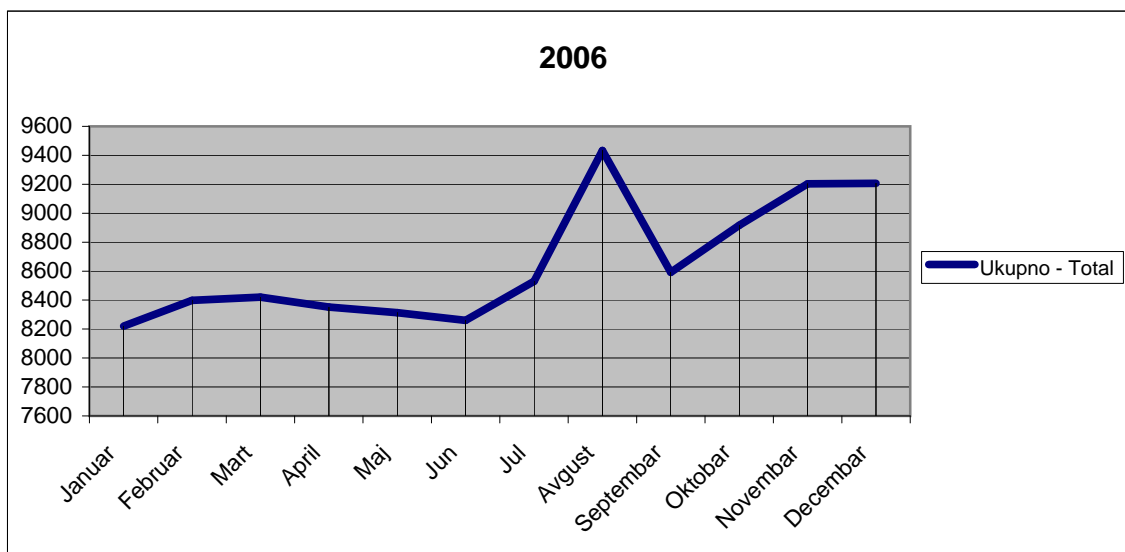
T 16-1

**PREGLED BROJA ISPLATA NOVČANE NAKNADE I IZNOS ISPLAĆENIH SREDSTAVA
PREMA OPŠTINAMA, STRUČNOJ SPREMI I POLU U PERIODU JANUAR-DECEMBAR 2007. GODINE
NUMBER OF UNEMPLOYMENT BENEFITS AND AMOUNT OF PAID FUNDS BY MUNICIPALITIES, EDUCATIONAL
BACKGROUND AND GENDER IN THE PERIOD JANUARY-DECEMBER 2007**

Redni broj --- Row number	Opština --- Municipality	Broj Isplata Number of claimants	Žene - Women	2007									
				Januar - January		Februar - February		Mart - March		April - April		Maj - May	
				Ukupno --- Total	Žene --- Women	Ukupno --- Total	Žene --- Women	Ukupno --- Total	Žene --- Women	Ukupno --- Total	Žene --- Women	Ukupno --- Total	Žene --- Women
1.	Andrijevića	1528	572	107	36	109	37	102	42	107	42	139	56
2.	Bar	4247	2453	338	198	325	190	335	198	349	204	351	213
3.	Berane	6421	1722	461	101	541	153	535	151	570	156	543	159
4.	Bijelo Polje	13061	5597	1046	522	1161	515	1062	479	1076	432	1071	470
5.	Budva	1829	820	142	65	150	70	149	69	158	75	149	69
6.	Cetinje	1864	986	146	74	157	81	167	86	171	91	157	80
7.	Danilovgrad	2416	610	191	42	200	50	203	50	204	51	209	45
8.	Herceg Novi	6152	2590	439	191	518	237	538	248	512	228	488	198
9.	Kolašin	1176	294	61	11	61	12	61	12	84	28	70	16
10.	Kotor	5941	2048	486	171	512	180	559	214	499	166	522	186
11.	Mojkovac	1749	514	175	64	156	48	138	37	153	47	132	34
12.	Nikšić	12801	5789	1087	478	1049	467	1052	479	994	512	1058	487
13.	Plav	1245	221	100	10	101	17	105	18	110	21	105	19
14.	Plužine	293	101	21	8	21	11	30	13	28	7	28	9
15.	Pljevlja	6420	2268	508	183	481	182	496	201	472	191	527	186
16.	Podgorica	25523	8753	2239	763	2155	749	2089	721	2126	732	2059	696
17.	Rožaje	2274	814	183	65	207	77	191	70	165	60	199	72
18.	Šavnik	485	151	36	11	37	12	41	15	45	13	41	12
19.	Tivat	5249	1661	214	99	202	94	301	165	256	133	198	83
20.	Ulcinj	2837	1161	218	89	232	96	237	103	243	105	232	95
21.	Žabljak	333	141	22	10	23	9	29	13	30	14	35	17
	Ukupno Total	103844	39266	8220	3191	8398	3287	8420	3384	8352	3308	8313	3202


G 25-1

**GRAFIČKI PRIKAZ ISPLATA NOVČANE NAKNADE U PERIODU JANUAR-DECEMBAR 2007. GODINE
CHART: PAYMENT OF UNEMPLOYMENT BENEFITS IN THE PERIOD JANUARY-DECEMBER 2007**



2007													
Jun - June		Jul - July		Avgust - August		Septembar - September		Oktobar - October		Novembar - November		Decembar - December	
Ukupno Total	Žene Women	Ukupno Total	Žene Women	Ukupno Total	Žene Women	Ukupno Total	Žene Women	Ukupno Total	Žene Women	Ukupno Total	Žene Women	Ukupno Total	Žene Women
142	55	137	52	135	50	137	51	137	51	140	52	136	48
371	216	365	211	357	204	349	200	361	203	364	204	382	212
519	140	558	157	538	148	516	131	542	139	549	143	549	144
1028	450	1160	486	1215	460	1035	450	1051	436	1066	447	1090	450
155	72	148	67	152	68	145	64	163	70	154	64	164	67
146	75	159	96	150	80	149	79	158	87	154	80	150	77
183	41	227	78	203	60	195	50	207	55	200	47	194	41
482	195	456	151	524	216	463	172	546	225	592	258	594	271
65	16	137	33	131	33	135	37	141	42	115	27	115	27
221	98	475	162	545	155	497	149	557	203	529	181	539	183
136	43	141	41	139	43	147	43	140	36	141	35	151	43
1028	441	1013	437	1133	497	1016	427	1098	482	1137	527	1136	555
103	19	103	19	103	19	103	19	102	19	106	21	104	20
24	7	24	7	20	6	21	6	23	7	26	9	27	11
534	176	574	177	570	183	504	173	504	173	612	212	638	231
2129	739	2192	775	2076	700	2129	727	2132	744	2121	722	2076	685
169	62	165	57	189	69	203	75	194	69	210	73	199	65
38	10	39	10	37	12	39	12	40	15	46	15	46	14
515	178	197	74	946	177	553	136	559	130	671	201	637	191
237	98	233	93	243	99	233	92	239	95	242	96	248	100
35	13	27	10	27	10	23	9	23	9	28	13	31	14
8260	3144	8530	3193	9433	3289	8592	3102	8917	3290	9203	3427	9206	3449

NOVČANE NAKNADE PO OPŠTINAMA U PERIODU JANUAR-DECEMBAR 2007. GODINE
UNEMPLOYMENT BENEFITS BY MUNICIPALITIES IN THE PERIOD JANUARY-DECEMBER 2007



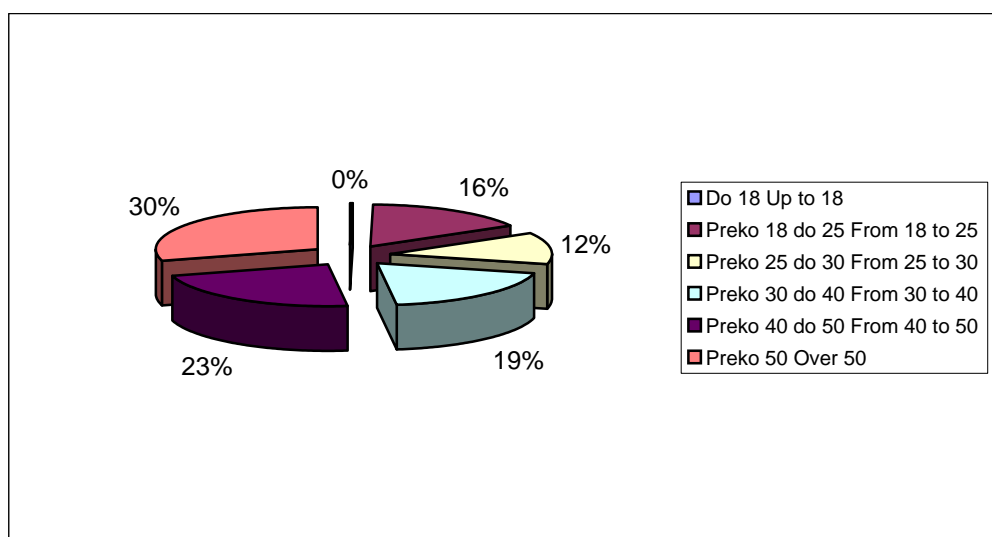
T 17 | PREGLED NEZAPOSLENIH LICA PREMA OPŠTINAMA, POLU I GODINAMA ŽIVOTA U DECEMBRU 2007. GODINE

UNEMPLOYED PERSONS BY MUNICIPALITIES, GENDER AND AGE IN DECEMBER 2007

Redni broj --- Row number	Opština --- Municipality	Ukupno Total	Žene Women	Godine života											
				Do 18 Up to 18		Preko 18 do 25 Over 18 to 25		Preko 25 do 30 Over 25 to 30		Preko 30 do 40 Over 30 to 40		Preko 40 do 50 Over 40 to 50		Preko 50 Over 50	
				Ukupno --- Total	Žene --- Women	Ukupno --- Total	Žene --- Women	Ukupno --- Total	Žene --- Women	Ukupno --- Total	Žene --- Women	Ukupno --- Total	Žene --- Women	Ukupno --- Total	Žene --- Women
1.	Andrijevica	394	169	2	1	67	26	43	15	67	41	90	45	125	41
2.	Bar	1620	972	6	2	281	163	231	172	362	245	322	191	418	199
3.	Berane	1947	728	8	4	430	197	223	80	291	132	396	162	599	153
4.	Bijelo Polje	4319	1866	19	10	783	358	512	234	763	365	1125	572	1117	327
5.	Budva	448	297			40	25	57	45	101	76	91	65	159	86
6.	Cetinje	765	358	3	2	105	55	105	57	136	57	178	87	238	100
7.	Danilovgrad	719	315	6	4	187	95	78	47	114	62	107	49	227	58
8.	Herceg Novi	929	440	2	1	100	60	85	57	144	96	174	93	424	133
9.	Kolašin	687	279	2		126	51	69	32	136	72	189	80	165	44
10.	Kotor	1053	384			93	29	111	54	148	82	240	95	461	124
11.	Mojkovac	755	276	1		97	33	68	27	121	65	214	100	254	51
12.	Nikšić	3839	1837	4	1	624	274	598	315	879	516	808	394	926	337
13.	Plav	484	169			135	52	53	20	87	41	94	36	115	20
14.	Plužine	128	55	1	1	31	7	26	10	32	21	17	10	21	6
15.	Pljevlja	2760	1213	4	2	407	166	313	152	597	322	753	378	686	193
16.	Podgorica	6685	3136	15	10	1073	563	772	439	1140	674	1359	720	2326	730
17.	Rožaje	1321	419	6	4	284	136	178	66	305	82	303	90	245	41
18.	Šavnik	205	74	1	1	34	7	26	9	45	21	49	21	50	15
19.	Tivat	859	312			65	30	71	42	134	72	238	79	351	89
20.	Ulcinj	1200	542	4	2	180	106	148	82	318	176	261	125	289	51
21.	Žabljak	352	176	1		47	20	69	38	91	56	84	40	60	22
	Ukupno Total	31469	14017	85	45	5189	2453	3836	1993	6011	3274	7092	3432	9256	2820

G 26

STRUKTURA NEZAPOSLENIH LICA PREMA GODINAMA ŽIVOTA U DECEMBRU 2007. GODINE STRUCTURE OF UNEMPLOYMENT BY AGE IN DECEMBER 2007



G2	G3	G3-1	G3-2	G
6342 I	293 I	6985 I	5206 I	1902
1652 II	73 II	1853 II	1532 II	191
9722 III	613 III	10736 III	9074 III	1028
9563 IV	857 IV	10844 IV	11157 IV	1393
534 V	11 V	468 V	162 V	41
1505 VI	130 VI	1558 VI	1407 VI	93
2104 VII-1	280 VII-1	1920 VII-1	3303 VII-1	641
45 VII-2	9 VII-2	30 VII-2	52 VII-2	10
2 VIII	0 VIII	2 VIII	4 VIII	0

G25
1969 I
970 II
3294 III
2087 IV
219 V
338 VI
323 VII-1
4 VII-2
2 VIII

G26

85 Do 18 Up to 18
5189 Preko 18 do 25 From 18 to 25
3836 Preko 25 do 30 From 25 to 30
6011 Preko 30 do 40 From 30 to 40
7092 Preko 40 do 50 From 40 to 50
9256 Preko 50 Over 50

G 5-1

39104 Januar
39155 Februar
38714 Mart
37571 April
35356 Maj
33393 Jun
32205 Jul
31271 Avgust
31156 Septembar
31569 Oktobar
31787 Novembar
31469 Decembar

15	G17	G21
I		293 I
II		73 II
III	1 III	613 III
IV	31 IV	857 IV
V	0 V	11 V
VI	21 VI	130 VI
VII-1	188 VII-1	280 VII-1
VII-2	0 VII-2	9 VII-2
VIII	0 VIII	0 VIII

G 25-1

8220 Januar
8398 Februar
8420 Mart
8352 April
8313 Maj
8260 Jun
8530 Jul
9433 Avgust
8592 Septembar
8917 Oktobar
9203 Novembar
9206 Decembar