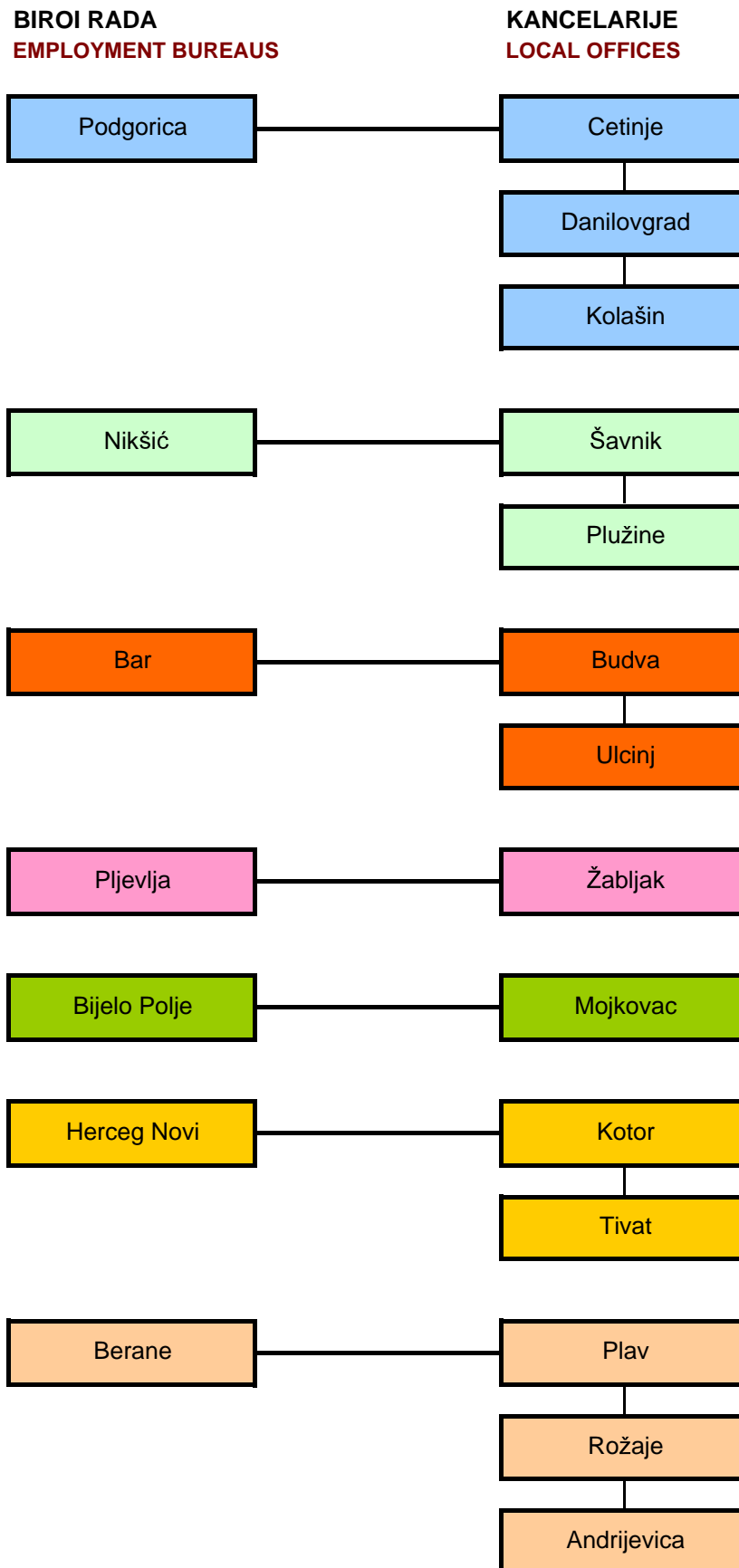


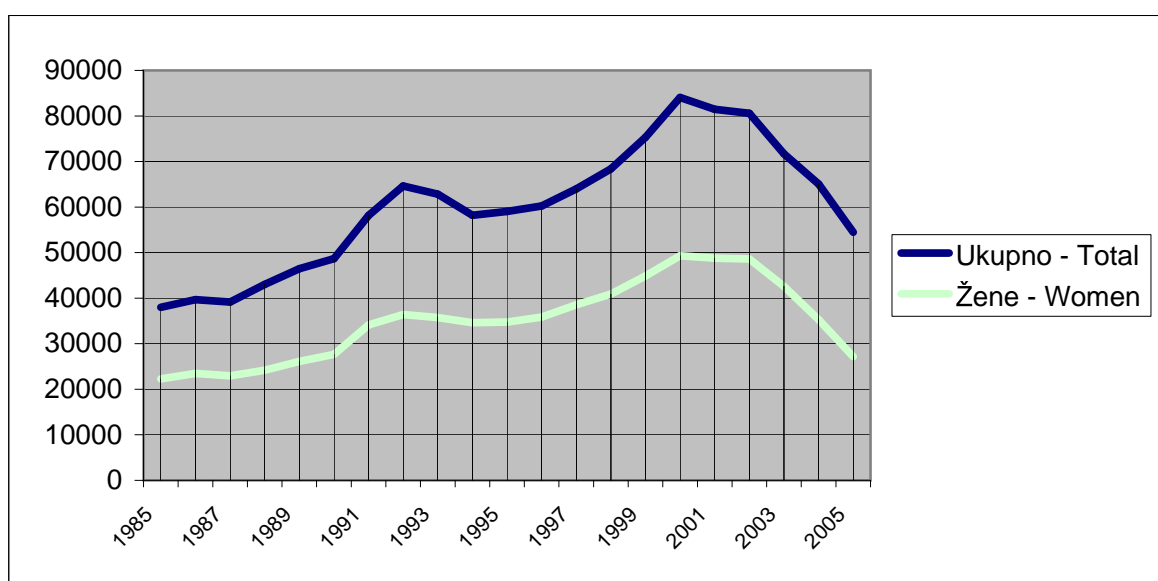
BIROI RADA SA KANCELARIJAMA ZAVODA ZA ZAPOŠLJAVANJE CRNE GORE
EMPLOYMENT BUREAUS WITH LOCAL OFFICES OF EAM





Godina Year	Novo- prijavljeni ----- Newly registered	Zaposleni sa evidencije ZZZCG ----- Employed from register	Prestanak vođenja evidencije ---- Termination of keeping evidence	Nezaposlena lica (prosjeak) Unemployed persons (average)					Prijavljene potrebe za radnicima i pripravniciima ---- Registered vacancies
				Ukupno --- Total	Lančani indeks ---- Chain index	Žene ---- Women	Prvi put traže zaposlenje ---- First-time job seekers	Korisnici novčane naknade ---- Unemployment benefit claimants	
1985	25824	13536	...	37973	108,86	22297	30331	1296	23480
1986	27180	13764	...	39666	104,45	23479	29825	1698	24791
1987	26508	11832	...	39146	98,68	22938	29141	2024	22579
1988	23804	11168	...	43001	109,84	24166	31031	3751	20807
1989	22620	10469	...	46450	108,02	26112	33623	3807	20579
1990	24792	8816	...	48684	104,80	27667	35712	5179	15547
1991	21292	5832	7789	58144	119,43	34109	34809	5374	14009
1992	26079	5814	...	64632	111,15	36418	36809	5051	11474
1993	19771	3564	...	62818	97,19	35741	36749	2351	10028
1994	17192	4798	...	58188	92,62	34601	34012	1487	13427
1995	23035	5746	17565	59045	101,47	34762	35613	2480	17967
1996	24755	5648	14991	60225	101,99	35852	36610	3479	18540
1997	24124	5044	15332	63995	106,25	38539	38697	3072	16185
1998	24802	4845	15612	68373	106,84	40895	41070	3096	18420
1999	30134	4764	14579	75303	110,13	44892	45939	2686	11457
2000	27129	5815	19982	84061	111,63	49289	50570	2363	16404
2001	25449	7689	19125	81468	96,91	48774	48912	2223	18438
2002	23945	6734	20762	80584	98,91	48618	47766	2533	22243
2003	35533	10681	31646	71679	88,94	42607	41643	2900	32455
2004	35967	15222	37592	65064	90,77	35287	33387	4432	31065
2005	30035	21077	42809	54459	83,70	27152	23010	6137	34994
2006	31561	23463	42969	43190	79,31	19949	14855	7833	48284
2007	26263	31897	34933	34396	79,64	15513	10069	8654	63898

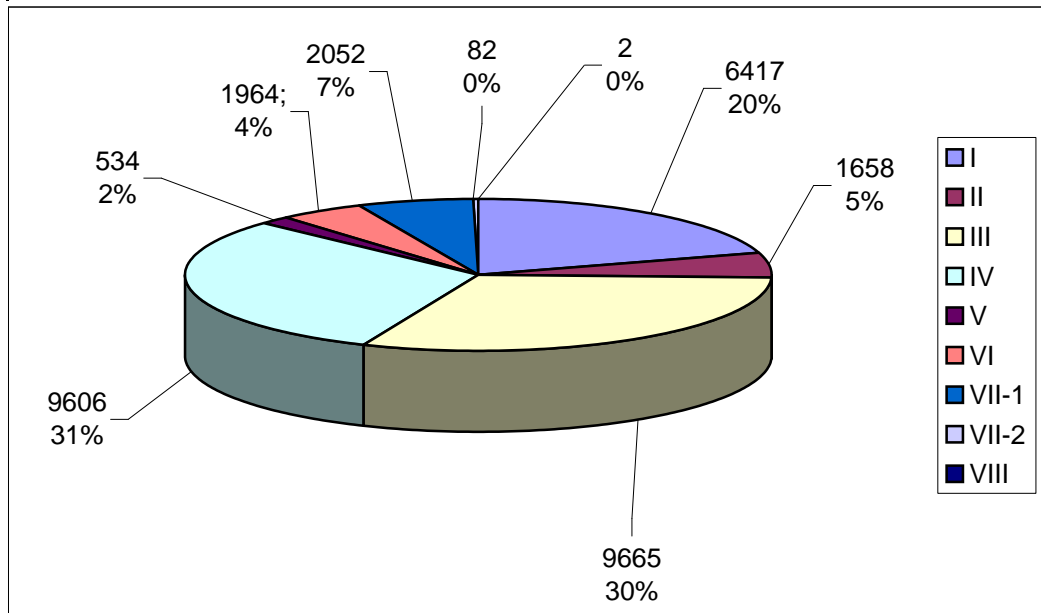
NEZAPOSLENA LICA PREMA POLU OD 1985. DO 2007. GODINE
UNEMPLOYED PERSONS BY GENDER FROM 1985 TO 2007



Redni broj ---- Row number	Sadržaj	Ukupno Total	Žene Women	Stepen stručne spreme					
				I		II		III	
				Ukupno Total	Žene Women	Ukupno Total	Žene Women	Ukupno Total	Žene Women
1.	NEZAPOSLENI KRAJEM PRETHODNOG MJESECA	31323	13864	6403	2195	1653	743	9684	3460
2.	NOVOPRIJAVLJENI U IZVEŠTAJNOM MJESECU	2176	1073	387	160	64	37	560	208
2.1.	Prvi put, nema zapošljavanja	434	189	80	25	6	2	86	23
2.2.	Prvi put, ima zapošljavanja	233	101	36	10	5	1	57	18
2.3.	Nije prvi put, nema zapošljavanja	416	194	101	52	12	7	115	41
2.4.	Nije prvi put, ima zapošljavanja	1093	589	170	73	41	27	302	126
3.	RAZLOZI PRESTANKA RADNOG ODNOSA	352	207	52	20	16	12	87	46
3.1.	Navršениh 65 godina života i 15 godina staža osiguranja	0	0	0	0	0	0	0	0
3.2.	Pismena izjava zaposlenog da želi da raskine radni odnos (otkaz ugovora o radu)	24	12	2	1	0	0	11	6
3.3.	Isplaćena jednokratna novčana naknada zaposlenom za čijim je radom prestala potreba	1	0	0	0	0	0	0	0
3.4.	Isplaćena otpremnina zaposlenom za čijim je radom prestala potreba	50	33	4	1	2	1	8	5
3.5.	Zaključivanje sporazuma s poslodavcem o prestanku radnog odnosa	20	8	4	1	1	1	6	1
3.6.	Istek rada na određeno vrijeme u svojstvu pripravnika	38	23	0	0	0	0	0	0
3.7.	Istek rada na određeno vrijeme	177	110	36	16	11	10	43	21
3.8.	Istek radnog angažovanja nezaposlenog lica	3	2	0	0	0	0	0	0
3.9.	Ostali razlozi utvrđeni zakonom ili kolektivnim ugovorom	7	4	2	1	0	0	2	1
3.10.	Stečaj preduzeća	27	14	3	0	1	0	15	11
3.11.	Izrečena mjera prestanka radnog odnosa zbog povrede radnih dužnosti i obaveza	1	0	0	0	0	0	0	0
3.12.	Likvidacija preduzeća	4	1	1	0	1	0	2	1
4.	ZAPOŠLJAVANJE POSREDSTVOM ZAVODA ZA ZAPOŠLJAVANJE	2662	1244	367	99	91	39	747	284
4.1.	Na neodređeno vrijeme	680	285	89	25	27	9	209	70
4.2.	Na određeno vrijeme	1796	868	267	73	61	30	516	207
4.3.	Prispravnik	132	81	0	0	0	0	4	2
4.4.	Prispravnik - volonter	0	0	0	0	0	0	0	0
4.5.	Dopunski rad	1	0	1	0	0	0	0	0
4.6.	Privremeni i povremeni poslovi	0	0	0	0	0	0	0	0
4.7.	Sezonski poslovi	53	10	10	1	3	0	18	5
4.8.	Privremeno radno angažovanje	0	0	0	0	0	0	0	0
4.9.	Lica sa invaliditetom	0	0	0	0	0	0	0	0
5.	PRESTANAK VOĐENJA EVIDENCIJE	2211	1067	404	174	63	33	613	217
6.	NEZAPOSLENI KRAJEM IZVJEŠTAJNOG MJESECA	31469	13954	6417	2196	1658	749	9665	3467
6.1.	Od ukupno nezaposlenih - prvi put traže zaposlenje	8228	3922	1685	724	405	187	2382	860

Educational level												Contents
IV		V		VI		VII-1		VII-2		VIII		
Ukupno Total	Žene Women	Ukupno Total	Žene Women	Ukupno Total	Žene Women	Ukupno Total	Žene Women	Ukupno Total	Žene Women	Ukupno Total	Žene Women	
9470	5397	537	39	1465	781	2067	1224	41	22	3	3	UNEMPLOYED AT THE END OF PREVIOUS MONTH
802	458	15	2	90	54	254	151	4	3	0	0	NEWLY-REGISTERED IN THE REPORTING MONTH
154	72	2	0	12	4	94	63	0	0	0	0	First-time, no previous employment
89	57	7	1	13	5	26	9	0	0	0	0	First-time, with previous employment
142	75	0	0	11	2	34	16	1	1	0	0	Not first time, no previous employment
417	254	6	1	54	43	100	63	3	2	0	0	Not first time, with previous employment
123	81	2	2	26	17	44	28	2	1	0	0	REASONS FOR TERMINATING EMPLOYMENT CONTRACT
0	0	0	0	0	0	0	0	0	0	0	0	Turned 65 years of age and 15 years of insured period
7	2	0	0	1	1	3	2	0	0	0	0	Written statement of employee who wants to terminate employment contract (terms of notice of employment contract)
0	0	0	0	1	0	0	0	0	0	0	0	One-off support paid off to employee whose work is no longer required
25	21	0	0	1	0	10	5	0	0	0	0	Severance fee paid off to employee whose work is no longer required
6	3	0	0	1	0	2	2	0	0	0	0	Signing agreement with employer related to terminating employment contract
25	15	0	0	3	3	9	5	1	0	0	0	Expiry of fixed term traineeship employment contract
50	34	2	2	17	13	18	14	0	0	0	0	Termination of fixed term employment contract
2	2	0	0	1	0	0	0	0	0	0	0	Termination of employment of unemployed person
2	2	0	0	0	0	1	0	0	0	0	0	Other reasons defined by law or collective agreement
5	2	0	0	1	0	1	0	1	1	0	0	Enterprise bankruptcy
1	0	0	0	0	0	0	0	0	0	0	0	Pronounced measure of termination of employment contract due to violation of work duties and obligations
0	0	0	0	0	0	0	0	0	0	0	0	Business closure
1034	593	13	1	122	63	284	162	4	3	0	0	EMPLOYMENT THROUGH EAM BROKERAGE
246	117	4	0	22	12	81	50	2	2	0	0	Indefinite term employment
734	450	9	1	78	41	130	66	1	0	0	0	Fixed term employment
35	24	0	0	20	8	72	46	1	1	0	0	Trainee
0	0	0	0	0	0	0	0	0	0	0	0	Trainee-volunteer
0	0	0	0	0	0	0	0	0	0	0	0	Additional work
0	0	0	0	0	0	0	0	0	0	0	0	Temporary and occasional jobs
19	2	0	0	2	2	1	0	0	0	0	0	Seasonal jobs
0	0	0	0	0	0	0	0	0	0	0	0	Temporary work
0	0	0	0	0	0	0	0	0	0	0	0	Persons with disability
743	411	17	2	104	56	265	173	2	1	0	0	TERMINATION OF KEEPING EVIDENCE
9606	5472	534	38	1453	781	2052	1215	82	34	2	2	UNEMPLOYED AT THE END OF REPORTING MONTH
2676	1492	12	1	326	176	717	467	25	15	0	0	Out of total unemployed - first time job-seekers

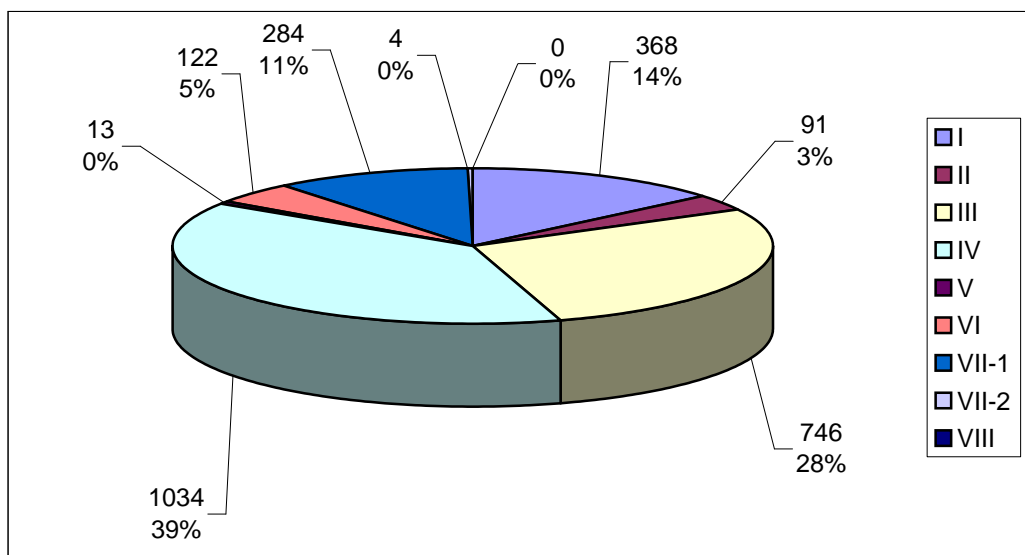
	Mjesec Month	Ukupno Total	Stepen stručne spreme			
			I	II	III	IV
Lica koja traže zaposlenje	02.2008.	31469	6417	1658	9665	9606
	02.2007.	39155	8144	2092	12383	12520
	index	80,37	78,79	79,25	78,05	76,73
Lica koja prvi put traže zaposlenje	02.2008.	8228	1685	405	2382	2676
	02.2007.	12131	2674	544	3794	4012
	index	67,83	63,01	74,45	62,78	66,70
Prijavljeni za zaposlenje	02.2008.	2176	387	64	560	802
	02.2007.	2591	542	111	704	835
	index	83,98	71,40	57,66	79,55	96,05
Novčana naknada - broj slučajeva	02.2008.	9432	2105	954	3384	2143
	02.2007.	8398	1812	854	3016	1925
	index	112,31	116,17	111,71	112,20	111,32
Prestanak vođenja evidencije	02.2008.	2211	404	63	613	743
	02.2007.	2645	485	107	795	881
	index	83,59	83,30	58,88	77,11	84,34
Ukupne potrebe za radnicima i pripravnicima	02.2008.	5871	965	283	1472	2019
	02.2007.	4321	856	203	1240	1113
	index	135,87	112,73	139,41	118,71	181,40
Potrebe za pripravnicima	02.2008.	495	0	0	2	146
	02.2007.	289	0	0	2	48
	index	171,28	0,00	0,00	100,00	304,17
Zasnivanje radnog odnosa pripravnika	02.2008.	132	0	0	4	35
	02.2007.	131	0	0	1	25
	index	100,76	0,00	0,00	400,00	140,00
Zapošljavanje posredstvom Zavoda za zapošljavanje	02.2008.	2662	368	91	746	1034
	02.2007.	2229	318	53	674	800
	index	119,43	115,72	171,70	110,68	129,25
Prijavljeni za zaposlenje po prestanku radnog odnosa	02.2008.	352	52	16	87	123
	02.2007.	400	93	21	98	102
	index	88,00	55,91	76,19	88,78	120,59
Nezaposlena lica na početku izvještajnog mjeseca	02.2008.	31504	6434	1657	9718	9547
	02.2007.	39209	8087	2088	12474	12566
	index	80,35	79,56	79,36	77,91	75,97
Nezaposlena lica zbog prestanka rada poslodavca	02.2008.	0	0	0	0	0
	02.2007.	2	0	0	1	1
	index	0,00	0,00	0,00	0,00	0,00



Educational level					
V	VI	VII-1	VII-2	VIII	
534	1453	2052	82	2	Job seekers
418	1686	1886	24	2	
127,75	86,18	108,80	341,67	100,00	
12	326	717	25	0	First time job seekers
23	440	639	5	0	
52,17	74,09	112,21	500,00	0,00	
15	90	252	6	0	Registered for employment
10	171	217	0	1	
150,00	52,63	116,13	0,00	0,00	
232	276	332	3	3	Unemployment benefit - number of claimants
163	303	318	5	2	
142,33	91,09	104,40	60,00	150,00	
17	104	265	2	0	Number of persons deactivated from the register
11	132	231	2	1	
154,55	78,79	114,72	100,00	0,00	
68	168	878	18	0	Total demand for workers and trainees
57	115	725	7	5	
119,30	146,09	121,10	257,14	0,00	
0	47	300	0	0	Demand for trainees
0	18	220	1	0	
0,00	261,11	136,36	0,00	0,00	
0	20	72	1	0	Employed trainees with co-funding of EAM
0	23	82	0	0	
0,00	86,96	87,80	0,00	0,00	
13	122	284	4	0	Employment through EAM brokerage
13	116	251	4	0	
100,00	105,17	113,15	100,00	0,00	
2	26	44	2	0	Registered for employment upon termination of employment contract
5	36	45	0	0	
40,00	72,22	97,78	0,00	0,00	
536	1467	2065	78	2	Unemployed at the beginning of reporting month
419	1647	1900	26	2	
127,92	89,07	108,68	300,00	100,00	
0	0	0	0	0	Unemployed due to business closure
0	0	0	0	0	
0,00	0,00	0,00	0,00	0,00	

ZAPOŠLJAVANJE POSREDSTVOM ZAVODA ZA ZAPOŠLJAVANJE U FEBRUARU 2008. GODINE

EMPLOYMENT THROUGH EAM BROKERAGE IN FEBRUARY 2008



T 4

NEZAPOSLENA LICA PREMA OPŠTINAMA, STRUČNOJ SPREMI I POLU, STANJE NA DAN 29.02.2008. GODINE

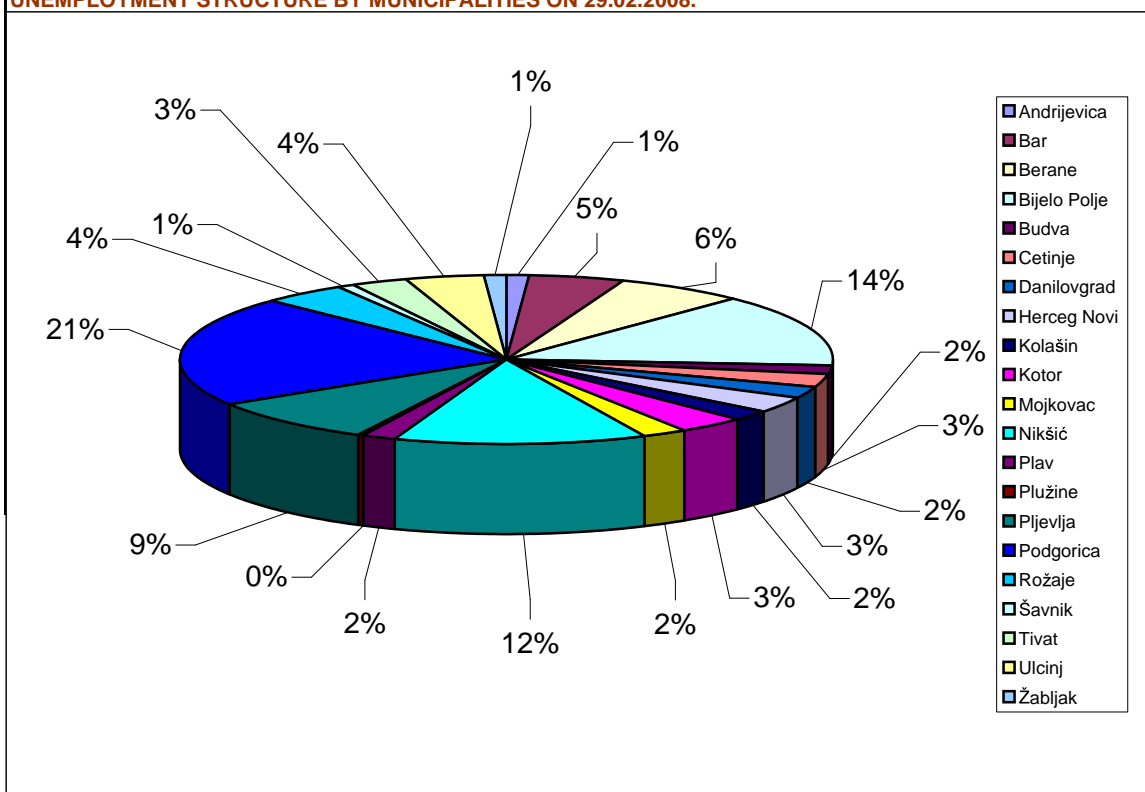
UNEMPLOYED BY MUNICIPALITIES, EDUCATIONAL LEVEL AND GENDER - ON 29.02.2008.

Redni broj --- Row number	Opština --- Municipality	Ukupno Total	Žene Women	% žene --- Share of women	Stepen stručne spreme					
					I		II		III	
					Ukupno --- Total	Žene --- Women	Ukupno --- Total	Žene --- Women	Ukupno --- Total	Žene --- Women
1.	Andrijevica	385	153	39,7	106	37	8	2	119	43
2.	Bar	1467	878	59,9	365	212	81	48	351	200
3.	Berane	2020	730	36,1	565	141	63	12	542	169
4.	Bijelo Polje	4307	1811	42,0	1024	357	264	107	1553	563
5.	Budva	521	336	64,5	98	63	26	17	145	89
6.	Cetinje	809	397	49,1	203	85	46	24	215	93
7.	Danilovgrad	729	298	40,9	150	47	18	13	239	65
8.	Herceg Novi	942	470	49,9	52	25	118	52	320	121
9.	Kolašin	637	249	39,1	227	67	16	12	211	82
10.	Kotor	1011	381	37,7	65	28	116	55	364	102
11.	Mojkovac	762	279	36,6	191	37	41	18	282	82
12.	Nikšić	3901	1880	48,2	561	194	213	99	1323	484
13.	Plav	494	174	35,2	141	41	4	1	123	32
14.	Plužine	124	53	42,7	14	6	3	2	65	21
15.	Pijevlja	2733	1225	44,8	545	141	168	63	908	327
16.	Podgorica	6569	3075	46,8	1128	381	326	174	1618	567
17.	Rožaje	1378	419	30,4	420	79	26	4	472	114
18.	Šavnik	201	68	33,8	50	19	6	2	76	24
19.	Tivat	868	331	38,1	76	31	40	21	261	87
20.	Ulcinj	1250	572	45,8	364	169	71	20	373	161
21.	Žabljak	361	175	48,5	72	36	4	3	105	41
	Ukupno --- Total	31469	13954	44,3	6417	2196	1658	749	9665	3467

G 4

STRUKTURA NEZAPOSLENIH PO OPŠTINAMA NA DAN 29.02.2008.GODINE

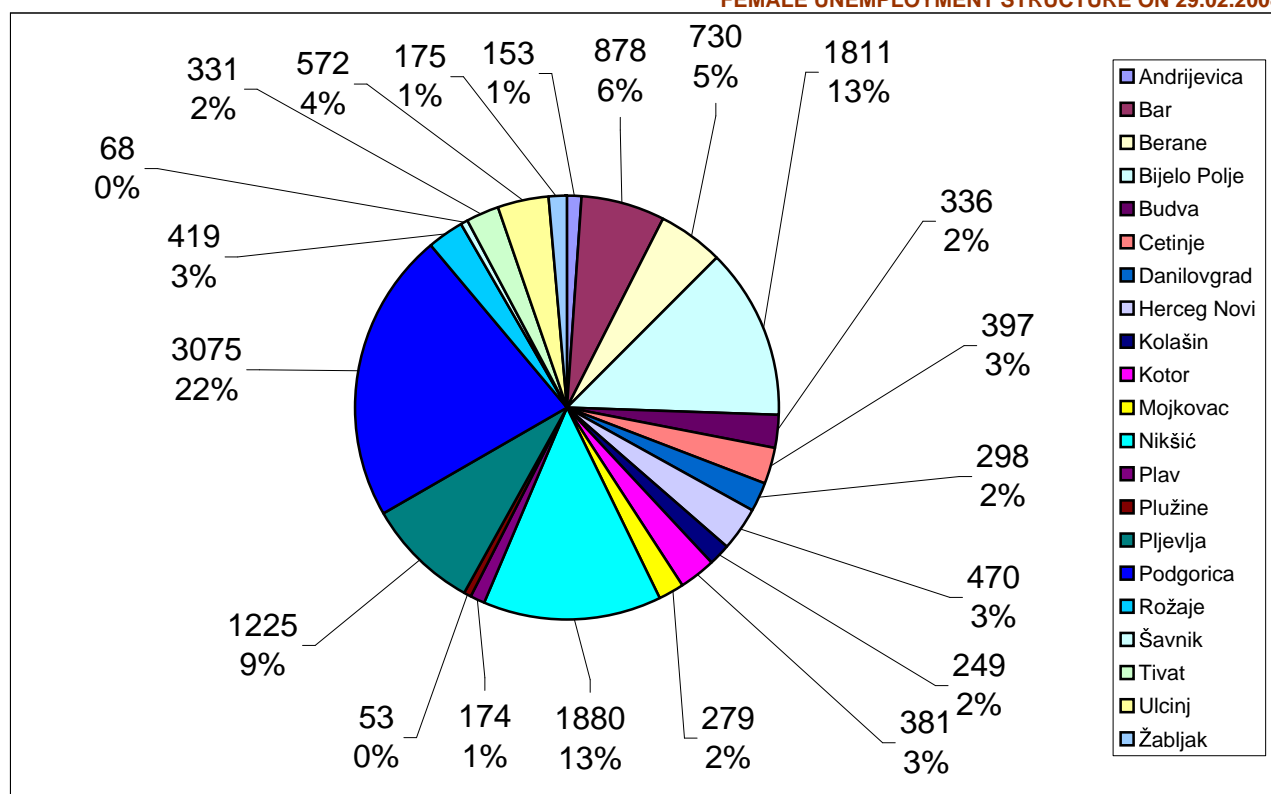
UNEMPLOYMENT STRUCTURE BY MUNICIPALITIES ON 29.02.2008.



Educational level											
IV		V		VI		VII-1		VII-2		VIII	
Ukupno ---- Total	Žene ---- Women	Ukupno ---- Total	Žene ---- Women	Ukupno ---- Total	Žene ---- Women	Ukupno ---- Total	Žene ---- Women	Ukupno ---- Total	Žene ---- Women	Ukupno ---- Total	Žene ---- Women
126	60	2	0	9	3	15	8	0	0	0	0
456	305	14	2	102	54	97	56	1	1	0	0
647	317	11	2	82	36	110	53	0	0	0	0
1156	647	32	4	140	61	138	72	0	0	0	0
168	121	15	3	30	18	37	24	2	1	0	0
257	147	5	0	41	25	40	23	2	0	0	0
244	137	26	2	23	15	29	19	0	0	0	0
251	165	38	2	84	56	75	46	4	3	0	0
156	74	2	0	11	7	14	7	0	0	0	0
242	108	16	1	119	35	84	50	4	1	1	1
194	116	4	1	27	12	23	13	0	0	0	0
1188	673	24	5	229	171	360	254	3	0	0	0
164	84	4	0	20	7	0	0	38	9	0	0
34	19	0	0	6	5	2	0	0	0	0	0
907	585	26	1	75	40	102	67	2	1	0	0
2380	1354	147	10	276	175	670	397	23	16	1	1
305	162	6	0	65	23	84	37	0	0	0	0
61	18	0	0	4	3	4	2	0	0	0	0
209	122	146	4	68	23	66	41	2	2	0	0
304	175	16	1	32	9	89	37	1	0	0	0
157	83	0	0	10	3	13	9	0	0	0	0
9606	5472	534	38	1453	781	2052	1215	82	34	2	2

STRUKTURA NEZAPOSLENIH ŽENA NA DAN 29.02.2008. GODINE
FEMALE UNEMPLOYMENT STRUCTURE ON 29.02.2008.

G 5



T 5

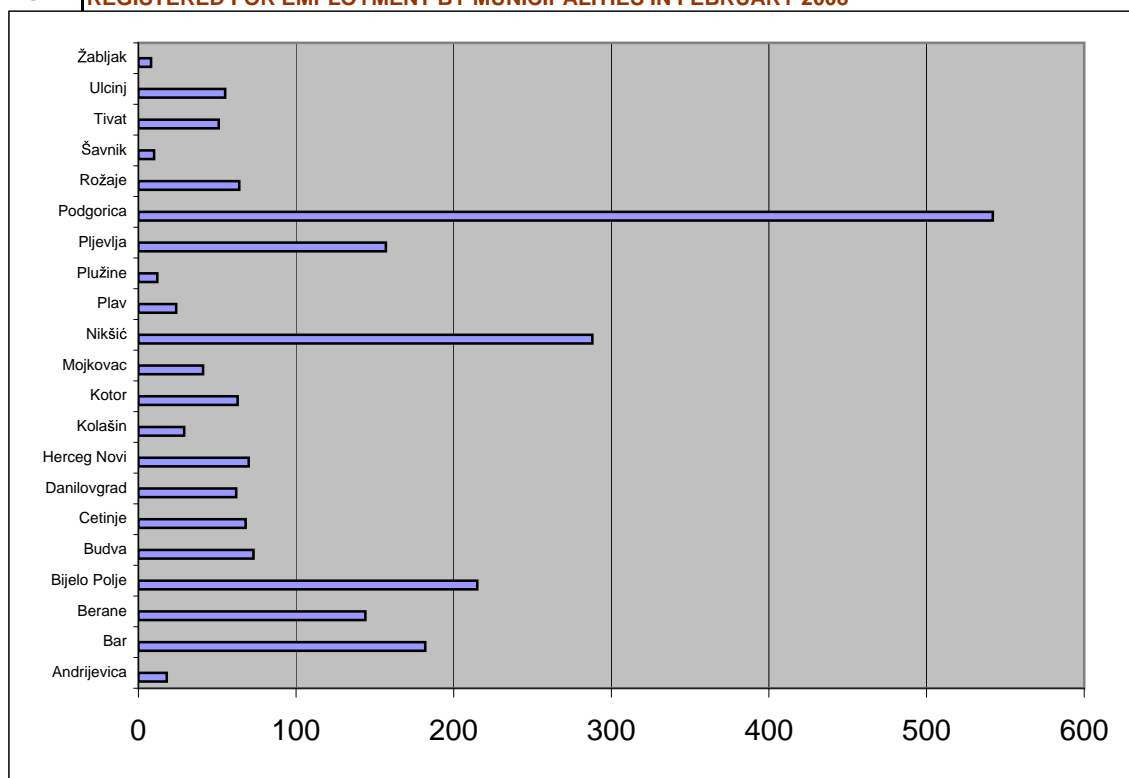
PREGLED NEZAPOSLENIH LICA PRIJAVLJENIH ZA ZAPOSLENJE PREMA OPŠTINAMA, STRUČNOJ SPREMI I POLU U MJESECU FEBRUARU 2008. GODINE

UNEMPLOYED REGISTERED FOR EMPLOYMENT BY MUNICIPALITIES, EDUCATIONAL LEVEL AND GENDER IN FEBRUARY 2008

Redni broj ---- Row number	Opština ---- Municipality	Ukupno Total	Žene Women	% žena Share of women	Stepen stručne spreme					
					I		II		III	
					Ukupno ---- Total	Žene ---- Women	Ukupno ---- Total	Žene ---- Women	Ukupno ---- Total	Žene ---- Women
1.	Andrijevica	18	3	16,7	10	0	0	0	1	0
2.	Bar	182	98	53,8	36	22	9	6	34	15
3.	Berane	144	42	29,2	43	14	3	0	33	4
4.	Bijelo Polje	215	91	42,3	39	12	7	2	76	26
5.	Budva	73	41	56,2	11	7	4	3	15	6
6.	Cetinje	68	35	51,5	16	6	4	4	13	5
7.	Danilovgrad	62	25	40,3	13	2	1	1	22	6
8.	Herceg Novi	70	39	55,7	7	3	4	2	24	10
9.	Kolašin	29	15	51,7	10	5	0	0	9	4
10.	Kotor	63	26	41,3	2	2	3	1	23	7
11.	Mojkovac	41	14	34,1	7	2	2	1	13	3
12.	Nikšić	288	147	51,0	53	29	7	5	84	31
13.	Plav	24	9	37,5	4	1	0	0	4	2
14.	Plužine	12	5	41,7	2	1	0	0	5	1
15.	Prijevlja	157	85	54,1	23	9	3	1	56	24
16.	Podgorica	542	304	56,1	76	31	9	5	93	42
17.	Rožaje	64	20	31,3	18	4	0	0	14	1
18.	Šavnik	10	4	40,0	2	1	1	0	2	1
19.	Tivat	51	33	64,7	6	5	6	6	18	9
20.	Ulcinj	55	35	63,6	9	4	1	0	19	10
21.	Žabljak	8	2	25,0	0	0	0	0	2	1
	Ukupno ---- Total	2176	1073	49,3	387	160	64	37	560	208

G 6

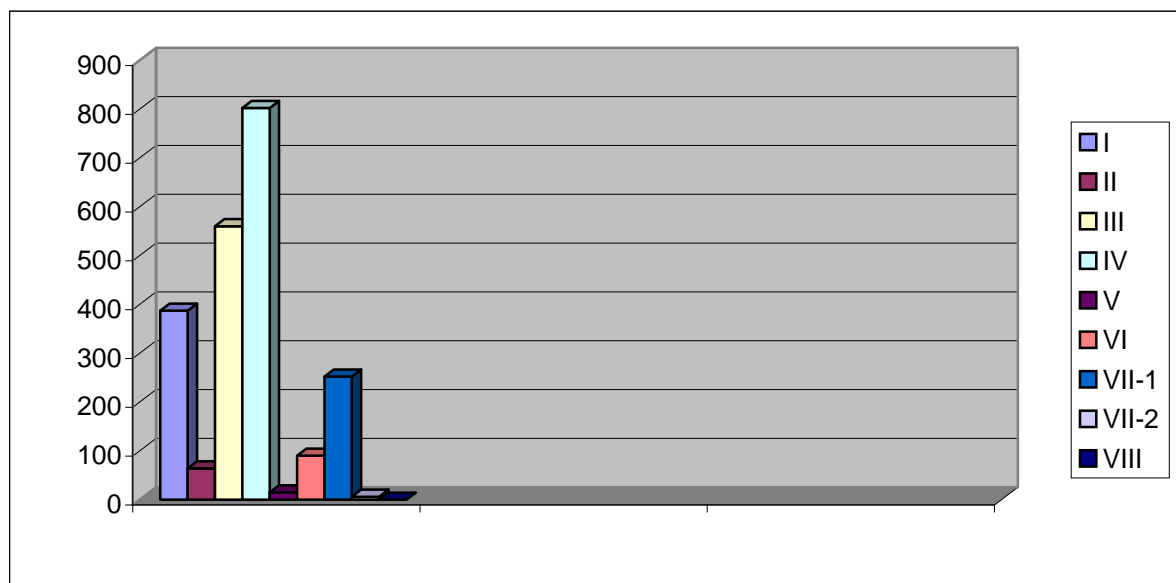
PRIJAVLJENI ZA ZAPOSLENJE PREMA OPŠTINAMA U MJESECU FEBRUARU 2008. GODINE REGISTERED FOR EMPLOYMENT BY MUNICIPALITIES IN FEBRUARY 2008



Educational level											
IV		V		VI		VII-1		VII-2		VIII	
Ukupno ---- Total	Žene ---- Women	Ukupno ---- Total	Žene ---- Women	Ukupno ---- Total	Žene ---- Women	Ukupno ---- Total	Žene ---- Women	Ukupno ---- Total	Žene ---- Women	Ukupno ---- Total	Žene ---- Women
6	3	0	0	1	0	0	0	0	0	0	0
68	38	0	0	13	4	22	13	0	0	0	0
43	14	0	0	6	2	16	8	0	0	0	0
71	37	1	0	2	1	19	13	0	0	0	0
26	15	3	1	5	3	9	6	0	0	0	0
24	14	0	0	6	4	4	2	1	0	0	0
20	12	2	0	2	2	2	2	0	0	0	0
19	15	0	0	9	6	7	3	0	0	0	0
8	4	0	0	0	0	2	2	0	0	0	0
23	10	0	0	3	1	9	5	0	0	0	0
14	5	0	0	1	1	4	2	0	0	0	0
94	53	2	0	14	8	34	21	0	0	0	0
10	4	2	0	2	2	0	0	2	0	0	0
5	3	0	0	0	0	0	0	0	0	0	0
61	40	0	0	2	1	12	10	0	0	0	0
245	150	2	1	21	19	93	53	3	3	0	0
22	11	0	0	1	0	9	4	0	0	0	0
4	2	0	0	0	0	1	0	0	0	0	0
14	10	2	0	2	0	3	3	0	0	0	0
21	18	1	0	0	0	4	3	0	0	0	0
4	0	0	0	0	0	2	1	0	0	0	0
802	458	15	2	90	54	252	151	6	3	0	0

PRIJAVLJENI ZA ZAPOSLENJE PREMA STEPENIMA STRUČNE SPREME U MJESECU FEBRUARU 2008. GODINE
REGISTERED FOR EMPLOYMENT BY EDUCATIONAL LEVEL IN FEBRUARY 2008

G 7



T 6

PREGLED LICA KOJA PRVI PUT TRAŽE ZAPOSLENJE PREMA OPŠTINAMA, STRUČNOJ SPREMI I POLU U MJESECU FEBRUARU 2008. GODINE

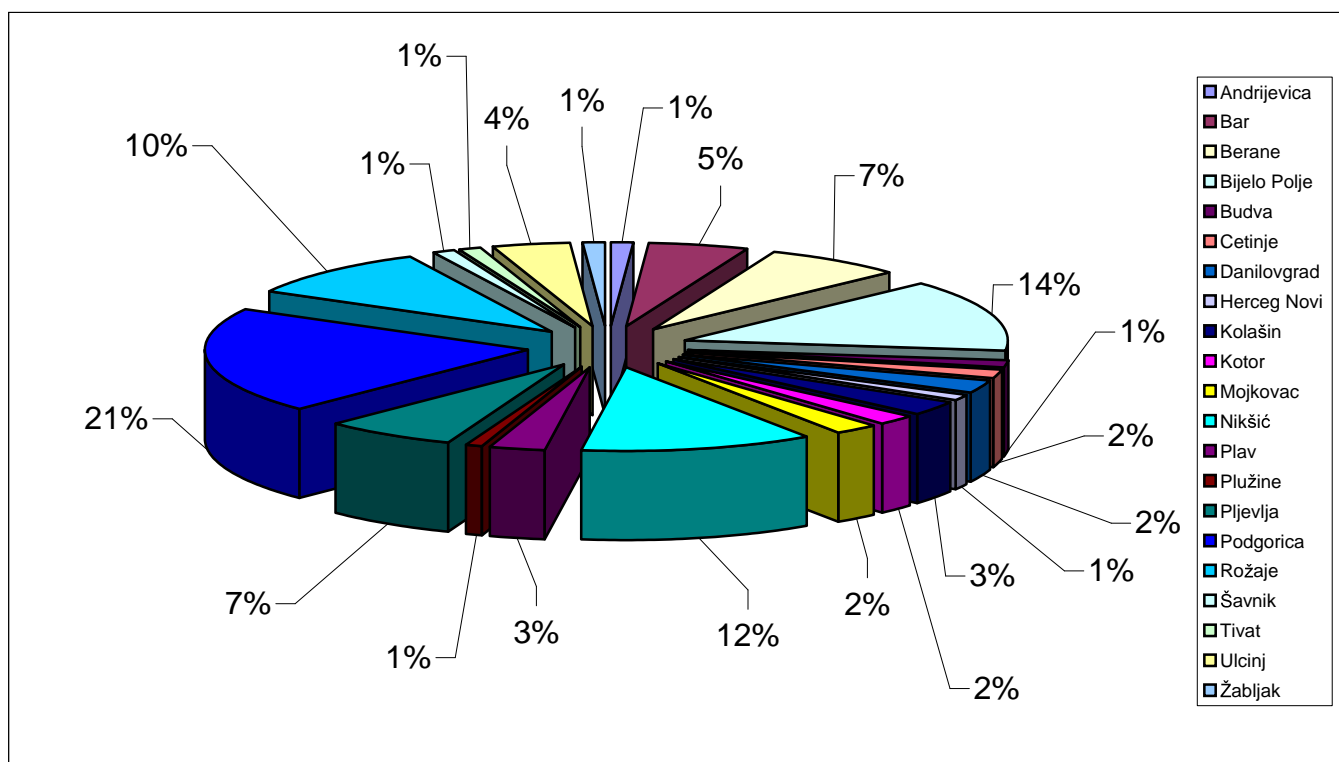
FIRST TIME JOB-SEEKERS BY MUNICIPALITIES, EDUCATIONAL LEVEL AND GENDER IN FEBRUARY 2008

Redni broj --- Row number	Opština --- Municipality	Ukupno Total	Žene Women	% žena Share of women	Stepen stručne spreme					
					I		II		III	
					Ukupno --- Total	Žene --- Women	Ukupno --- Total	Žene --- Women	Ukupno --- Total	Žene --- Women
1.	Andrijevica	87	33	37,9	9	0	6	1	27	11
2.	Bar	406	255	62,8	147	103	31	17	76	41
3.	Berane	586	237	40,4	119	41	37	8	154	54
4.	Bijelo Polje	1141	501	43,9	240	94	64	29	400	146
5.	Budva	101	74	73,3	19	14	3	1	22	15
6.	Cetinje	155	70	45,2	32	9	9	4	31	14
7.	Danilovgrad	202	90	44,6	38	13	4	3	75	22
8.	Herceg Novi	83	43	51,8	6	2	6	3	24	6
9.	Kolašin	242	110	45,5	68	30	4	3	103	47
10.	Kotor	154	62	40,3	10	7	5	3	46	11
11.	Mojkovac	175	68	38,9	40	15	8	2	76	22
12.	Nikšić	969	480	49,5	116	60	37	23	276	80
13.	Plav	235	100	42,6	60	26	1	0	76	21
14.	Plužine	58	28	48,3	8	4	0	0	30	11
15.	Pljevlja	540	298	55,2	82	38	39	22	188	76
16.	Podgorica	1701	903	53,1	275	111	110	54	325	136
17.	Rožaje	807	232	28,7	242	40	20	2	293	73
18.	Šavnik	72	25	34,7	17	6	2	1	22	8
19.	Tivat	100	52	52,0	17	7	5	4	30	12
20.	Ulcinj	313	212	67,7	117	88	14	7	82	47
21.	Žabljak	101	49	48,5	23	16	0	0	26	7
	Ukupno --- Total	8228	3922	47,7	1685	724	405	187	2382	860

G 8

LICA KOJA PRVI PUT TRAŽE ZAPOSLENJE PREMA OPŠTINAMA U MJESECU FEBRUARU 2008. GODINE

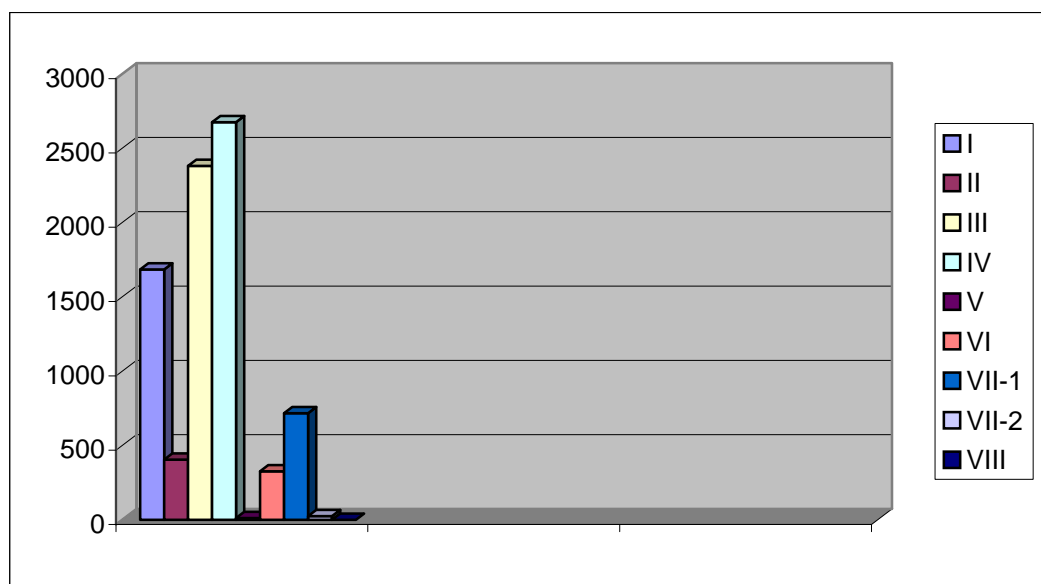
FIRST TIME JOB-SEEKERS BY MUNICIPALITIES IN FEBRUARY 2008



Educational level											
IV		V		VI		VII-1		VII-2		VIII	
Ukupno ---- Total	Žene ---- Women	Ukupno ---- Total	Žene ---- Women	Ukupno ---- Total	Žene ---- Women	Ukupno ---- Total	Žene ---- Women	Ukupno ---- Total	Žene ---- Women	Ukupno ---- Total	Žene ---- Women
38	17	0	0	4	2	3	2	0	0	0	0
97	62	2	0	18	8	35	24	0	0	0	0
210	102	0	0	28	10	38	22	0	0	0	0
352	191	3	0	32	13	50	28	0	0	0	0
36	29	0	0	5	4	15	10	1	1	0	0
57	27	0	0	13	8	13	8	0	0	0	0
72	43	1	0	2	2	10	7	0	0	0	0
25	15	0	0	10	6	12	11	0	0	0	0
52	23	0	0	7	4	8	3	0	0	0	0
49	13	0	0	17	9	26	19	1	0	0	0
38	21	0	0	5	2	8	6	0	0	0	0
352	180	0	0	53	41	134	96	1	0	0	0
82	47	1	0	6	3	0	0	9	3	0	0
17	11	0	0	2	2	1	0	0	0	0	0
190	130	1	0	12	8	28	24	0	0	0	0
675	401	0	0	66	39	239	152	11	10	0	0
168	82	1	0	32	10	51	25	0	0	0	0
26	7	0	0	3	2	2	1	0	0	0	0
27	16	2	0	6	2	12	10	1	1	0	0
69	53	1	1	3	1	26	15	1	0	0	0
44	22	0	0	2	0	6	4	0	0	0	0
2676	1492	12	1	326	176	717	467	25	15	0	0

LICA KOJA PRVI PUT TRAŽE ZAPOSLENJE PREMA STEPENU STRUČNE SPREME U FEBRUARU 2008. GODINE
FIRST TIME JOB-SEEKERS BY EDUCATIONAL LEVEL IN FEBRUARY 2008

G 9



T 7

PREGLJED PRESTANKA VOĐENJA EVIDENCIJE NEZAPOSLENIH LICA PREMA OPŠTINAMA, POLU I STRUČNOJ SPREMI U MJESECU FEBRUARU 2008. GODINE

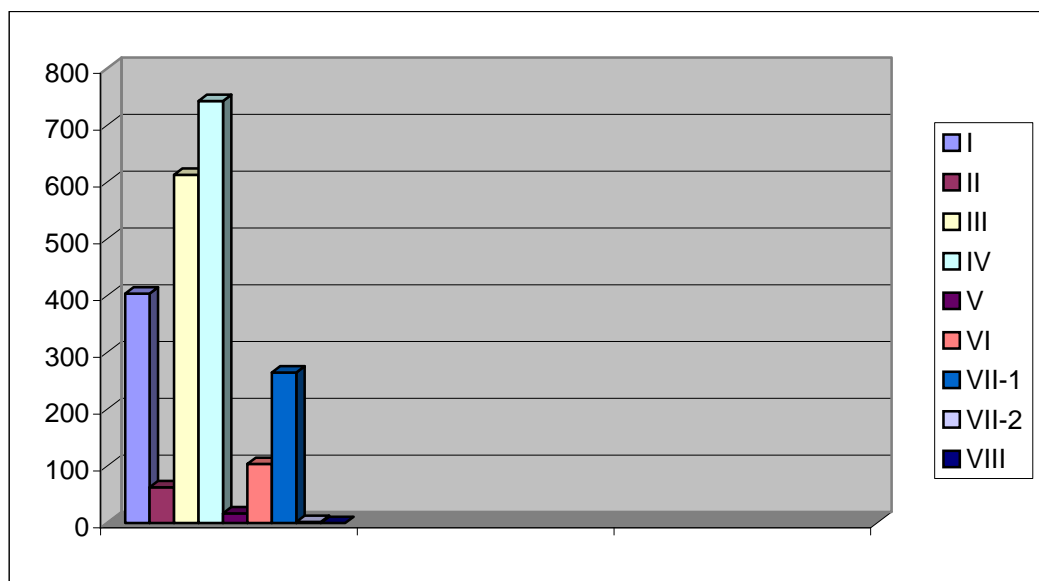
UNEMPLOYED DEACTIVATED FROM REGISTER BY MUNICIPALITIES, GENDER AND EDUCATIONAL LEVEL IN FEBRUARY 2008

Redni broj ---- Row number	Opština ---- Municipality	Ukupno Total	Žene Women	% žena Share of women	Stepen stručne spreme					
					I		II		III	
					Ukupno ---- Total	Žene ---- Women	Ukupno ---- Total	Žene ---- Women	Ukupno ---- Total	Žene ---- Women
1.	Andrijevica	40	16	40,0	5	1	0	0	14	5
2.	Bar	202	110	54,5	61	35	11	6	45	18
3.	Berane	117	45	38,5	30	10	1	0	29	8
4.	Bijelo Polje	234	109	46,6	51	19	5	2	85	37
5.	Budva	39	25	64,1	6	2	3	3	5	3
6.	Cetinje	48	19	39,6	7	2	0	0	10	2
7.	Danilovgrad	55	34	61,8	10	7	2	2	14	5
8.	Herceg Novi	109	57	52,3	6	3	10	4	23	6
9.	Kolašin	62	31	50,0	20	10	3	2	19	7
10.	Kotor	81	37	45,7	3	1	2	1	22	7
11.	Mojkovac	45	20	44,4	7	5	1	0	18	4
12.	Nikšić	280	140	50,0	35	18	8	4	75	27
13.	Plav	24	10	41,7	7	1	0	0	9	5
14.	Plužine	6	2	33,3	1	0	0	0	2	0
15.	Prijevlja	128	47	36,7	25	7	3	1	44	11
16.	Podgorica	581	300	51,6	95	42	12	7	143	56
17.	Rožaje	70	22	31,4	24	4	1	0	25	9
18.	Šavnik	5	3	60,0	1	1	0	0	2	1
19.	Tivat	41	20	48,8	1	1	0	0	14	2
20.	Ulcinj	39	17	43,6	9	5	1	1	12	2
21.	Žabljak	5	3	60,0	0	0	0	0	3	2
	Ukupno ---- Total	2211	1067	48,3	404	174	63	33	613	217

G 10

PRESTANAK VOĐENJA EVIDENCIJE NEZAPOSLENIH LICA PREMA STEPENU STRUČNE SPREME U FEBRUARU 2008. GODINE

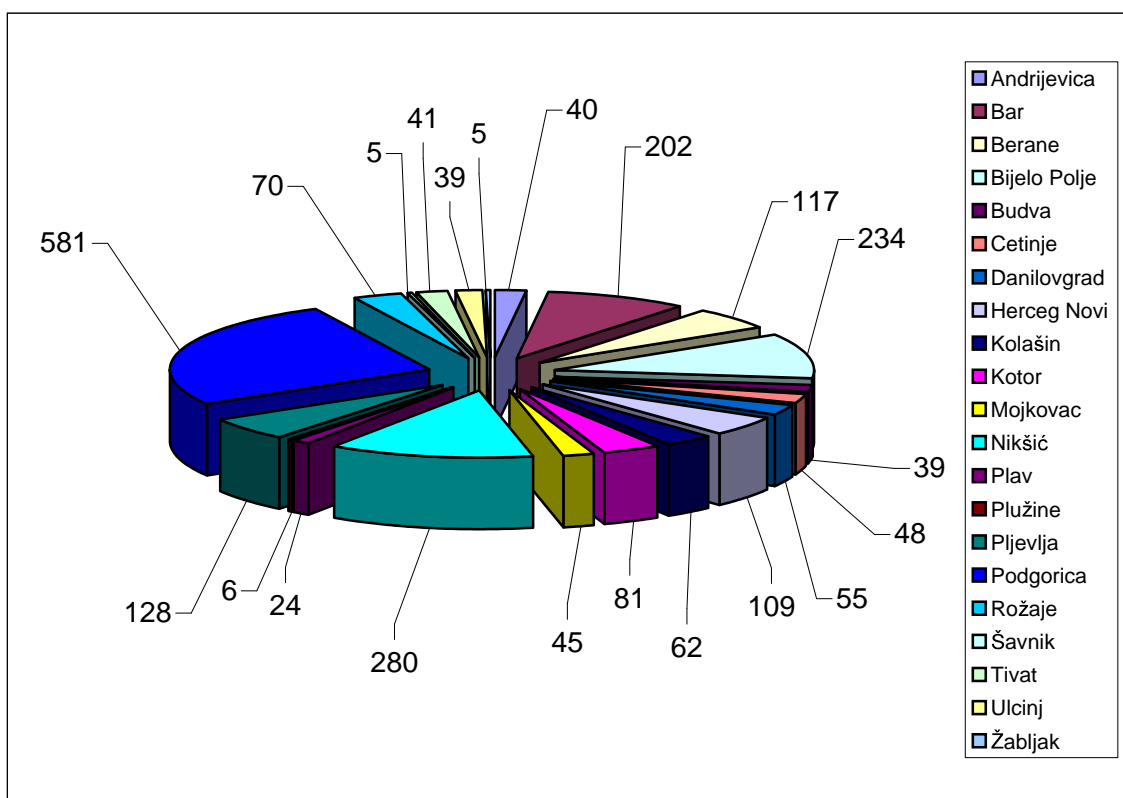
UNEMPLOYED DEACTIVATED FROM REGISTER BY EDUCATIONAL LEVEL IN FEBRUARY 2008



Educational level											
IV		V		VI		VII-1		VII-2		VIII	
Ukupno ---- Total	Žene ---- Women	Ukupno ---- Total	Žene ---- Women	Ukupno ---- Total	Žene ---- Women	Ukupno ---- Total	Žene ---- Women	Ukupno ---- Total	Žene ---- Women	Ukupno ---- Total	Žene ---- Women
17	8	0	0	2	1	2	1	0	0	0	0
64	41	0	0	9	5	12	5	0	0	0	0
39	18	0	0	7	3	11	6	0	0	0	0
65	39	2	0	13	5	13	7	0	0	0	0
17	12	0	0	0	0	8	5	0	0	0	0
18	7	1	0	2	2	10	6	0	0	0	0
21	12	0	0	2	2	6	6	0	0	0	0
39	22	2	0	7	4	20	17	2	1	0	0
15	7	1	1	2	2	2	2	0	0	0	0
35	18	0	0	9	2	10	8	0	0	0	0
16	8	0	0	0	0	3	3	0	0	0	0
100	49	2	1	15	9	45	32	0	0	0	0
7	4	0	0	1	0	0	0	0	0	0	0
1	0	0	0	0	0	2	2	0	0	0	0
47	23	1	0	5	3	3	2	0	0	0	0
209	125	3	0	23	14	96	56	0	0	0	0
15	6	0	0	0	0	5	3	0	0	0	0
1	0	0	0	0	0	1	1	0	0	0	0
10	7	3	0	5	3	8	7	0	0	0	0
6	4	2	0	1	1	8	4	0	0	0	0
1	1	0	0	1	0	0	0	0	0	0	0
743	411	17	2	104	56	265	173	2	1	0	0

PRESTANAK VOĐENJA EVIDENCIJE NEZAPOSLENIH LICA
PREMA OPŠTINAMA U MJESECU FEBRUARU 2008. GODINE
UNEMPLOYED DEACTIVATED FROM REGISTER
BY MUNICIPALITIES IN FEBRUARY 2008

G 11



T 8

RAZLOZI PRESTANKA VOĐENJA EVIDENCIJE NEZAPOSLENIH LICA PREMA DUŽINI ČEKANJA NA ZAPOSLENJE U FEBRUARU 2008. GODINE

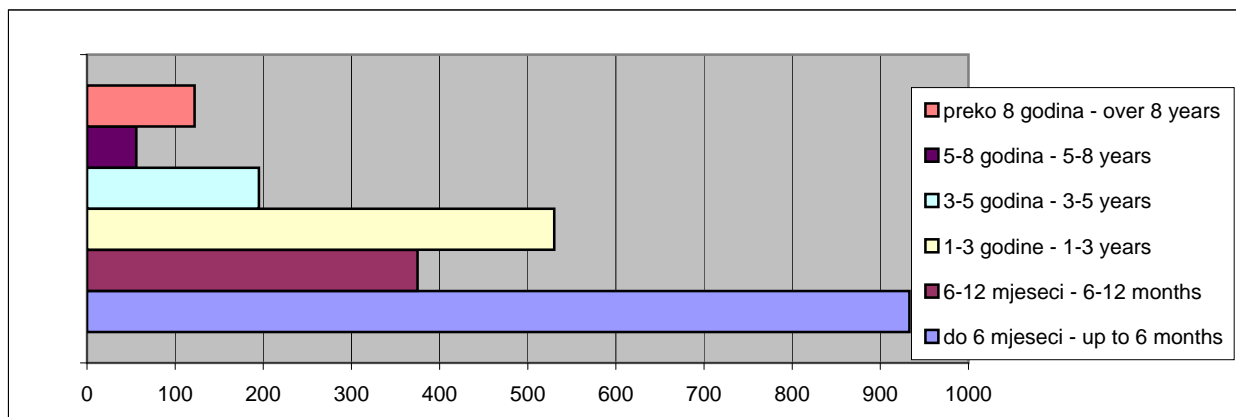
REASONS FOR TERMINATION OF KEEPING EVIDENCE ON UNEMPLOYED PERSONS BY DURATION OF UNEMPLOYMENT IN FEBRUARY 2008

Redni broj ---- Row number	Razlozi prestanka vođenja evidencije o nezaposlenim licima	Ukupno ---- Total	Dužina čekanja na zaposlenje		
			Do 6 mjeseci ---- 6 months	6 - 12 mjeseci ---- 6 - 12 months	1 - 3 godine ---- 1 - 3 years
	UKUPNO	2211	933	375	530
1.	Zasnivanje radnog odnosa sa punim radnim vremenom na određeno vrijeme	512	231	69	125
2.	Zasnivanje radnog odnosa sa punim radnim vremenom na neodređeno vrijeme	133	60	25	30
3.	Lica na trudničkom bolovanju	1	1	0	0
4.	Ostvarenje prava na starosnu ili invalidsku penziju	32	6	6	9
5.	Osnivanje preduzeća ili radnje, ili bavljenje poljoprivredom	13	7	0	4
6.	Odlazak na rad u inostranstvo, a nije podnešan zahtjev za posredovanjem u Crnoj Gori	7	4	3	0
8.	Neopravdano nejavljivanje ili neodazivanje na poziv organizacije za zapošljavanje	595	272	122	130
9.	Samoinicijativno odjavljivanje sa evidencije organizacije za zapošljavanje	7	2	2	1
10.	Smrt nezaposlenog lica	6	0	1	4
11.	Sezonski rad	72	44	6	15
12.	Promjena mjesta prijavljivanja	11	5	0	1
13.	Korišćenje kredita za samozapošljavanje	16	5	2	6
14.	Odbijanje uključenja u programe aktivne politike zapošljavanja (APZ)	8	5	0	2
15.	Zaposlenje u svojstvu pripravnika	107	74	21	11
16.	Kada nezaposleno lice stupi na izdržavanje kazne zatvora	1	1	0	0
17.	Drugi slučajevi predviđenim zakonom ili drugim opštim aktom	659	211	110	182
18.	Drugi slučajevi predviđenim zakonom kada status postaje privremeno pasivan	31	5	8	10

G 12

STRUKTURA PRESTANKA VOĐENJA EVIDENCIJE NEZAPOSLENIH LICA PREMA DUŽINI ČEKANJA NA ZAPOSLENJE U FEBRUARU 2008. GODINE

STRUCTURE OF UNEMPLOYED PERSONS DEACTIVATED FROM REGISTER BY DURATION OF UNEMPLOYMENT IN FEBRUARY 2008

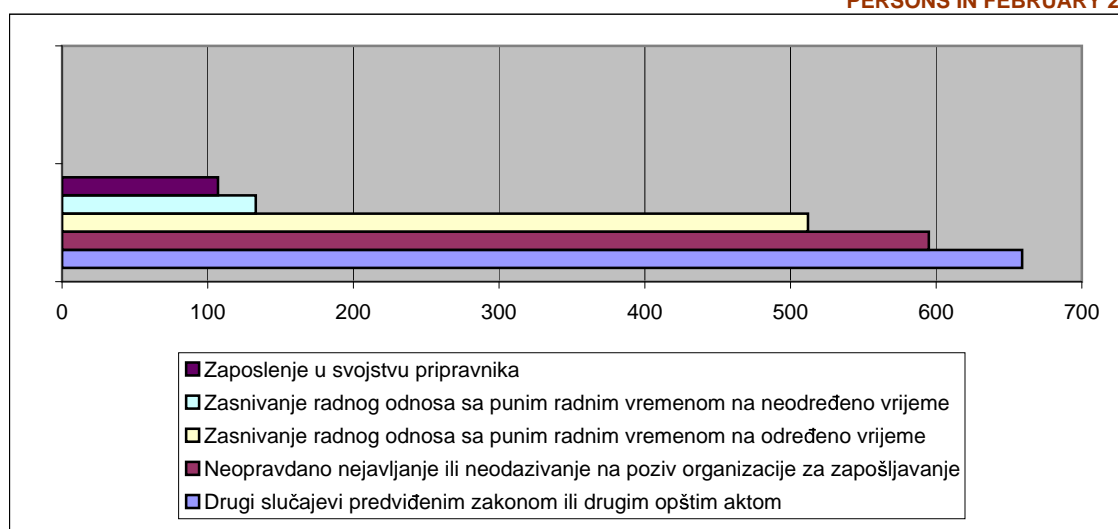


Duration of unemployment			Reasons for termination of keeping evidence on unemployed persons
3 - 5 godina ---- 3 - 5 years	5 - 8 godina ---- 5 - 8 years	Preko 8 godina ---- Over 8 years	
195	56	122	TOTAL
54	14	19	Signing full-time fixed term employment contract
12	2	4	Signing full-time indefinite term employment contract
0	0	0	Persons at maternity leave
6	0	5	Meeting criteria for age or disability pension
1	0	1	Establishing enterprise or shop, or beginning to deal with agriculture
0	0	0	Setting off to work abroad, without prior filing a request for brokerage in Montenegro
36	12	23	Unjustifiable failure to report or answer the call of employment organization
1	0	1	Cancellation of registration within employment organization on own initiative
1	0	0	Death of unemployed person
4	3	0	Seasonal employment
0	1	4	Change of the registration location
1	0	2	Use of self-employment loan
1	0	0	Refusal of inclusion in active employment policy programs (AEPP)
1	0	0	Employment with trainee status
0	0	0	When unemployed person starts to serve a prison sentence
71	23	62	Other cases defined by law or other general act
6	1	1	Other cases defined by law when status becomes temporarily passive

RAZLOZI PRESTANKA VOĐENJA EVIDENCIJE NEZAPOSLENIH LICA SA NAJVEĆOM UČESTALOŠĆU
U FEBRUARU 2008. GODINE

G 13

MOST FREQUENT REASONS FOR TERMINATION OF KEEPING EVIDENCE OF UNEMPLOYED
PERSONS IN FEBRUARY 2008



T 9

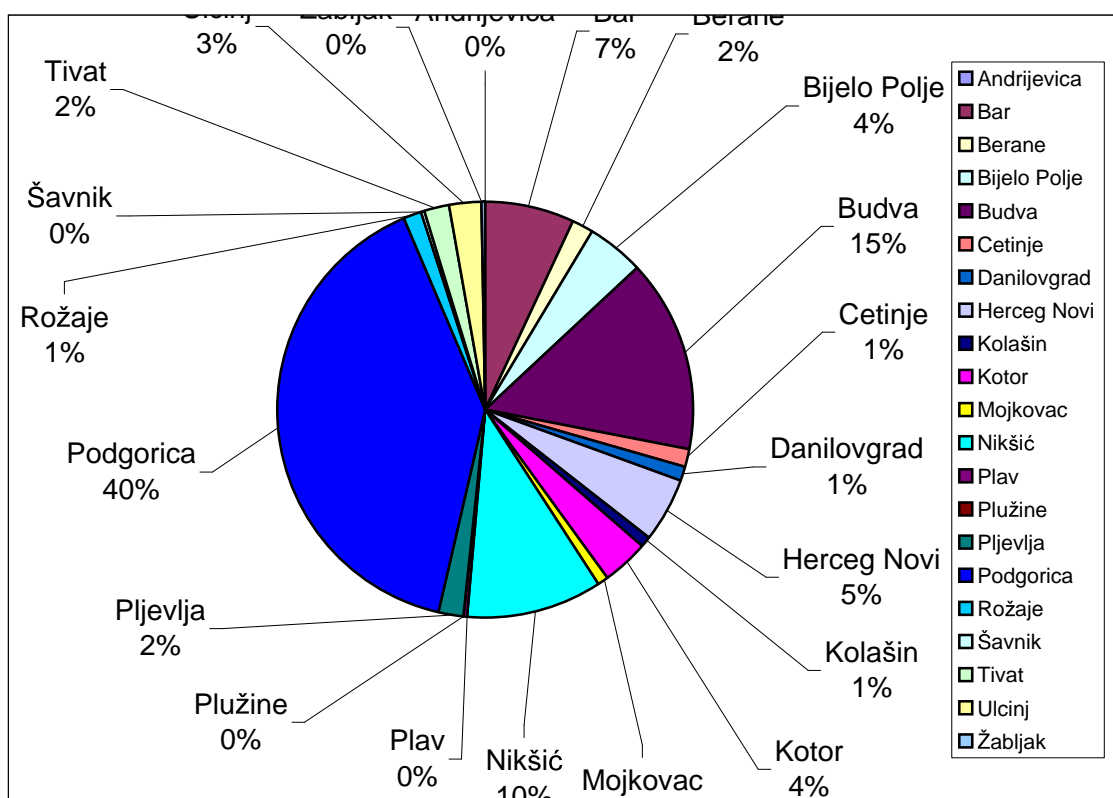
PREGLED SLOBODNIH RADNIH MJESTA PREMA OPŠTINAMA, STRUČNOJ SPREMI I POLU U MJESECU FEBRUARU 2008. GODINE

VACANCIES BY MUNICIPALITIES, EDUCATIONAL LEVEL AND GENDER IN FEBRUARY 2008

Redni broj --- Row number	Opština --- Municipality	Ukupno (02/2008) Total	Pripravnici (02/2008) Trainees	Stepen stručne spreme			
				I	II	III	
				Ukupno Total	Ukupno Total	Ukupno Total	Pripravnici Trainees
1.	Andrijevica	8	2	0	0	0	0
2.	Bar	392	11	108	12	63	0
3.	Berane	112	13	11	0	32	0
4.	Bijelo Polje	252	43	40	1	100	0
5.	Budva	889	8	187	97	230	0
6.	Cetinje	83	9	9	1	7	0
7.	Danilovgrad	63	5	21	0	11	0
8.	Herceg Novi	293	9	42	45	98	1
9.	Kolašin	42	0	12	3	12	0
10.	Kotor	220	5	43	7	82	0
11.	Mojkovac	48	7	6	0	18	0
12.	Nikšić	607	15	102	30	208	0
13.	Plav	17	2	0	0	4	0
14.	Plužine	4	0	0	0	1	0
15.	Pljevlja	116	15	21	1	31	0
16.	Podgorica	2351	326	279	63	454	1
17.	Rožaje	77	14	22	0	24	0
18.	Šavnik	20	0	4	0	6	0
19.	Tivat	113	2	18	14	41	0
20.	Ulcinj	154	3	39	9	50	0
21.	Žabljak	10	6	1	0	0	0
Ukupno --- Total		5871	495	965	283	1472	2

G 14

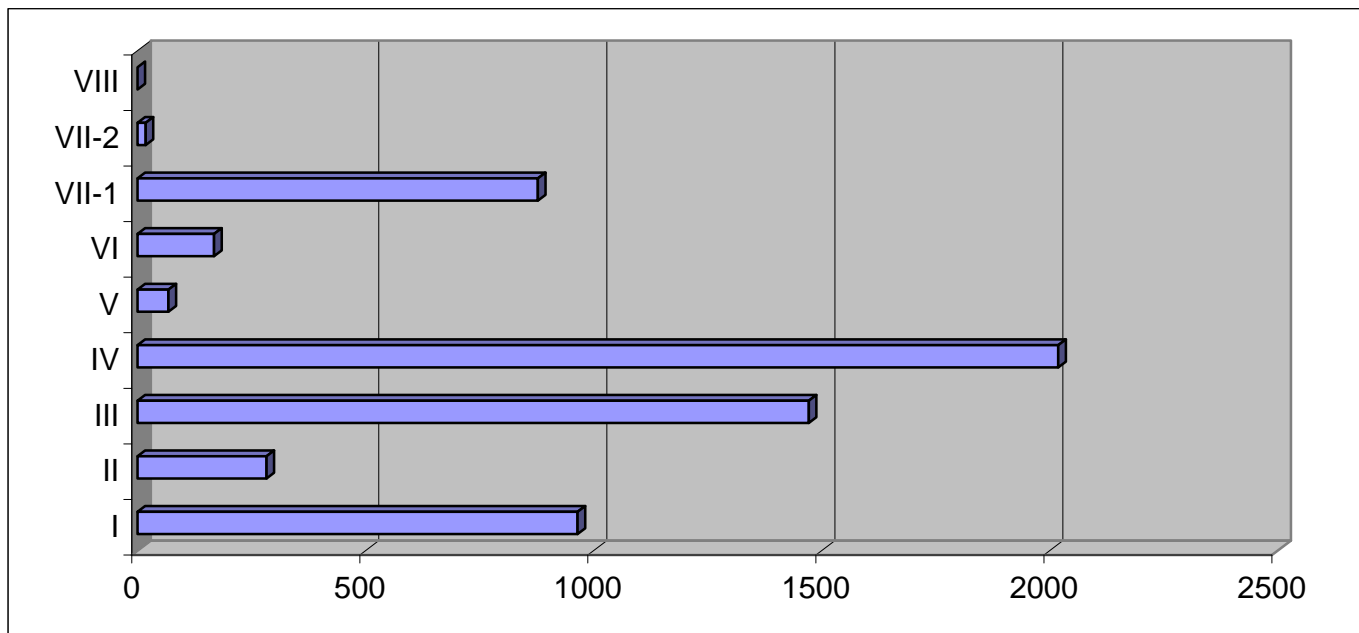
STRUKTURA SLOBODNIH RADNIH MJESTA PREMA OPŠTINAMA U MJESECU FEBRUARU 2008. GODINE STRUCTURE OF VACANCIES BY MUNICIPALITIES IN FEBRUARY 2008



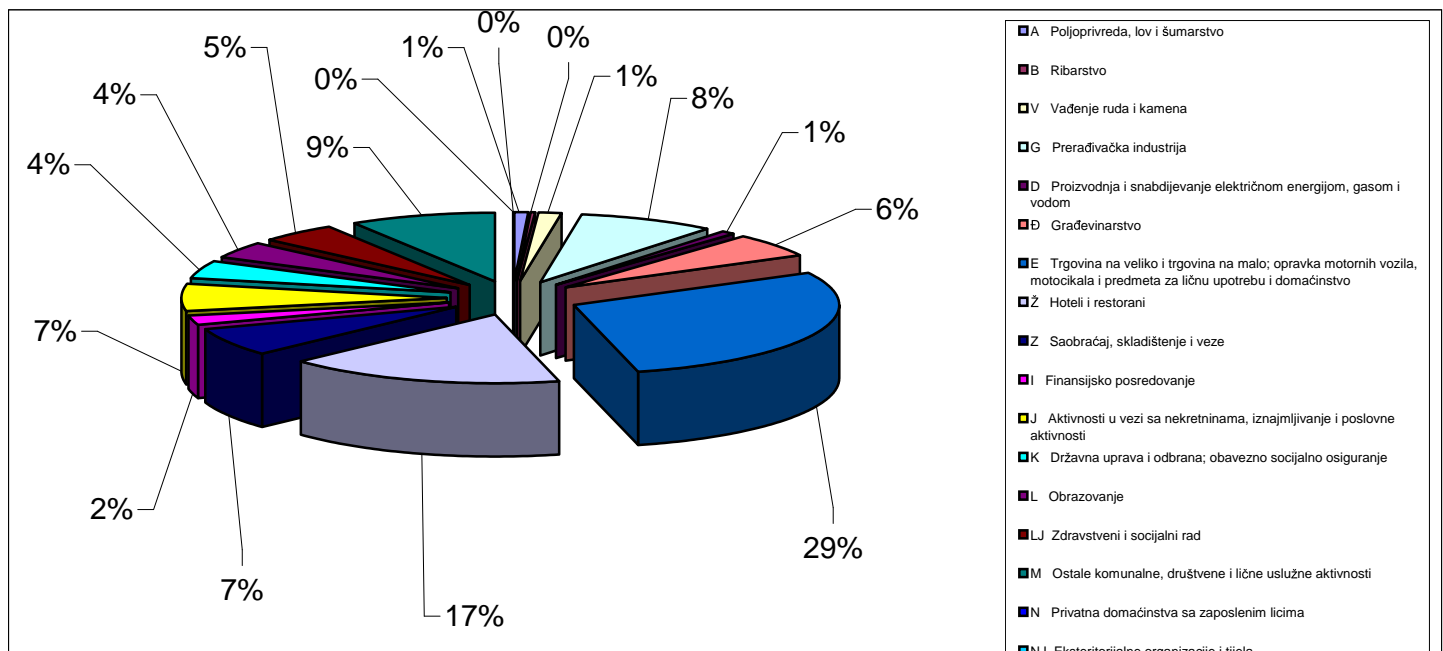
Educational level											
IV		V		VI		VII-1		VII-2		VIII	
Ukupno Total	Pripravnici Trainees	Ukupno Total	Pripravnici Trainees	Ukupno Total	Pripravnici Trainees	Ukupno Total	Pripravnici Trainees	Ukupno Total	Pripravnici Trainees	Ukupno Total	Pripravnici Trainees
4	0	0	0	0	0	4	2	0	0	0	0
129	1	0	0	21	2	59	8	0	0	0	0
47	4	1	0	2	0	19	9	0	0	0	0
59	7	0	0	5	2	47	34	0	0	0	0
253	4	38	0	24	0	56	4	4	0	0	0
42	1	0	0	5	0	19	8	0	0	0	0
15	0	0	0	2	0	14	5	0	0	0	0
66	1	1	0	9	1	32	6	0	0	0	0
8	0	0	0	0	0	7	0	0	0	0	0
53	2	5	0	5	1	25	2	0	0	0	0
11	0	0	0	2	1	11	6	0	0	0	0
200	2	0	0	10	1	57	12	0	0	0	0
10	1	0	0	0	0	3	1	0	0	0	0
0	0	0	0	0	0	3	0	0	0	0	0
39	2	0	0	0	0	24	13	0	0	0	0
989	119	20	0	77	38	455	168	14	0	0	0
13	0	0	0	0	0	18	14	0	0	0	0
9	0	0	0	1	0	0	0	0	0	0	0
25	2	3	0	2	0	10	0	0	0	0	0
44	0	0	0	2	0	10	3	0	0	0	0
3	0	0	0	1	1	5	5	0	0	0	0
2019	146	68	0	168	47	878	300	18	0	0	0

STRUKTURA SLOBODNIH RADNIH MJESTA PREMA STEPENU STRUČNE SPREME
 U MJESECU FEBRUARU 2008. GODINE
 STRUCTURE OF VACANCIES BY EDUCATIONAL LEVEL IN FEBRUARY 2008

G 15



Djelatnost	UKUPNO TOTAL	Pripravnici Trainees	Stepen stručne spreme			
			I	II	III	
			Ukupno Total	Ukupno Total	Ukupno Total	Pripravnici Trainees
A Poljoprivreda, lov i šumarstvo	55	5	25	1	16	0
B Ribarstvo	16	0	3	0	6	0
V Vađenje ruda i kamena	77	2	39	0	19	0
G Prerađivačka industrija	480	18	101	13	186	1
D Proizvodnja i snabdijevanje električnom energijom, gasom i vodom	52	10	1	1	14	0
Đ Građevinarstvo	339	24	67	28	108	1
E Trgovina na veliko i trgovina na malo; opravka motornih vozila, motocikala i predmeta za ličnu upotrebu i domaćinstvo	1693	31	251	59	565	0
Ž Hoteli i restorani	984	6	247	137	263	0
Z Saobraćaj, skladištenje i veze	390	17	75	0	111	0
I Finansijsko posredovanje	130	22	2	0	0	0
J Aktivnosti u vezi sa nekretninama, iznajmljivanje i poslovne aktivnosti	388	37	62	9	40	0
K Državna uprava i odbrana; obavezno socijalno osiguranje	235	107	1	6	0	0
L Obrazovanje	229	68	19	0	6	0
LJ Zdravstveni i socijalni rad	283	113	22	4	6	0
M Ostale komunalne, društvene i lične uslužne aktivnosti	519	35	50	25	131	0
N Privatna domaćinstva sa zaposlenim licima	1	0	0	0	1	0
NJ Eksteritorijalne organizacije i tijela	0	0	0	0	0	0
UKUPNO	5871	495	965	283	1472	2

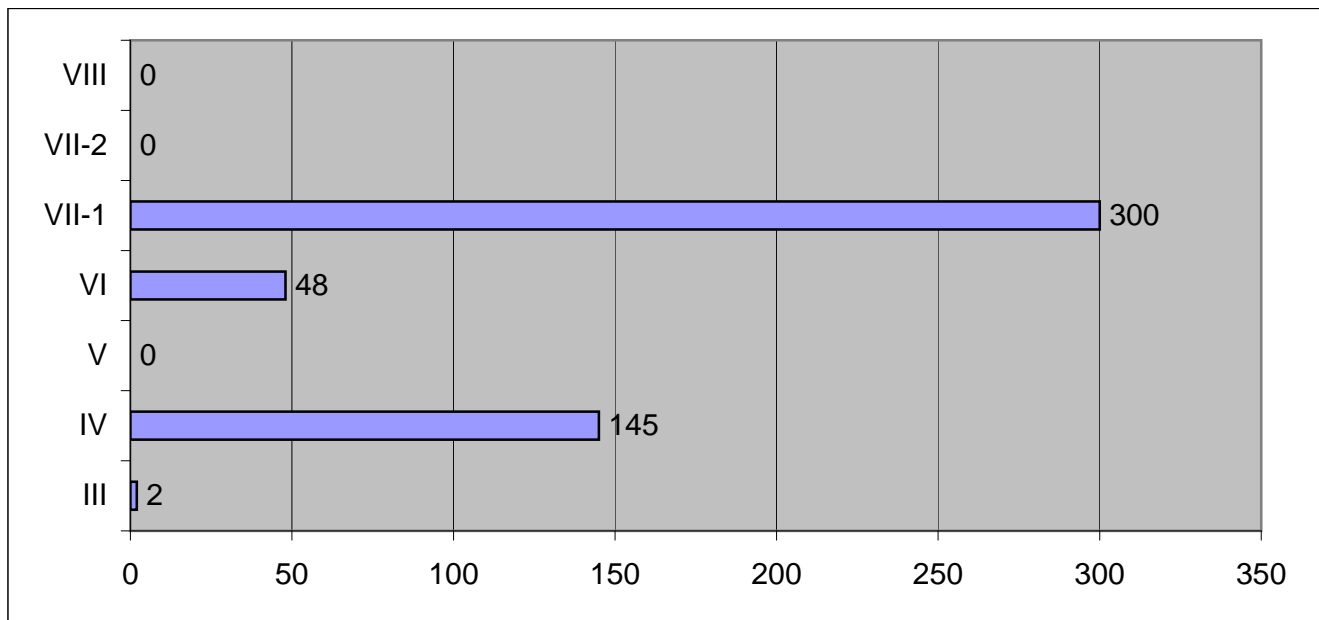


Educational level												Sector of economic activity
IV		V		VI		VII-1		VII-2		VIII		
Ukupno Total	Pripravnici Trainees	Ukupno Total	Pripravnici Trainees	Ukupno Total	Pripravnici Trainees	Ukupno Total	Pripravnici Trainees	Ukupno Total	Pripravnici Trainees	Ukupno Total	Pripravnici Trainees	
6	3	0	0	1	1	6	1	0	0	0	0	A. Agriculture, hunting and forestry
7	0	0	0	0	0	0	0	0	0	0	0	B. Fishing
13	1	0	0	2	0	4	1	0	0	0	0	C. Mine and stone extraction
115	4	1	0	7	0	57	13	0	0	0	0	D. Manufacturing industry
25	1	0	0	0	0	11	9	0	0	0	0	E. El.power, gas and water production and supply
71	8	2	0	7	2	56	13	0	0	0	0	F. Construction
703	13	3	0	21	4	91	14	0	0	0	0	G. Wholesale and retail trade; repair of motor vehicles, motorcycles and personal and household devices
234	1	48	0	23	0	32	5	0	0	0	0	H. Hotels and restaurants
139	2	0	0	29	3	36	12	0	0	0	0	I. Transportation, storage and communications
70	6	0	0	5	1	52	15	1	0	0	0	J. Finance brokerage
162	6	0	0	5	0	110	31	0	0	0	0	K. Real-estate, renting and business activities
56	21	1	0	10	3	161	83	0	0	0	0	L. Public administration and defense; mandatory social insurance
7	1	1	0	15	0	181	67	0	0	0	0	M. Education
164	67	1	0	37	32	32	14	17	0	0	0	N. Health care and social work
247	11	11	0	6	2	49	22	0	0	0	0	O. Other utility, social and personal service activities
0	0	0	0	0	0	0	0	0	0	0	0	P. Private households with employed persons
0	0	0	0	0	0	0	0	0	0	0	0	Q. Extra-territorial organizations and bodies
2019	145	68	0	168	48	878	300	18	0	0	0	Total

STRUKTURA OGLAŠENIH SLOBODNIH RADNIH MJESTA ZA PRIPRAVNIKE PREMA STEPENU STRUČNE SPREME
U MJESECU FEBRUARU 2008. GODINE

G 17

STRUCTURE OF ANNOUNCED VACANCIES FOR TRAINEES BY EDUCATIONAL LEVEL
IN FEBRUARY 2008



T 11

PREGLED OGLAŠENIH SLOBODNIH RADNIH MJESTA PREMA VRSTI RADNOG MJESTA, VRSTI RADNOG ODNOSA I STEPENU STRUČNE SPREME U FEBRUARU 2008. GODINE

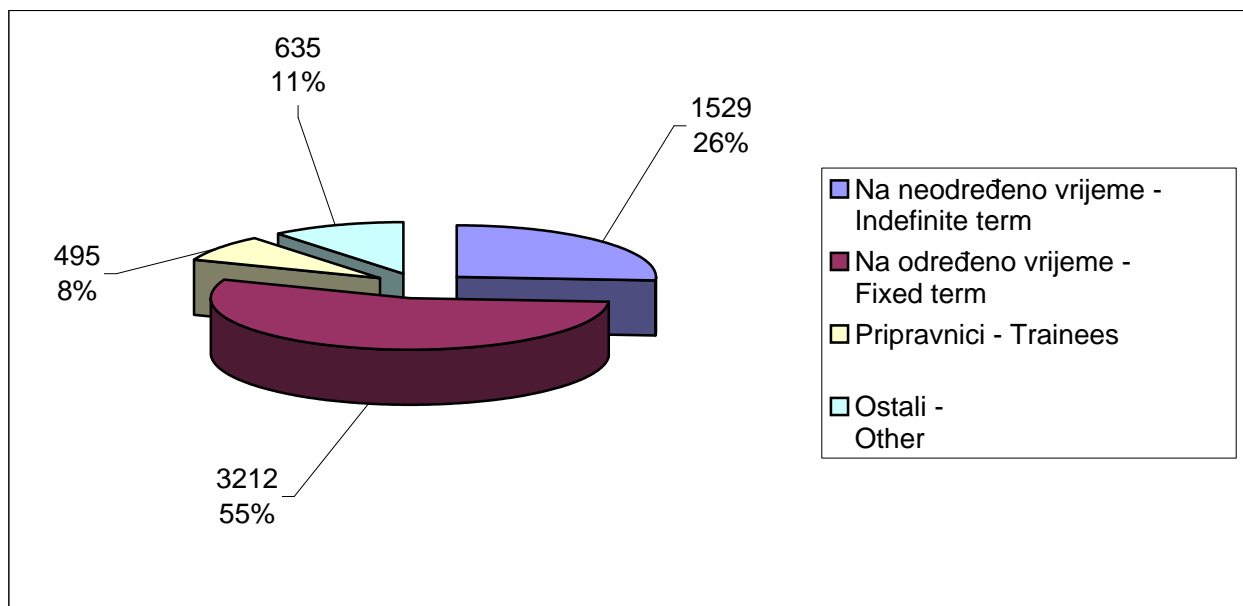
ANNOUNCED VACANCIES BY JOB TYPE, EMPLOYMENT CONTRACT TYPE AND EDUCATIONAL LEVEL IN FEBRUARY 2008

Stepen stručne spreme Educational level	Ukupno Total	Vrsta radnog mjesta Type of job		Vrsta radnog odnosa employment Type of			
		Novootvorena - Newly created	Upraznjena - Vacancy	Na neodređeno vrijeme - Indefinite term	Na određeno vrijeme - Fixed term	Pripravnici - Trainees	Ostali - Other
I	965	500	465	236	559	0	170
II	283	162	121	49	127	0	107
III	1472	802	670	430	912	2	128
IV	2019	897	1122	516	1179	146	178
V	68	26	42	13	24	0	31
VI	168	42	126	36	70	47	15
VII-1	878	380	498	238	334	300	6
VII-2	18	5	13	11	7	0	0
VIII	0	0	0	0	0	0	0
UKUPNO - TOTAL	5871	2814	3057	1529	3212	495	635

G 18

STRUKTURA OGLAŠENIH SLOBODNIH RADNIH MJESTA PREMA VRSTI RADNOG ODNOSA U MJESECU FEBRUARU 2008. GODINE

STRUCTURE OF ANNOUNCED VACANCIES BY EMPLOYMENT CONTRACT TYPE IN FEBRUARY 2008



Mjesečni statistički bilten

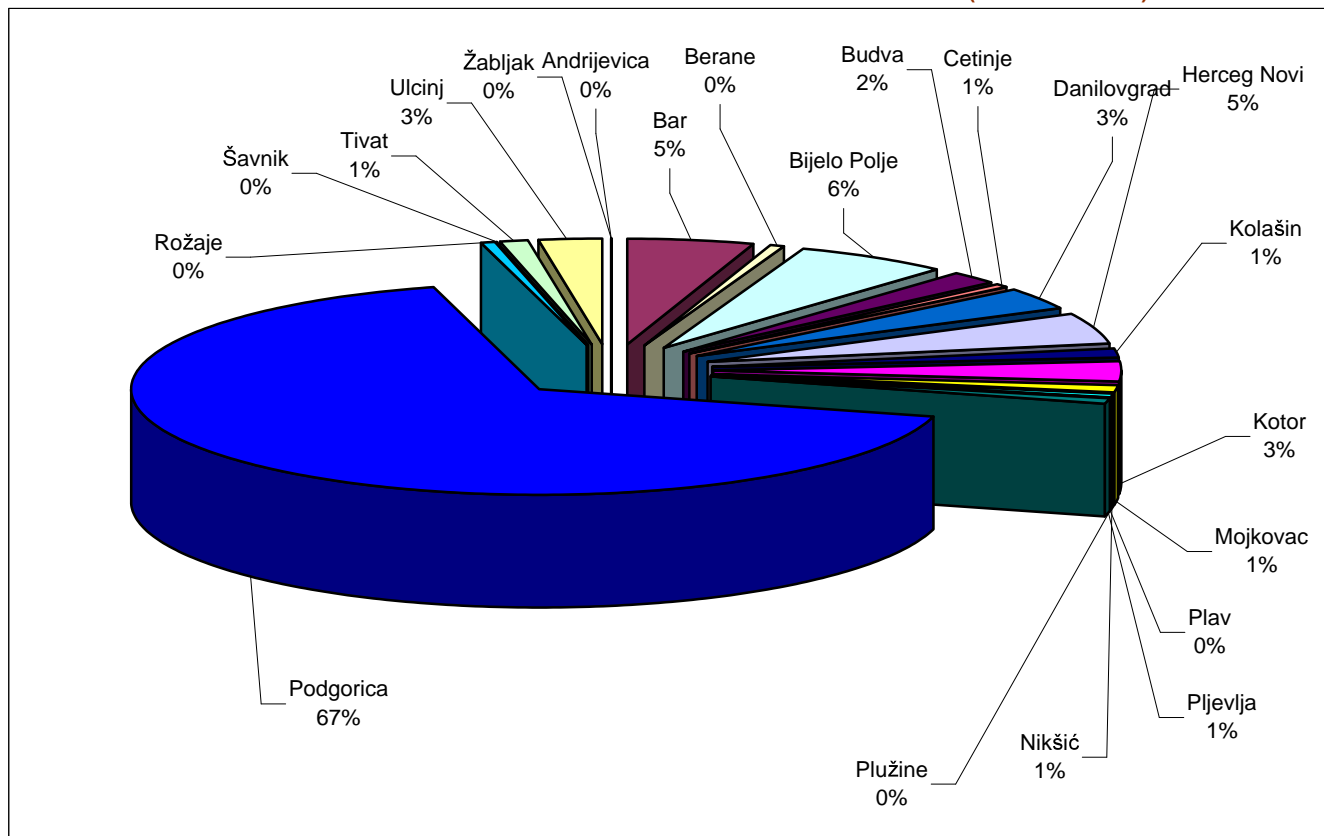
Februar 2008. godine

Redni broj --- Row number	Opština --- Municipality	Ukupan broj novozaposlenih lica (podaci Fonda PIO) Total number of newly employed (fund PIO data)	Broj lica zaposlenih posredstvom ZZZCG Number of employed through EAM brokerage	Pripravnici Trainees	Stepen stručne spreme			
					I	II	III	
					Ukupno Total	Ukupno Total	Ukupno Total	Pripravnici Trainees
1.	Andrijevica	0	3	1	0	0	0	0
2.	Bar	147	196	5	36	8	58	0
3.	Berane	14	48	3	9	0	9	0
4.	Bijelo Polje	172	146	7	22	5	39	0
5.	Budva	60	118	0	20	1	42	0
6.	Cetinje	17	37	8	3	0	8	1
7.	Danilovgrad	95	49	0	15	3	12	0
8.	Herceg Novi	135	133	5	19	13	43	0
9.	Kolašin	37	4	1	0	0	2	0
10.	Kotor	90	116	4	23	9	22	0
11.	Mojkovac	28	25	2	2	0	14	0
12.	Nikšić	18	342	7	27	8	113	0
13.	Plav	0	4	3	0	0	0	0
14.	Plužine	0	2	0	1	0	1	0
15.	Pljevlja	29	89	0	10	2	30	0
16.	Podgorica	1917	1172	78	146	34	287	3
17.	Rožaje	14	27	1	7	0	9	0
18.	Šavnik	0	1	0	0	0	0	0
19.	Tivat	31	45	1	7	2	18	0
20.	Ulcinj	72	99	5	21	6	36	0
21.	Žabljak	0	6	1	0	0	3	0
	Ukupno --- Total	2876	2662	132	368	91	746	4

G 19

STRUKTURA ZASNIVANJA RADNOG ODNOSA PREMA OPŠTINAMA
U MJESECU FEBRUARU 2008. GODINE (PODACI FONDA PIO)

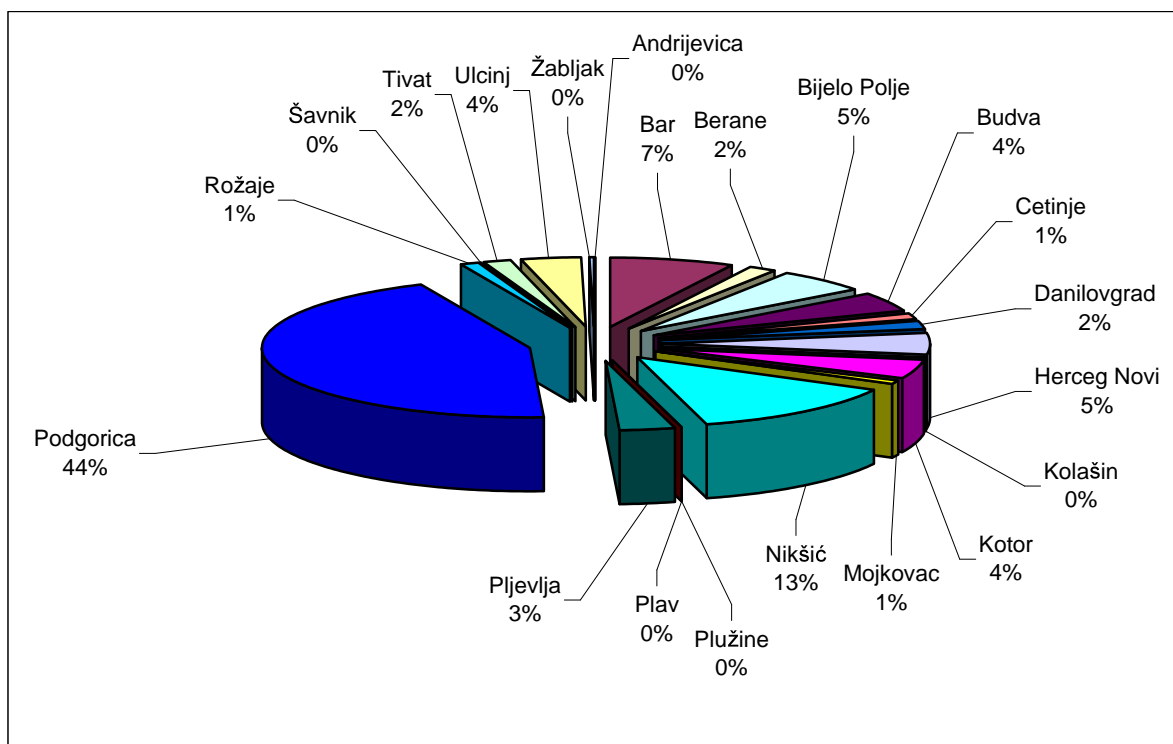
STRUCTURE OF NEWLY EMPLOYED BY MUNICIPALITIES IN FEBRUARY 2008 (PIO FUND DATA)



Educational level											
IV		V		VI		VII-1		VII-2		VIII	
Ukupno Total	Pripravnici Trainees	Ukupno Total	Pripravnici Trainees	Ukupno Total	Pripravnici Trainees	Ukupno Total	Pripravnici Trainees	Ukupno Total	Pripravnici Trainees	Ukupno Total	Pripravnici Trainees
3	1	0	0	0	0	0	0	0	0	0	0
61	1	0	0	16	3	17	1	0	0	0	0
24	2	0	0	3	0	3	1	0	0	0	0
53	3	0	0	13	4	14	0	0	0	0	0
40	0	0	0	4	0	11	0	0	0	0	0
14	0	0	0	0	0	12	7	0	0	0	0
11	0	0	0	1	0	7	0	0	0	0	0
37	1	0	0	7	2	13	2	1	0	0	0
2	1	0	0	0	0	0	0	0	0	0	0
41	1	0	0	10	1	10	2	1	0	0	0
3	0	1	0	0	0	5	2	0	0	0	0
140	1	3	0	14	2	37	4	0	0	0	0
4	3	0	0	0	0	0	0	0	0	0	0
0	0	0	0	0	0	0	0	0	0	0	0
39	0	1	0	3	0	4	0	0	0	0	0
522	20	6	0	42	6	133	48	2	1	0	0
8	0	0	0	0	0	3	1	0	0	0	0
1	0	0	0	0	0	0	0	0	0	0	0
9	0	1	0	3	0	5	1	0	0	0	0
20	1	1	0	5	1	10	3	0	0	0	0
2	0	0	0	1	1	0	0	0	0	0	0
1034	35	13	0	122	20	284	72	4	1	0	0

BROJ ZAPOSLENIH LICA POSREDSTVOM ZAVODA ZA ZAPOSŁJAVANJE U MJESECU FEBRUARU 2008. GODINE
 NUMBER OF PERSONS EMPLOYED THROUGH EAM BROKERAGE IN FEBRUARY 2008

G 20



T 13

PREGLED ZASNIVANJA RADNOG ODNOSA POSREDSTVOM ZZZCG PO DJELATNOSTIMA I STRUČNOJ SPREMI U FEBRUARU 2008. GODINE

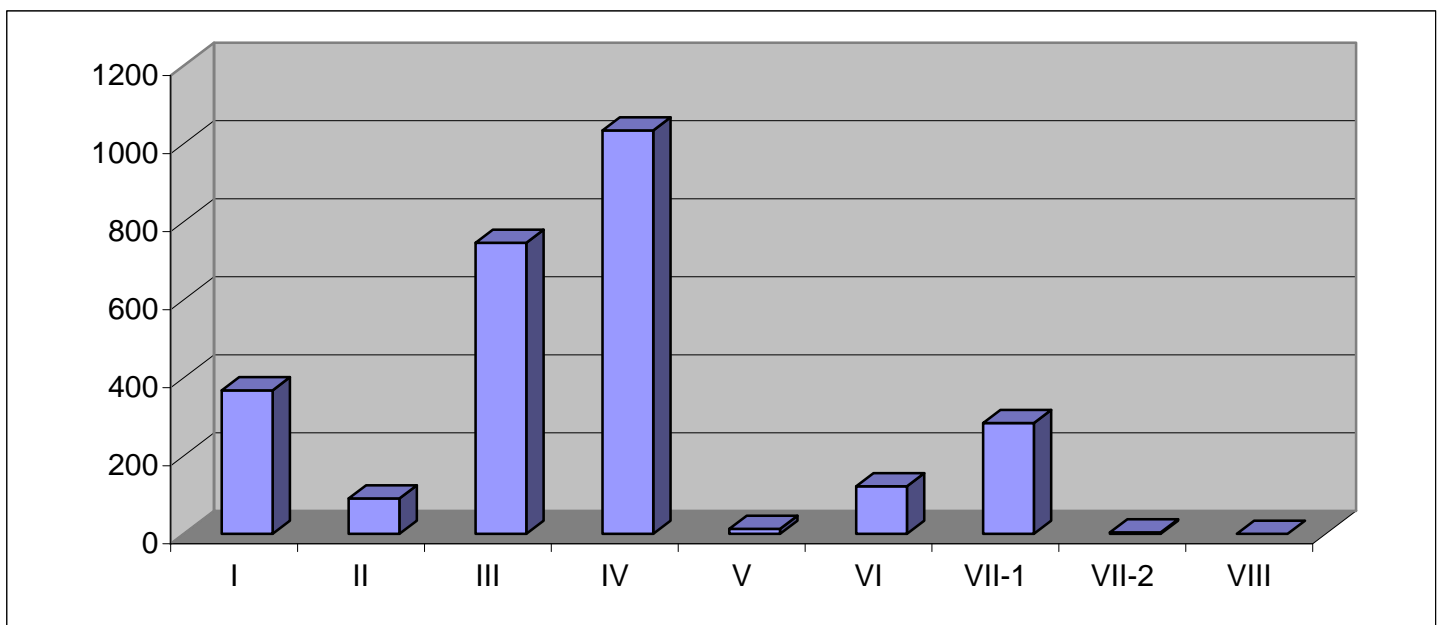
EMPLOYED THROUGH EAM BROKERAGE BY ACTIVITY AND EDUCATIONAL LEVEL IN FEBRUARY 2008

Djelatnost	UKUPNO TOTAL	Pripravnici Trainees	Stepen stručne spreme			
			I	II	III	
			Ukupno Total	Ukupno Total	Ukupno Total	Pripravnici Trainees
A Poljoprivreda, lov i šumarstvo	24	1	7	1	8	0
B Ribarstvo	0	0	0	0	0	0
V Vađenje ruda i kamena	65	2	18	1	29	0
G Prerađivačka industrija	306	8	56	19	98	1
D Proizvodnja i snabdijevanje električnom energijom, gasom i vodom	11	0	2	0	3	0
Đ Građevinarstvo	222	6	58	21	73	0
E Trgovina na veliko i trgovina na malo; opravka motornih vozila, motocikala i predmeta za ličnu upotrebu i domaćinstvo	1094	31	121	28	331	1
Ž Hoteli i restorani	170	1	30	3	59	0
Z Saobraćaj, skladištenje i veze	171	4	16	3	43	0
I Finansijsko posredovanje	68	11	1	0	5	0
J Aktivnosti u vezi sa nekretninama, iznajmljivanje i poslovne aktivnosti	154	20	22	4	29	0
K Državna uprava i odbrana; obavezno socijalno osiguranje	66	19	0	1	5	1
L Obrazovanje	59	3	8	2	4	0
LJ Zdravstveni i socijalni rad	52	14	0	1	3	0
M Ostale komunalne , društvene i lične uslužne aktivnosti	200	12	29	7	56	1
N Privatna domaćinstva sa zaposlenim licima	0	0	0	0	0	0
NJ Eksteritorijalne organizacije i tijela	0	0	0	0	0	0
UKUPNO	2662	132	368	91	746	4

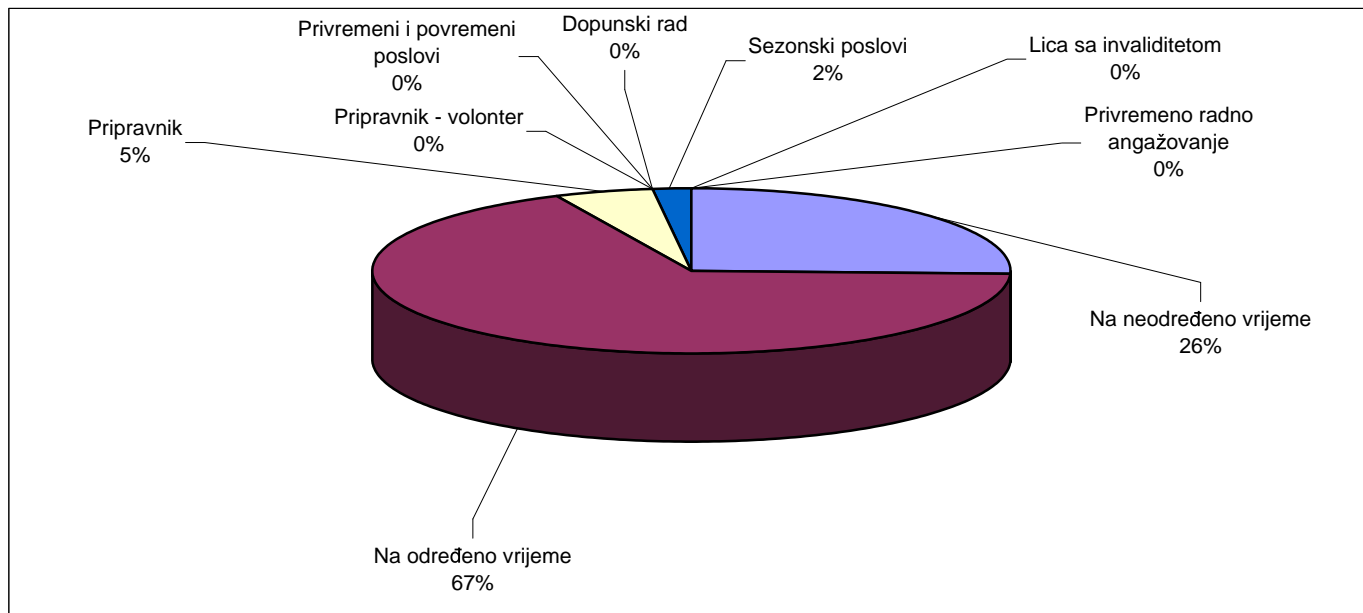
G 21

STRUKTURA ZASNIVANJA RADNOG ODNOSA POSREDSTVOM ZZZCG PO STEPENU STRUČNE SPREME U MJESECU FEBRUARU 2008. GODINE

STRUCTURE OF EMPLOYED THROUGH EAM BROKERAGE BY EDUCATIONAL LEVEL IN FEBRUARY 2008



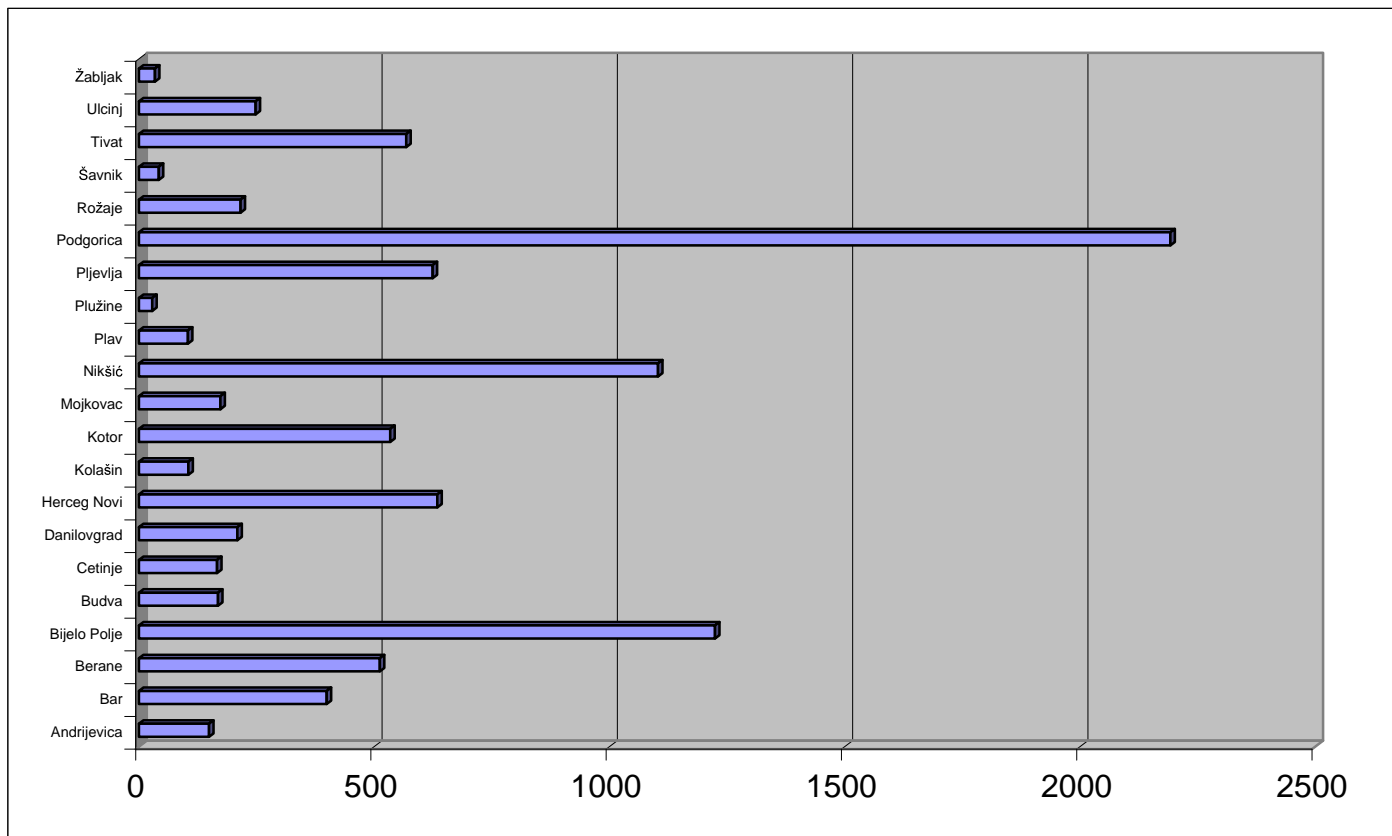
Vrsta radnog odnosa - angažovanja	UKUPNO TOTAL	Način zapošljavanja Type of recruitment			Type of employment-recruitment
		Iz radnog odnosa Labour based	Sa evidencije nezaposlenih lica From the register of unemployed	Ostalo Other	
Na neodređeno vrijeme	680	25	511	144	Indefinite term
Na određeno vrijeme	1796	67	1440	289	Fixed term
Pripravnik	132	1	117	14	Trainee
Pripravnik - volonter	0	0	0	0	Trainee volunteer
Dopunski rad	1	0	0	1	Additional work
Privremeni i povremeni poslovi	0	0	0	0	Temporary and occasional jobs
Sezonski poslovi	53	0	35	18	Seasonal jobs
Privremeno radno angažovanje	0	0	0	0	Temporary work
Lica sa invaliditetom	0	0	0	0	Persons with disability
UKUPNO	2662	93	2103	466	TOTAL



THE MOST DEMANDED OCCUPATIONS BY REGISTERED VACANCIES IN FEBRUARY 2008

Šifra zanimanja Occupation code	Zanimanje Occupation	Broj traženih radnika Number of vacancies	Zanimanje Occupation
409901	SŠS-IV	1072	Secondary education - IV level
109900	Lica bez zanimanja i stručne spreme (I SSS - NK)	882	Persons without occupation or degree (I - unskilled)
306400	Prodavac (III SSS i KV)	321	Salesman (III and skilled)
309901	SSS-III	312	Secondary education - III level
716700	Diplomirani ekonomista za opštu ekonomiju, bankarstvo i finansije (VII/1 SSS)	132	Economist for general economics, banking and finance (VII/1)
306513	Kelner	124	Waiter (III)
406700	Ekonomski tehničar (IV SSS)	114	Technician in business administration (IV)
716800	Diplomirani pravnik (VII/1 SSS)	104	Lawyer (VII/1)
206522	Sobarica	103	Chambermaid
719900	VSS	101	University education
305600	Vozač drumskog vozila (III SSS i KV)	101	Road vehicle driver (III and skilled)
406435	Prodavac mješovite robe	74	Mixed goods salesman
306515	Kuvar jednostavnih jela	71	Simple dishes cook
406400	Trgovacki tehničar (IV SSS)	66	Technician in trade (IV)
715200	Diplomirani inženjer građevinarstva (VII/1 SSS)	56	Engineer in civil engineering (VII/1)
408201	Maturant gimnazije (IV SSS)	54	Graduate from comprehensive grammar school (IV)
406513	Konobar	52	Waiter (IV)
409002	Medicinska sestra	51	Nurse
619900	VŠS	50	Post-secondary education
717502	Profesor razredne nastave	40	Teacher in primary school (I-III grade)
301035	Stolar za montažu, opravke i održavanje	40	Carpenter for installation, repair and maintenance
406453	Komercijalni tehničar	32	Technician in sales
406434	Prodavac tekstilne robe	31	Textile goods salesman
306702	Kasir	31	Cashier
305604	Vozač teretnjaka	31	Cargo vehicle driver
304221	Obučar	30	Shoemaker
717534	Profesor engleskog jezika	29	English language teacher
205200	Pomoćni građevinski radnik (II SSS i PK)	29	Auxiliary construction worker (II and semi-skilled)
716710	Diplomirani ekonomista	28	Economist
506517	Barmen	27	Bartender
305605	Vozač autobusa	27	Bus driver
302431	Elektroinstalater	27	Electric devices installer
409021	Pedijatrijska sestra	26	Nurse in paediatrics
406523	Recepcionar	26	Receptionist
406515	Kuvar	26	Cook
305231	Rukovalac jednostavnim građevinskim mašinama	26	Operator of simple construction machines
715100	Diplomirani inženjer arhitekture (VII/1 SSS)	25	Engineer in architecture (VII/1)
405604	Vozač teretnog motornog vozila	25	Cargo motor-vehicle driver
206400	Rukovalac robom - pomoćni prodavac (II SSS i PK)	25	Goods operator - auxiliary salesman (II)
616700	Ekonomista za finansije, računovodstvo i bankarstvo (VI/1 SSS)	24	Economist for finance, accounting and banking (VI/1)
409200	Farmaceutski tehničar (IV SSS)	24	Technician in pharmaceuticals
104501	Komunalni higijeničar	24	Hygiene worker in public utilities
302220	Automehaničar	23	Car body mechanic
301813	Bravar	23	Locksmith
306517	Točilac pića	21	Drinks pourer
204504	Perač rublja	21	Lauderer
104502	Čistac prostorija	21	Premises sweeper
409101	Stomatološka sestra	20	Nurse in dentistry
206515	Pomoćni kuvar	19	Auxiliary cook
719000	Doktor medicine (VII/1 SSS)	18	Doctor in medicine (VII/1)

Redni broj --- Row number	Opština --- Municipality	Iznos sredstava Amount	Broj isplata Number of claimants	Žene Women	Stepen stručne spreme					
					I		II		III	
					Ukupno --- Total	Žene --- Women	Ukupno --- Total	Žene --- Women	Ukupno --- Total	Žene --- Women
1.	Andrijevica	8322,88	149	47	49	14	0	0	65	21
2.	Bar	18755,25	399	223	90	37	58	28	88	61
3.	Berane	21919,64	512	121	232	36	0	0	213	61
4.	Bijelo Polje	39553,60	1224	471	436	158	91	51	459	159
5.	Budva	10207,65	168	71	22	10	25	7	66	31
6.	Cetinje	6945,00	166	81	45	25	7	5	68	32
7.	Danilovgrad	8805,00	209	49	47	4	8	3	80	15
8.	Herceg Novi	20167,32	634	323	32	14	85	58	222	74
9.	Kolašin	3321,00	105	23	38	3	4	3	39	12
10.	Kotor	17393,46	534	173	46	10	74	45	197	26
11.	Mojkovac	5589,00	173	51	42	4	19	1	58	24
12.	Nikšić	49602,95	1103	494	220	102	175	56	374	165
13.	Plav	4504,88	104	19	40	6	0	0	39	9
14.	Plužine	1164,00	28	7	3	0	3	0	12	3
15.	Prijevlja	21126,92	624	243	142	13	116	35	187	71
16.	Podgorica	84881,79	2192	722	429	99	157	69	812	253
17.	Rožaje	8943,71	216	68	74	21	0	0	102	33
18.	Šavnik	1468,50	42	12	16	3	4	1	12	3
19.	Tivat	18614,39	568	140	35	8	69	12	219	25
20.	Ulcinj	12268,05	248	96	63	20	53	17	58	12
21.	Žabljak	1199,95	34	15	4	2	6	1	14	6
	Ukupno --- Total	364754,94	9432	3449	2105	589	954	392	3384	1096



Educational level											
IV		V		VI		VII-1		VII-2		VIII	
Ukupno ---- Total	Žene ---- Women	Ukupno ---- Total	Žene ---- Women	Ukupno ---- Total	Žene ---- Women	Ukupno ---- Total	Žene ---- Women	Ukupno ---- Total	Žene ---- Women	Ukupno ---- Total	Žene ---- Women
25	7	0	0	7	3	3	2	0	0	0	0
135	86	2	1	26	10	0	0	0	0	0	0
47	13	0	0	13	6	7	5	0	0	0	0
183	83	3	1	23	8	29	11	0	0	0	0
48	16	1	1	6	6	0	0	0	0	0	0
40	18	3	0	0	0	2	1	0	0	1	0
50	21	13	2	6	3	5	1	0	0	0	0
184	137	33	5	32	14	43	20	3	1	0	0
24	5	0	0	0	0	0	0	0	0	0	0
143	62	18	4	26	14	30	12	0	0	0	0
36	16	2	0	6	2	10	4	0	0	0	0
259	133	7	3	35	14	33	21	0	0	0	0
21	3	0	0	2	0	2	1	0	0	0	0
8	3	0	0	2	1	0	0	0	0	0	0
133	96	3	1	27	16	16	11	0	0	0	0
570	250	92	6	37	15	93	29	0	0	2	1
28	8	0	0	9	5	3	1	0	0	0	0
9	4	0	0	1	1	0	0	0	0	0	0
126	71	50	3	16	8	53	13	0	0	0	0
68	41	5	5	1	1	0	0	0	0	0	0
6	3	0	0	1	1	3	2	0	0	0	0
2143	1076	232	32	276	128	332	134	3	1	3	1

STRUKTURA BROJA ISPLATA NOVČANE NAKNADE PO STEPENU STRUČNE SPREME
U MJESECU FEBRUARU 2008. GODINE

G 25

STRUCTURE OF NUMBER OF UNEMPLOYMENT BENEFITS PAID
OFF BY EDUCATIONAL LEVEL IN FEBRUARY 2008

