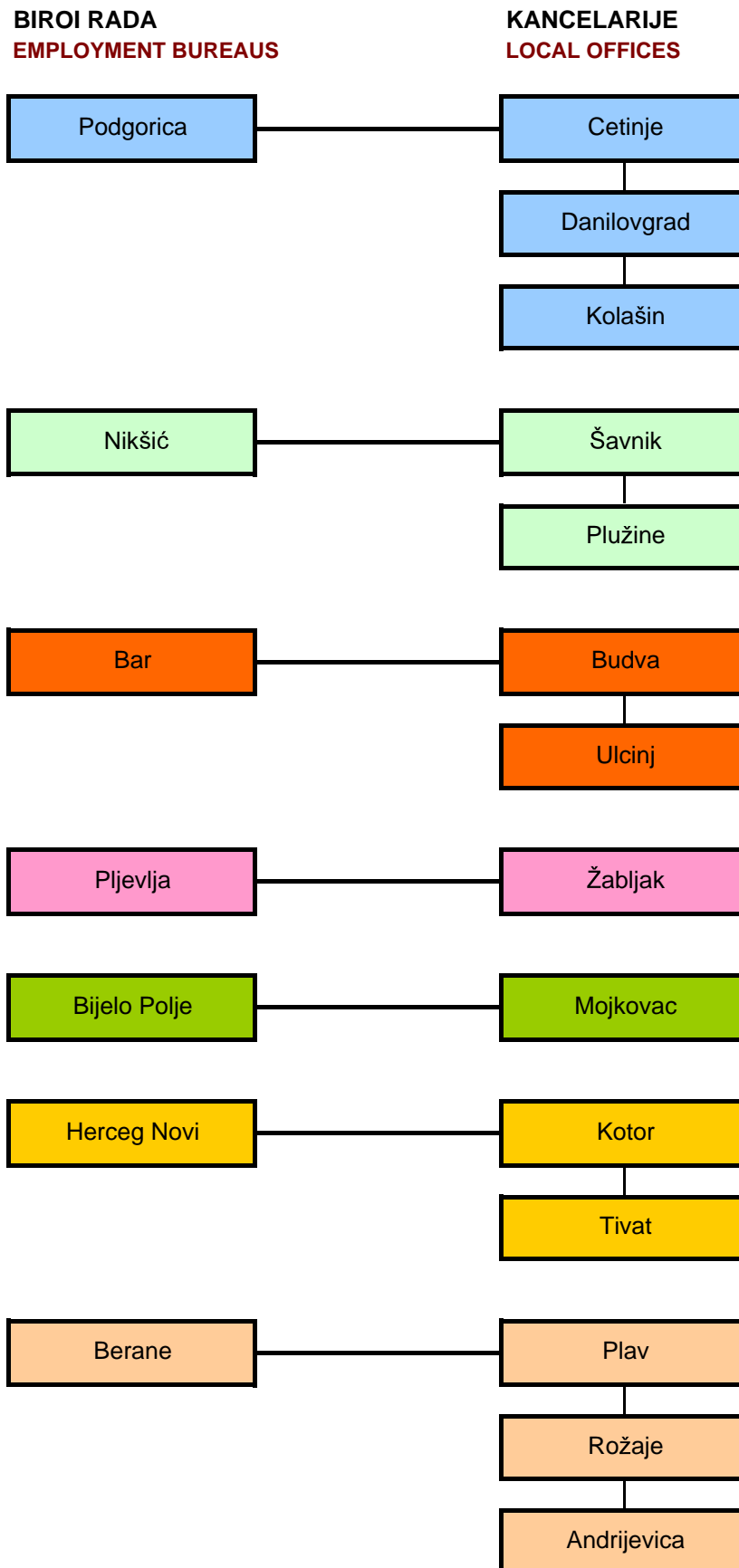


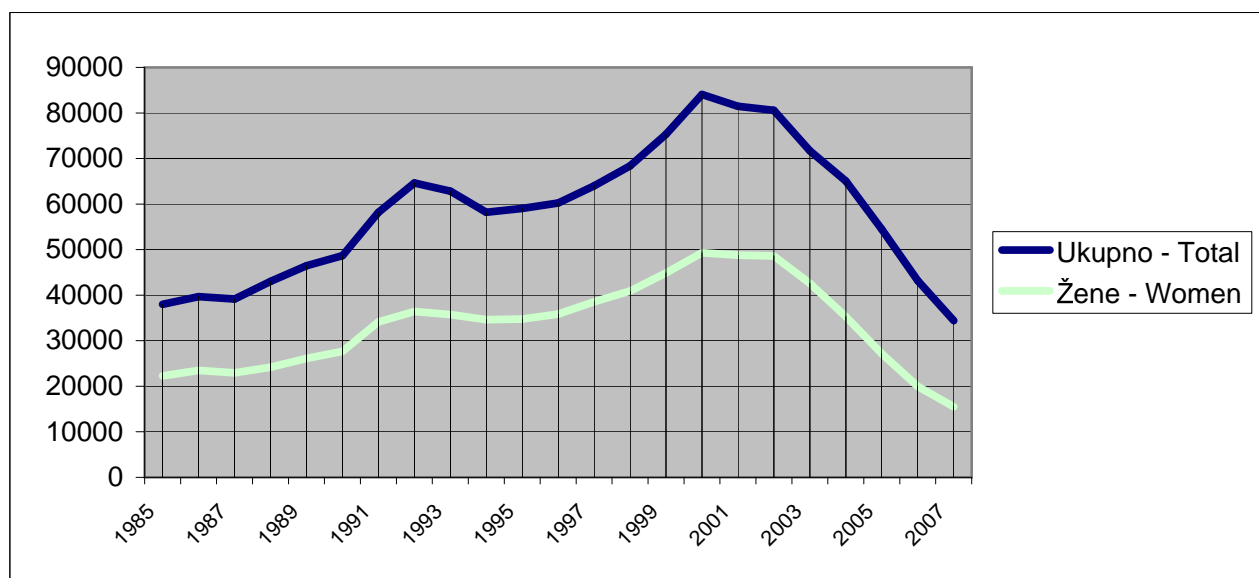
**BIROI RADA SA KANCELARIJAMA ZAVODA ZA ZAPOŠLJAVANJE CRNE GORE**  
**EMPLOYMENT BUREAUS WITH LOCAL OFFICES OF EAM**





Godina Year	Novo- prijavljeni ----- Newly registered	Zaposleni sa evidencije ZZZCG ----- Employed from register	Prestanak vođenja evidencije ---- Termination of keeping evidence	Nezaposlena lica (prosjeak) Unemployed persons (average)					Prijavljene potrebe za radnicima i pripravniciima ----- Registered vacancies
				Ukupno --- Total	Lančani indeks ---- Chain index	Žene --- Women	Prvi put traže zaposlenje ---- First-time job seekers	Korisnici novčane naknade ---- Unemployment benefit claimants	
1985	25824	13536	...	37973	108,86	22297	30331	1296	23480
1986	27180	13764	...	39666	104,45	23479	29825	1698	24791
1987	26508	11832	...	39146	98,68	22938	29141	2024	22579
1988	23804	11168	...	43001	109,84	24166	31031	3751	20807
1989	22620	10469	...	46450	108,02	26112	33623	3807	20579
1990	24792	8816	...	48684	104,80	27667	35712	5179	15547
1991	21292	5832	7789	58144	119,43	34109	34809	5374	14009
1992	26079	5814	...	64632	111,15	36418	36809	5051	11474
1993	19771	3564	...	62818	97,19	35741	36749	2351	10028
1994	17192	4798	...	58188	92,62	34601	34012	1487	13427
1995	23035	5746	17565	59045	101,47	34762	35613	2480	17967
1996	24755	5648	14991	60225	101,99	35852	36610	3479	18540
1997	24124	5044	15332	63995	106,25	38539	38697	3072	16185
1998	24802	4845	15612	68373	106,84	40895	41070	3096	18420
1999	30134	4764	14579	75303	110,13	44892	45939	2686	11457
2000	27129	5815	19982	84061	111,63	49289	50570	2363	16404
2001	25449	7689	19125	81468	96,91	48774	48912	2223	18438
2002	23945	6734	20762	80584	98,91	48618	47766	2533	22243
2003	35533	10681	31646	71679	88,94	42607	41643	2900	32455
2004	35967	15222	37592	65064	90,77	35287	33387	4432	31065
2005	30035	21077	42809	54459	83,70	27152	23010	6137	34994
2006	31561	23463	42969	43190	79,31	19949	14855	7833	48284
2007	26263	31897	34933	34396	79,64	15513	10069	8654	63898

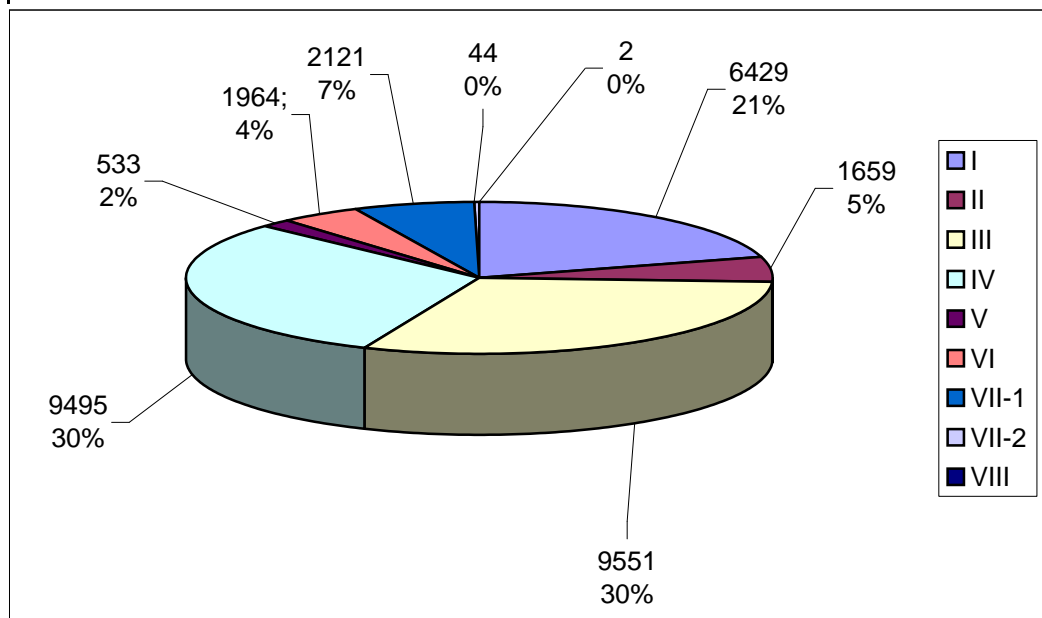
NEZAPOSLENA LICA PREMA POLU OD 1985. DO 2007. GODINE  
UNEMPLOYED PERSONS BY GENDER FROM 1985 TO 2007



Redni broj ---- Row number	Sadržaj	Ukupno Total	Žene Women	Stepen stručne spreme					
				I		II		III	
				Ukupno Total	Žene Women	Ukupno Total	Žene Women	Ukupno Total	Žene Women
1.	<b>NEZAPOSLENI KRAJEM PRETHODNOG MJESECA</b>	<b>31469</b>	<b>13954</b>	<b>6417</b>	<b>2196</b>	<b>1658</b>	<b>749</b>	<b>9665</b>	<b>3467</b>
2.	<b>NOVOPRIJAVLJENI U IZVEŠTAJNOM MJESECU</b>	<b>2105</b>	<b>1003</b>	<b>404</b>	<b>144</b>	<b>70</b>	<b>34</b>	<b>540</b>	<b>187</b>
2.1.	Prvi put, nema zapošljavanja	332	136	83	22	1	0	38	11
2.2.	Prvi put, ima zapošljavanja	355	169	48	15	9	4	88	30
2.3.	Nije prvi put, nema zapošljavanja	397	182	121	48	14	8	106	30
2.4.	Nije prvi put, ima zapošljavanja	1021	516	152	59	46	22	308	116
3.	<b>RAZLOZI PRESTANKA RADNOG ODNOSA</b>	<b>353</b>	<b>186</b>	<b>72</b>	<b>27</b>	<b>24</b>	<b>13</b>	<b>87</b>	<b>36</b>
3.1.	Navršениh 65 godina života i 15 godina staža osiguranja	0	0	0	0	0	0	0	0
3.2.	Pismena izjava zaposlenog da želi da raskine radni odnos (otkaz ugovora o radu)	26	14	5	1	2	1	8	5
3.3.	Odbijanje raspoređivanja na drugo radno mjesto zbog potreba procesa rada	1	0	0	0	1	0	0	0
3.4.	Isplaćena otpremnina zaposlenom za čijim je radom prestala potreba	72	30	13	4	9	6	16	4
3.5.	Zaključivanje sporazuma s poslodavcem o prestanku radnog odnosa	20	11	0	0	2	1	9	6
3.6.	Istek rada na određeno vrijeme u svojstvu pripravnika	20	15	0	0	0	0	0	0
3.7.	Istek rada na određeno vrijeme	192	100	51	20	10	5	47	17
3.8.	Istek radnog angažovanja nezaposlenog lica	9	8	1	1	0	0	3	2
3.9.	Ostali razlozi utvrđeni zakonom ili kolektivnim ugovorom	6	4	1	1	0	0	1	0
3.10.	Stečaj preduzeća	3	2	0	0	0	0	1	0
3.11.	Izrečena mjera prestanka radnog odnosa zbog povrede radnih dužnosti i obaveza	1	0	0	0	0	0	0	0
3.12.	Prestanak rada poslodavca	3	2	1	0	0	0	2	2
4.	<b>ZAPOŠLJAVANJE POSREDSTVOM ZAVODA ZA ZAPOŠLJAVANJE</b>	<b>2614</b>	<b>1240</b>	<b>401</b>	<b>135</b>	<b>87</b>	<b>41</b>	<b>728</b>	<b>271</b>
4.1.	Na neodređeno vrijeme	681	265	109	30	29	12	193	55
4.2.	Na određeno vrijeme	1755	864	278	101	57	28	526	211
4.3.	Prispravnik	140	95	0	0	0	0	1	0
4.4.	Prispravnik - volonter	0	0	0	0	0	0	0	0
4.5.	Dopunski rad	5	0	0	0	0	0	0	0
4.6.	Privremeni i povremeni poslovi	0	0	0	0	0	0	0	0
4.7.	Sezonski poslovi	33	16	14	4	1	1	8	5
4.8.	Privremeno radno angažovanje	0	0	0	0	0	0	0	0
4.9.	Lica sa invaliditetom	0	0	0	0	0	0	0	0
5.	<b>PRESTANAK VOĐENJA EVIDENCIJE</b>	<b>2531</b>	<b>1261</b>	<b>470</b>	<b>197</b>	<b>79</b>	<b>48</b>	<b>691</b>	<b>249</b>
6.	<b>NEZAPOSLENI KRAJEM IZVJEŠTAJNOG MJESECA</b>	<b>31258</b>	<b>13764</b>	<b>6429</b>	<b>2159</b>	<b>1659</b>	<b>744</b>	<b>9551</b>	<b>3415</b>
6.1.	Od ukupno nezaposlenih - prvi put traže zaposlenje	8047	3788	1677	699	403	184	2301	828

Educational level												Contents
IV		V		VI		VII-1		VII-2		VIII		
Ukupno Total	Žene Women	Ukupno Total	Žene Women	Ukupno Total	Žene Women	Ukupno Total	Žene Women	Ukupno Total	Žene Women	Ukupno Total	Žene Women	
<b>9606</b>	<b>5472</b>	<b>534</b>	<b>38</b>	<b>1453</b>	<b>781</b>	<b>2052</b>	<b>1215</b>	<b>82</b>	<b>34</b>	<b>2</b>	<b>2</b>	UNEMPLOYED AT THE END OF PREVIOUS MONTH
<b>688</b>	<b>408</b>	<b>8</b>	<b>1</b>	<b>89</b>	<b>48</b>	<b>298</b>	<b>177</b>	<b>8</b>	<b>4</b>	<b>0</b>	<b>0</b>	NEWLY-REGISTERED IN THE REPORTING MONTH
106	45	1		11	4	92	54	0	0	0	0	First-time, no previous employment
124	79	1	0	8	1	70	37	7	3	0	0	First-time, with previous employment
116	70			12	5	28	21	0	0	0	0	Not first time, no previous employment
342	214	6	1	58	38	108	65	1	1	0	0	Not first time, with previous employment
<b>91</b>	<b>61</b>	<b>4</b>	<b>0</b>	<b>24</b>	<b>14</b>	<b>50</b>	<b>35</b>	<b>1</b>	<b>0</b>	<b>0</b>	<b>0</b>	REASONS FOR TERMINATING EMPLOYMENT CONTRACT
0	0	0	0	0	0	0	0	0	0	0	0	Turned 65 years of age and 15 years of insurance period
8	6	0	0	0	0	3	1	0	0	0	0	Written statement of employee who wants to terminate employment contract (terms of notice of employment contract)
0	0	0	0	0	0	0	0	0	0	0	0	Refusal of transfer to another job, necessary due to the needs of the work process
24	13	1	0	6	2	3	1	0	0	0	0	Severance fee paid of to employee whose work is no longer required
7	4	0	0	2	0	0	0	0	0	0	0	Signing agreement with employer related to terminating employment contract
7	6	1	0	1	1	11	8	0	0	0	0	Expiry of fixed term traineeship employment contract
41	29	2	0	10	7	30	22	1	0	0	0	Expiry of fixed term employment
1	1	0	0	2	2	2	2	0	0	0	0	Expiry of employment of unemployed person
2	2	0	0	1	0	1	1	0	0	0	0	Other reasons defined by law or collective agreement
0	0	0	0	2	2	0	0	0	0	0	0	Enterprise bankruptcy
1	0	0	0	0	0	0	0	0	0	0	0	Pronounced measure of termination of employment contract due to violation of work duties and obligations
0	0	0	0	0	0	0	0	0	0	0	0	Business closure
<b>973</b>	<b>555</b>	<b>12</b>	<b>3</b>	<b>101</b>	<b>53</b>	<b>308</b>	<b>180</b>	<b>4</b>	<b>2</b>	<b>0</b>	<b>0</b>	EMPLOYMENT THROUGH EAM BROKERAGE
257	128	5	2	20	4	65	32	3	2	0	0	Indefinite term employment
674	397	7	1	68	43	145	83	0	0	0	0	Fixed term employment
33	24	0	0	10	6	96	65	0	0	0	0	Trainee
0	0	0	0	0	0	0	0	0	0	0	0	Trainee-volunteer
0	0	0	0	2	0	2	0	1	0	0	0	Additional work
0	0	0	0	0	0	0	0	0	0	0	0	Temporary and occasional jobs
9	6	0	0	1	0	0	0	0	0	0	0	Seasonal jobs
0	0	0	0	0	0	0	0	0	0	0	0	Temporary work
0	0	0	0	0	0	0	0	0	0	0	0	Persons with disability
<b>861</b>	<b>496</b>	<b>12</b>	<b>3</b>	<b>123</b>	<b>75</b>	<b>289</b>	<b>188</b>	<b>6</b>	<b>5</b>	<b>0</b>	<b>0</b>	TERMINATION OF KEEPING EVIDENCE
<b>9495</b>	<b>5411</b>	<b>533</b>	<b>36</b>	<b>1424</b>	<b>747</b>	<b>2121</b>	<b>1227</b>	<b>44</b>	<b>23</b>	<b>2</b>	<b>2</b>	UNEMPLOYED AT THE END OF REPORTING MONTH
<b>2587</b>	<b>1436</b>	<b>14</b>	<b>1</b>	<b>325</b>	<b>172</b>	<b>729</b>	<b>459</b>	<b>11</b>	<b>9</b>	<b>0</b>	<b>0</b>	Out of total unemployed - first time job-seekers

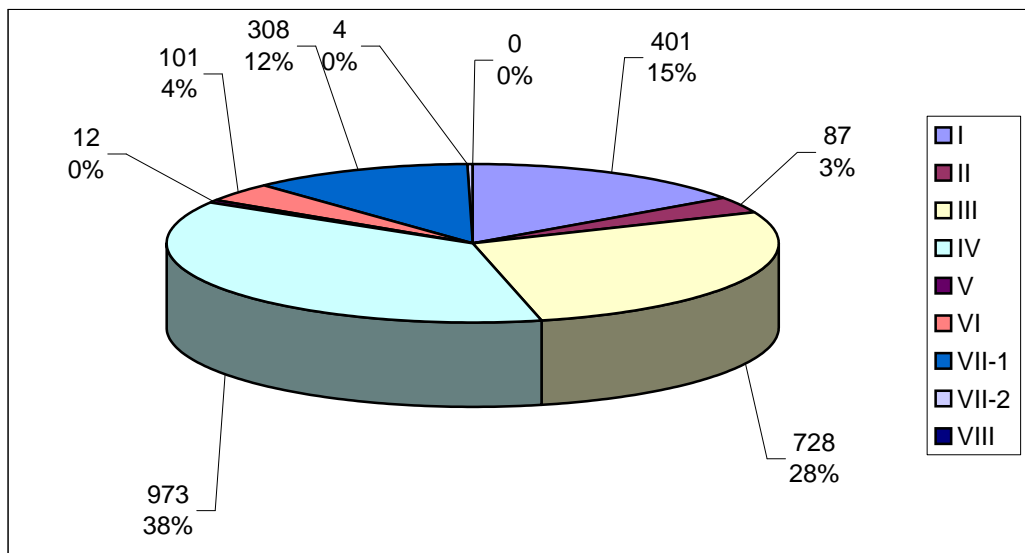
	Mjesec Month	Ukupno Total	Stepen stručne spreme			
			I	II	III	IV
Lica koja traže zaposlenje	03.2008.	31258	6429	1659	9551	9495
	03.2007.	38714	7989	2099	12200	12394
	index	80,74	80,47	79,04	78,29	76,61
Lica koja prvi put traže zaposlenje	03.2008.	8047	1677	403	2301	2587
	03.2007.	11943	2616	545	3708	3969
	index	67,38	64,11	73,94	62,06	65,18
Prijavljeni za zaposlenje	03.2008.	2105	408	67	526	688
	03.2007.	2304	405	89	628	811
	index	91,36	100,74	75,28	83,76	84,83
Novčana naknada - broj slučajeva	03.2008.	9661	2029	1078	3422	2238
	03.2007.	8420	1797	846	3015	1956
	index	114,74	112,91	127,42	113,50	114,42
Prestanak vođenja evidencije	03.2008.	2531	470	79	691	861
	03.2007.	2836	570	97	846	950
	index	89,25	82,46	81,44	81,68	90,63
Ukupne potrebe za radnicima i pripravnicima	03.2008.	5956	1148	345	1421	1902
	03.2007.	5520	1154	417	1591	1546
	index	107,90	99,48	82,73	89,31	123,03
Potrebe za pripravnicima	03.2008.	457	0	0	0	82
	03.2007.	233	0	0	3	40
	index	196,14	0,00	0,00	0,00	205,00
Zasnivanje radnog odnosa pripravnika	03.2008.	140	0	0	0	34
	03.2007.	136	0	0	2	32
	index	102,94	0,00	0,00	0,00	106,25
Zapošljavanje posredstvom Zavoda za zapošljavanje	03.2008.	2614	401	87	728	973
	03.2007.	2445	354	107	741	858
	index	106,91	113,28	81,31	98,25	113,40
Prijavljeni za zaposlenje po prestanku radnog odnosa	03.2008.	353	72	24	87	91
	03.2007.	426	75	20	97	140
	index	82,86	96,00	120,00	89,69	65,00
Nezaposlena lica na početku izvještajnog mjeseca	03.2008.	31684	6491	1671	9716	9668
	03.2007.	39246	8154	2107	12418	12533
	index	80,73	79,61	79,31	78,24	77,14
Nezaposlena lica zbog prestanka rada poslodavca	03.2008.	3	1	0	2	0
	03.2007.	5	2	0	0	1
	index	60,00	50,00	0,00	0,00	0,00



Educational level					
V	VI	VII-1	VII-2	VIII	
533	1424	2121	44	2	Job seekers
420	1695	1890	25	2	
126,90	84,01	112,22	176,00	100,00	
14	325	729	11	0	First time job seekers
24	442	634	5	0	
58,33	73,53	114,98	220,00	0,00	
8	95	305	8	0	Registered for employment
12	129	226	4	0	
66,67	73,64	134,96	200,00	0,00	
222	303	363	4	2	Unemployment benefit - number of claimants
171	327	304	2	2	
129,82	92,66	119,41	200,00	100,00	
12	123	289	6	0	Number of persons deactivated from the register
11	126	232	4	0	
109,09	97,62	124,57	150,00	0,00	
65	144	928	3	0	Total demand for workers and trainees
108	142	556	4	2	
60,19	101,41	166,91	75,00	0,00	
0	24	351	0	0	Demand for trainees
0	23	167	0	0	
0,00	104,35	210,18	0,00	0,00	
0	10	96	0	0	Employed trainees with co-funding of EAM
0	15	87	0	0	
0,00	66,67	110,34	0,00	0,00	
12	101	308	4	0	Employment through EAM brokerage
10	95	275	5	0	
120,00	106,32	112,00	80,00	0,00	
4	24	50	1	0	Registered for employment upon termination of employment contract
3	26	65	0	0	
133,33	92,31	76,92	0,00	0,00	
537	1452	2105	42	2	Unemployed at the beginning of reporting month
419	1692	1896	25	2	
128,16	85,82	111,02	168,00	100,00	
0	0	0	0	0	Unemployed due to business closure
0	2	0	0	0	
0,00	0,00	0,00	0,00	0,00	

ZAPOŠLJAVANJE POSREDSTVOM ZAVODA ZA ZAPOŠLJAVANJE U MARTU 2008. GODINE

EMPLOYMENT THROUGH EAM BROKERAGE IN MARCH 2008



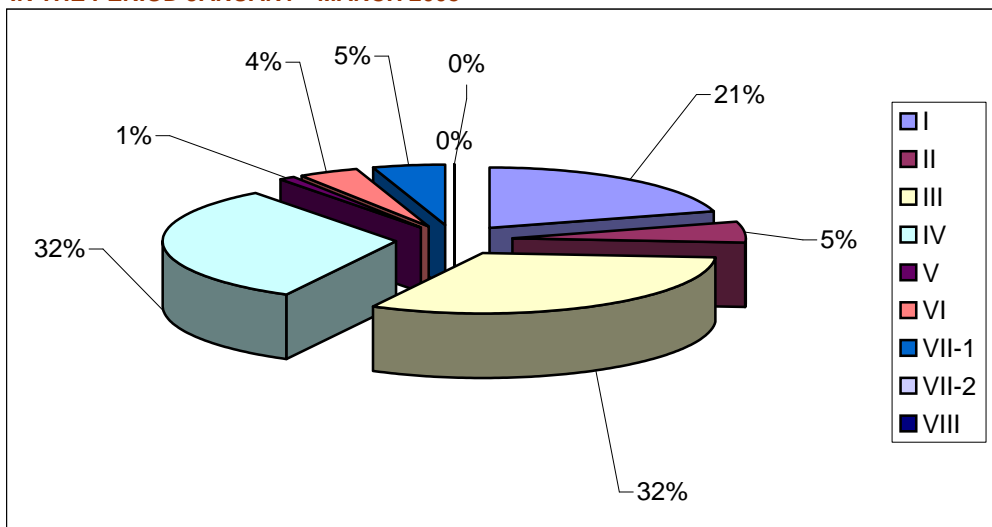
### T 3-1 NEZAPOSLENOST I ZAPOSŁJAVANJE PREMA STRUČNOJ SPREMI OD JANUARA DO MARTA 2007. I 2008. GODINE

#### UNEMPLOYMENT AND EMPLOYMENT BY EDUCATIONAL LEVEL IN THE PERIOD JANUARY-MARCH IN 2007 AND 2008

	Mjesec Month	Ukupno Total	Stepen stručne spreme			
			I	II	III	IV
Prosječan broj lica koja traže zaposlenje	01.-03.2008.	31350	6416	1657	9633	9524
	01.-03.2007.	38991	8069	2091	12347	12474
	index	80,40	79,52	79,26	78,02	76,35
Prosječan broj lica koja prvi put traže zaposlenje	01.-03.2008.	8137	1678	404	2359	2625
	01.-03.2007.	12035	2641	537	3761	3992
	index	67,61	63,53	75,28	62,73	65,76
Ukupan broj prijavljenih za zaposlenje	01.-03.2008.	6228	1178	207	1640	2104
	01.-03.2007.	7485	1435	284	2094	2490
	index	83,21	82,09	72,89	78,32	84,50
Ukupan broj novčanih naknada - broj slučajeva	01.-03.2008.	28315	6232	2988	10004	6494
	01.-03.2007.	25038	5456	2517	8945	5768
	index	113,09	114,22	118,71	111,84	112,59
Prestanak vođenja evidencije - ukupan broj lica	01.-03.2008.	6881	1241	214	1890	2321
	01.-03.2007.	7877	1517	298	2351	2659
	index	87,36	81,81	71,81	80,39	87,29
Ukupne potrebe za radnicima i pripravnicima	01.-03.2008.	15711	2929	774	3881	5221
	01.-03.2007.	13277	2730	733	3791	3722
	index	118,33	107,29	105,59	102,37	140,27
Ukupne potrebe za pripravnicima	01.-03.2008.	1147	0	0	4	269
	01.-03.2007.	707	0	0	6	118
	index	162,23	0,00	0,00	66,67	227,97
Ukupno zasnivanje radnog odnosa pripravnika	01.-03.2008.	395	0	0	4	102
	01.-03.2007.	360	0	0	6	72
	index	109,72	0,00	0,00	66,67	141,67
Ukupno zapošljavanje posredstvom Zavoda za zapošljavanje	01.-03.2008.	7129	1028	252	1955	2739
	01.-03.2007.	6292	907	203	1890	2247
	index	113,30	113,34	124,14	103,44	121,90
Ukupan broj prijavljenih za zaposlenje po prestanku radnog odnosa	01.-03.2008.	954	175	65	240	283
	01.-03.2007.	1158	228	69	285	339
	index	82,38	76,75	94,20	84,21	83,48
Ukupan broj nezaposlenih lica zbog prestanka rada poslodavca	01.-03.2008.	3	1	0	2	0
	01.-03.2007.	10	2	0	4	2
	index	30,00	50,00	0,00	50,00	0,00

### G 3-1 STRUKTURA NEZAPOSLENIH LICA PREMA STRUČNOJ SPREMI U PERIODU JANUAR - MARTU 2008. GODINE

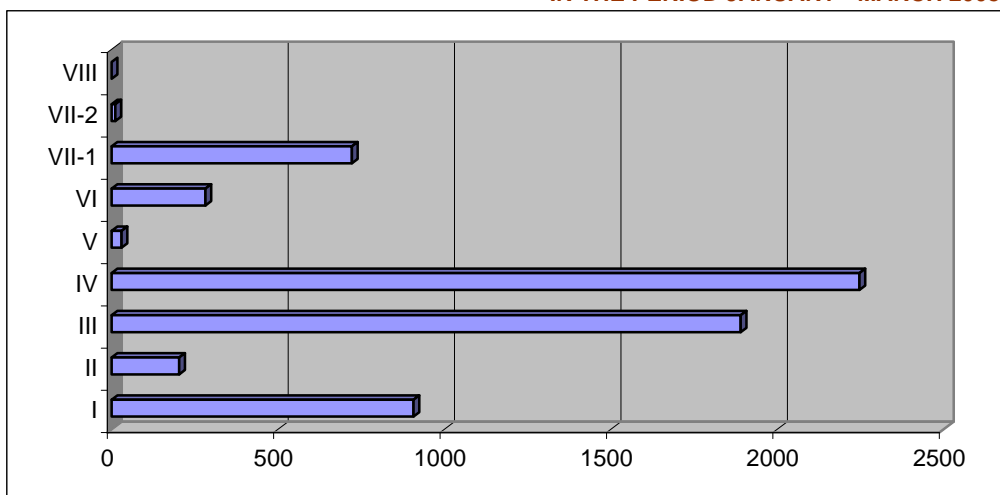
#### UNEMPLOYMENT STRUCTURE BY EDUCATIONAL LEVEL IN THE PERIOD JANUARY - MARCH 2008





Educational level					
V	VI	VII-1	VII-2	VIII	
535	1447	2080	56	2	Average number of job seekers
419	1677	1887	25	2	
127,79	86,27	110,23	224,00	100,00	
12	326	716	17	0	Average number of first time job seekers
23	440	636	5	0	
52,17	74,15	112,58	340,00	0,00	
37	272	773	16	1	Total number of registered for employment
42	443	688	8	1	
88,10	61,40	112,35	200,00	100,00	
662	915	1001	9	10	Total unemployment benefits - number of claimants
495	903	942	7	5	
133,74	101,33	106,26	128,57	200,00	
41	344	814	16	0	Total number of persons deactivated from the register
36	359	647	8	2	
113,89	95,82	125,81	200,00	0,00	
166	418	2298	24	0	Total demand for workers and trainees
193	350	1733	18	7	
86,01	119,43	132,60	133,33	0,00	
0	99	775	0	0	Total demand for trainees
0	55	527	1	0	
0,00	180,00	147,06	0,00	0,00	
0	43	244	2	0	Total employed trainees with co-funding of EAM
0	45	237	0	0	
0,00	95,56	102,95	0,00	0,00	
38	311	793	13	0	Total employment through EA brokerage
30	282	722	11	0	
126,67	110,28	109,83	118,18	0,00	
11	57	119	4	0	Total number of registered for employment upon termination of employment contract
9	98	130	0	0	
122,22	58,16	91,54	0,00	0,00	
0	0	0	0	0	Total number of unemployed due to business closure
0	2	0	0	0	
0,00	0,00	0,00	0,00	0,00	

ZAPOŠLJAVANJE POSREDSTVOM ZAVODA ZA ZAPOŠLJAVANJE U PERIODU JANUAR - MART 2008. GODINE **G 3-2**  
**EMPLOYMENT THROUGH EAM BROKERAGE**  
**IN THE PERIOD JANUARY - MARCH 2008**



# T 4

## NEZAPOSLENA LICA PREMA OPŠTINAMA, STRUČNOJ SPREMI I POLU, STANJE NA DAN 31.03.2008. GODINE

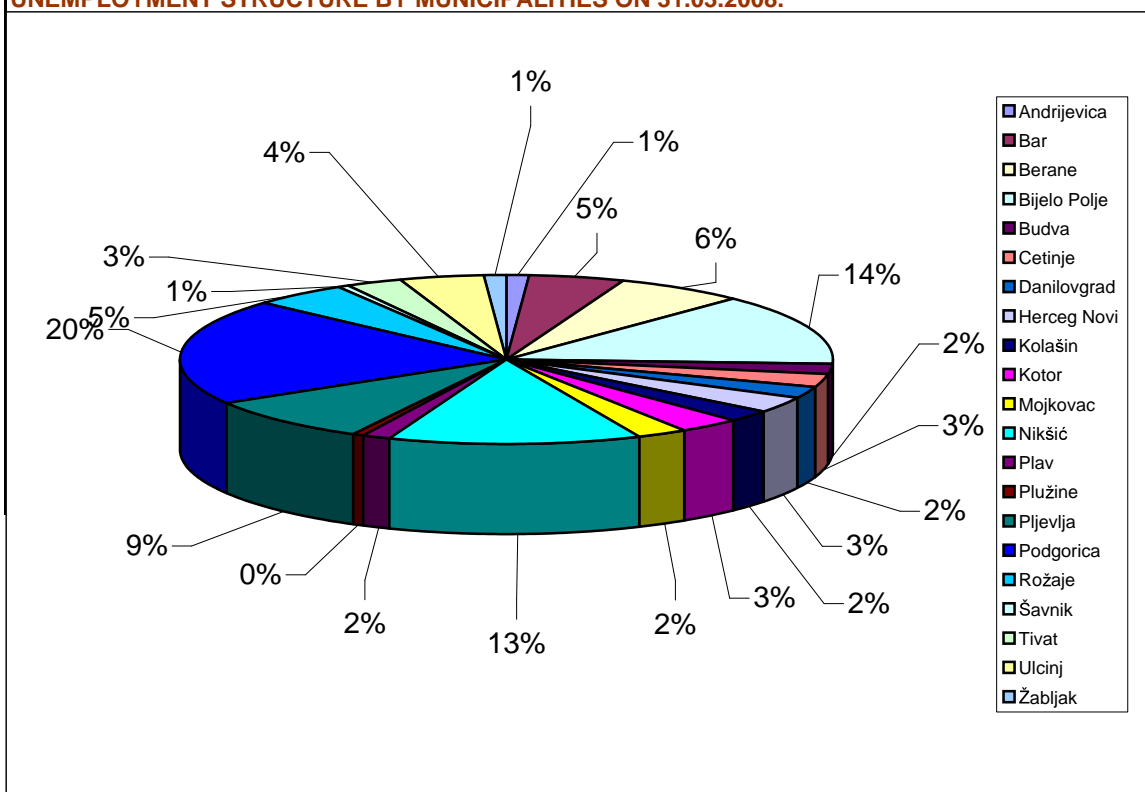
### UNEMPLOYED BY MUNICIPALITIES, EDUCATIONAL LEVEL AND GENDER - ON 31.03.2008.

Redni broj --- Row number	Opština --- Municipality	Ukupno Total	Žene Women	% žene --- Share of women	Stepen stručne spreme					
					I		II		III	
					Ukupno --- Total	Žene --- Women	Ukupno --- Total	Žene --- Women	Ukupno --- Total	Žene --- Women
1.	Andrijevica	373	148	39,7	104	37	8	2	113	41
2.	Bar	1453	848	58,4	342	195	77	46	362	200
3.	Berane	2027	728	35,9	561	133	62	12	542	166
4.	Bijelo Polje	4259	1788	42,0	1016	354	275	112	1527	566
5.	Budva	535	339	63,4	96	63	27	17	155	89
6.	Cetinje	799	383	47,9	205	87	48	23	208	87
7.	Danilovgrad	740	315	42,6	146	45	21	15	251	75
8.	Herceg Novi	944	461	48,8	57	26	119	50	324	119
9.	Kolašin	653	251	38,4	230	66	19	14	218	78
10.	Kotor	973	369	37,9	63	25	112	53	355	98
11.	Mojkovac	775	279	36,0	196	38	39	16	288	86
12.	Nikšić	3915	1868	47,7	576	195	210	98	1290	466
13.	Plav	479	169	35,3	127	37	4	1	124	32
14.	Plužine	149	60	40,3	18	7	4	2	72	22
15.	Pijevlja	2661	1202	45,2	550	140	170	63	864	321
16.	Podgorica	6383	2998	47,0	1102	375	314	168	1552	542
17.	Rožaje	1470	425	28,9	475	84	26	4	488	113
18.	Šavnik	193	59	30,6	50	18	8	3	76	23
19.	Tivat	849	318	37,5	69	27	41	21	260	87
20.	Ulcinj	1271	582	45,8	375	171	71	21	377	163
21.	Žabljak	357	174	48,7	71	36	4	3	105	41
	<b>Ukupno --- Total</b>	<b>31258</b>	<b>13764</b>	<b>44,0</b>	<b>6429</b>	<b>2159</b>	<b>1659</b>	<b>744</b>	<b>9551</b>	<b>3415</b>

# G 4

## STRUKTURA NEZAPOSLENIH PO OPŠTINAMA NA DAN 31.03.2008.GODINE

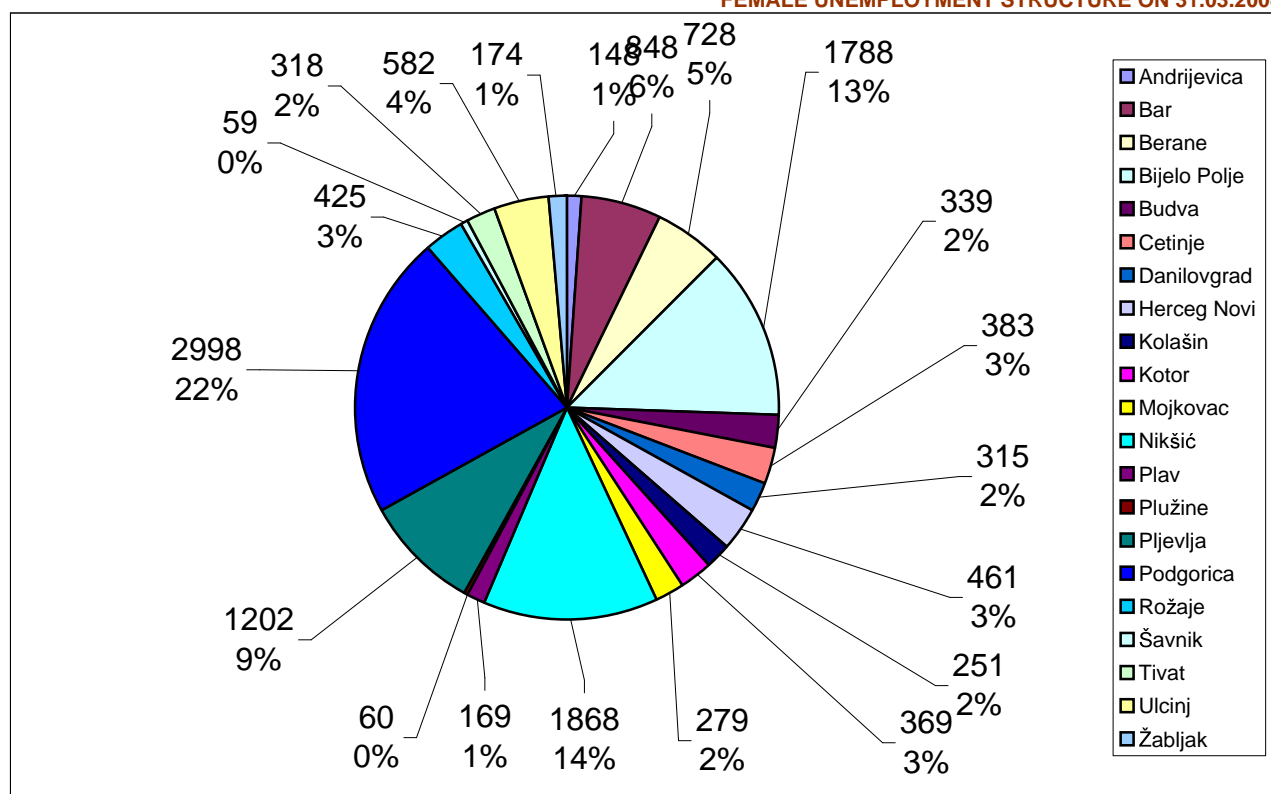
### UNEMPLOYMENT STRUCTURE BY MUNICIPALITIES ON 31.03.2008.



Educational level											
IV		V		VI		VII-1		VII-2		VIII	
Ukupno ---- Total	Žene ---- Women	Ukupno ---- Total	Žene ---- Women	Ukupno ---- Total	Žene ---- Women	Ukupno ---- Total	Žene ---- Women	Ukupno ---- Total	Žene ---- Women	Ukupno ---- Total	Žene ---- Women
124	56	2	0	9	4	13	8	0	0	0	0
464	299	14	2	97	50	97	56	0	0	0	0
649	327	11	2	85	35	117	53	0	0	0	0
1147	635	29	4	142	57	123	60	0	0	0	0
171	125	15	3	34	19	35	22	2	1	0	0
252	140	5	0	39	22	40	24	2	0	0	0
243	145	24	1	24	15	31	19	0	0	0	0
239	156	38	2	84	56	78	49	5	3	0	0
155	76	2	0	11	7	18	10	0	0	0	0
226	106	16	1	115	34	82	50	3	1	1	1
196	114	5	1	29	13	22	11	0	0	0	0
1207	683	26	4	218	158	382	262	6	2	0	0
160	81	4	0	22	8	38	10	0	0	0	0
43	24	0	0	8	5	4	0	0	0	0	0
878	574	25	1	75	41	97	61	2	1	0	0
2302	1318	148	10	256	160	686	410	22	14	1	1
322	164	6	0	65	23	88	37	0	0	0	0
53	12	0	0	2	1	4	2	0	0	0	0
206	117	145	4	65	24	62	37	1	1	0	0
301	175	17	1	35	12	94	39	1	0	0	0
157	84	1	0	9	3	10	7	0	0	0	0
<b>9495</b>	<b>5411</b>	<b>533</b>	<b>36</b>	<b>1424</b>	<b>747</b>	<b>2121</b>	<b>1227</b>	<b>44</b>	<b>23</b>	<b>2</b>	<b>2</b>

STRUKTURA NEZAPOSLENIH ŽENA NA DAN 31.03.2008. GODINE  
FEMALE UNEMPLOYMENT STRUCTURE ON 31.03.2008.

G 5



# T 5

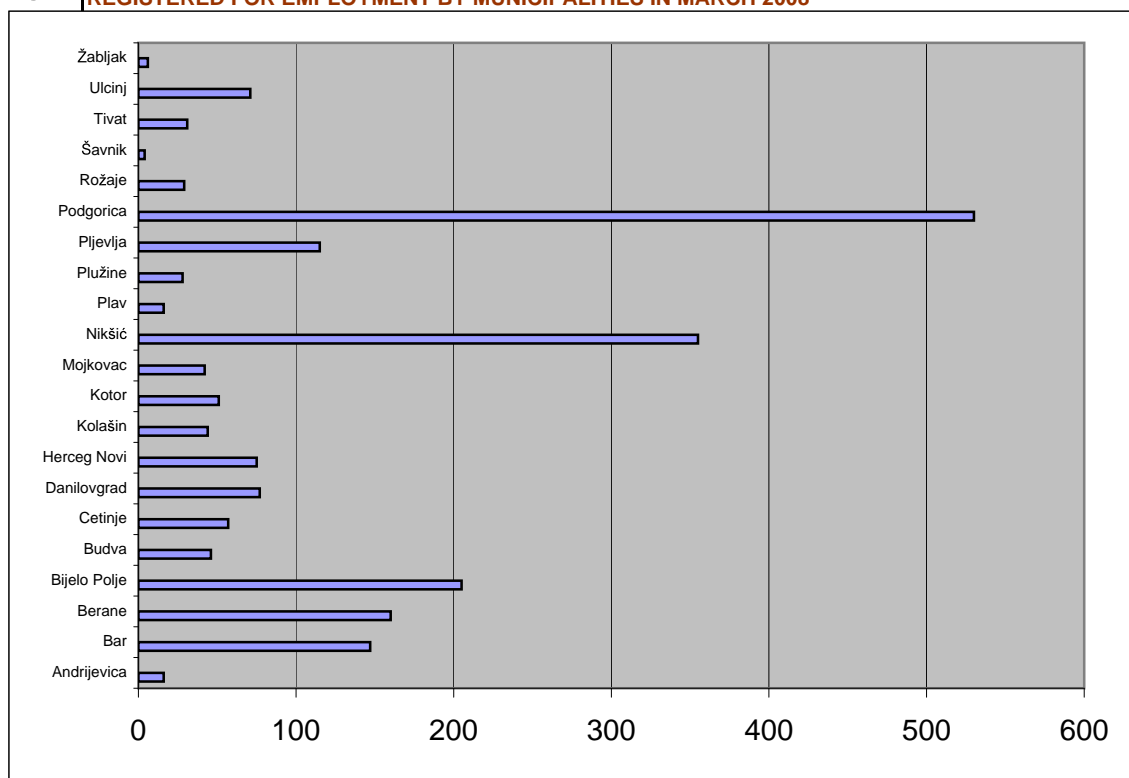
## PREGLED NEZAPOSLENIH LICA PRIJAVLJENIH ZA ZAPOSLENJE PREMA OPŠTINAMA, STRUČNOJ SPREMI I POLU U MJESECU MARTU 2008. GODINE

### UNEMPLOYED REGISTERED FOR EMPLOYMENT BY MUNICIPALITIES, EDUCATIONAL LEVEL AND GENDER IN MARCH 2008

Redni broj ---- Row number	Opština ---- Municipality	Ukupno Total	Žene Women	% žena Share of women	Stepen stručne spreme					
					I		II		III	
					Ukupno ---- Total	Žene ---- Women	Ukupno ---- Total	Žene ---- Women	Ukupno ---- Total	Žene ---- Women
1.	Andrijevica	16	9	56,3	5	2	0	0	5	2
2.	Bar	147	65	44,2	35	17	5	5	40	12
3.	Berane	160	65	40,6	39	8	4	2	37	12
4.	Bijelo Polje	205	79	38,5	52	20	11	4	60	25
5.	Budva	46	26	56,5	3	1	1	0	16	5
6.	Cetinje	57	21	36,8	16	5	4	1	9	1
7.	Danilovgrad	77	52	67,5	10	3	3	2	30	21
8.	Herceg Novi	75	38	50,7	7	2	6	2	19	4
9.	Kolašin	44	18	40,9	12	5	3	2	18	3
10.	Kotor	51	26	51,0	7	2	1	1	16	7
11.	Mojkovac	42	17	40,5	9	3	1	1	18	8
12.	Nikšić	355	175	49,3	59	22	11	7	77	24
13.	Plav	16	4	25,0	2	1	0	0	7	1
14.	Plužine	28	8	28,6	4	1	1	0	9	1
15.	Pijevlja	115	52	45,2	29	8	4	1	33	11
16.	Podgorica	530	290	54,7	85	34	8	4	97	36
17.	Rožaje	29	15	51,7	6	1	0	0	7	3
18.	Šavnik	4	0	0,0	1	0	0	0	1	0
19.	Tivat	31	19	61,3	1	0	2	1	10	5
20.	Ulcinj	71	29	40,8	26	10	2	1	15	3
21.	Žabljak	6	4	66,7	0	0	0	0	2	2
	<b>Ukupno</b> ---- <b>Total</b>	<b>2105</b>	<b>1012</b>	<b>48,1</b>	<b>408</b>	<b>145</b>	<b>67</b>	<b>34</b>	<b>526</b>	<b>186</b>

# G 6

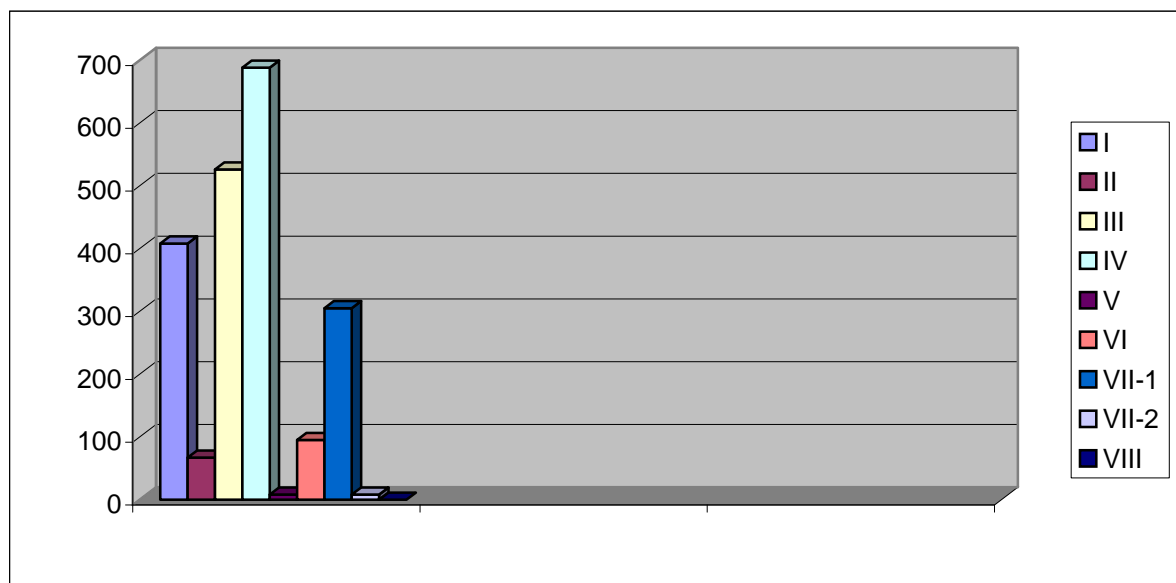
## PRIJAVLJENI ZA ZAPOSLENJE PREMA OPŠTINAMA U MJESECU MARTU 2008. GODINE REGISTERED FOR EMPLOYMENT BY MUNICIPALITIES IN MARCH 2008



Educational level											
IV		V		VI		VII-1		VII-2		VIII	
Ukupno ---- Total	Žene ---- Women	Ukupno ---- Total	Žene ---- Women	Ukupno ---- Total	Žene ---- Women	Ukupno ---- Total	Žene ---- Women	Ukupno ---- Total	Žene ---- Women	Ukupno ---- Total	Žene ---- Women
3	2	0	0	2	2	1	1	0	0	0	0
54	25	0	0	5	2	8	4	0	0	0	0
50	30	0	0	5	2	25	11	0	0	0	0
58	22	0	0	11	2	13	6	0	0	0	0
16	14	0	0	5	2	5	4	0	0	0	0
18	7	0	0	3	2	7	5	0	0	0	0
27	22	0	0	0	0	7	4	0	0	0	0
17	13	1	0	14	10	10	7	1	0	0	0
7	5	0	0	1	1	3	2	0	0	0	0
15	9	0	0	3	0	9	7	0	0	0	0
9	3	1	0	2	1	2	1	0	0	0	0
133	81	2	0	10	4	60	35	3	2	0	0
3	1	0	0	1	0	3	1	0	0	0	0
10	6	0	0	2	0	2	0	0	0	0	0
34	24	1	0	4	2	10	6	0	0	0	0
193	121	2	1	21	12	120	80	4	2	0	0
10	5	0	0	0	0	6	6	0	0	0	0
2	0	0	0	0	0	0	0	0	0	0	0
13	9	0	0	3	2	2	2	0	0	0	0
12	8	1	0	3	3	12	4	0	0	0	0
4	2	0	0	0	0	0	0	0	0	0	0
<b>688</b>	<b>409</b>	<b>8</b>	<b>1</b>	<b>95</b>	<b>47</b>	<b>305</b>	<b>186</b>	<b>8</b>	<b>4</b>	<b>0</b>	<b>0</b>

PRIJAVLJENI ZA ZAPOSLENJE PREMA STEPENIMA STRUČNE SPREME U MJESECU MARTU 2008. GODINE  
REGISTERED FOR EMPLOYMENT BY EDUCATIONAL LEVEL IN MARCH 2008

G 7



# T 6

## PREGLED LICA KOJA PRVI PUT TRAŽE ZAPOSLENJE PREMA OPŠTINAMA, STRUČNOJ SPREMI I POLU U MJESECU MARTU 2008. GODINE

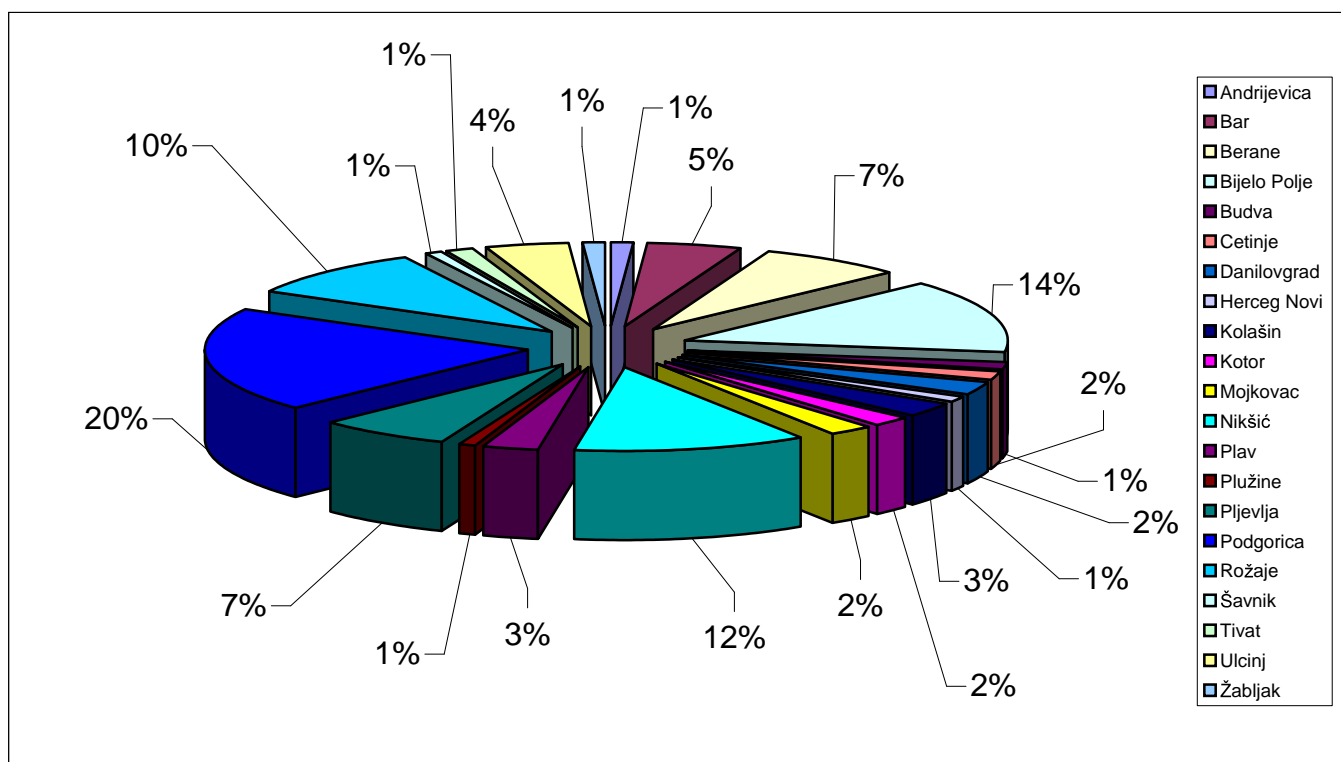
### FIRST TIME JOB-SEEKERS BY MUNICIPALITIES, EDUCATIONAL LEVEL AND GENDER IN MARCH 2008

Redni broj --- Row number	Opština --- Municipality	Ukupno Total	Žene Women	% žena Share of women	Stepen stručne spreme					
					I		II		III	
					Ukupno --- Total	Žene --- Women	Ukupno --- Total	Žene --- Women	Ukupno --- Total	Žene --- Women
1.	Andrijevica	85	32	37,6	11	1	6	1	22	9
2.	Bar	383	234	61,1	129	90	26	15	81	42
3.	Berane	583	230	39,5	116	37	37	8	152	51
4.	Bijelo Polje	1134	492	43,4	247	92	66	30	390	148
5.	Budva	108	77	71,3	20	15	4	1	28	18
6.	Cetinje	152	66	43,4	31	8	9	3	29	13
7.	Danilovgrad	197	85	43,1	34	11	4	3	73	21
8.	Herceg Novi	81	42	51,9	8	3	6	3	23	6
9.	Kolašin	238	108	45,4	67	29	4	3	100	41
10.	Kotor	139	57	41,0	10	5	4	3	42	9
11.	Mojkovac	181	66	36,5	43	14	8	2	77	23
12.	Nikšić	944	453	48,0	130	57	36	21	255	71
13.	Plav	233	95	40,8	54	22	1	0	77	20
14.	Plužine	63	28	44,4	9	4	0	0	31	12
15.	Pljevlja	532	288	54,1	86	37	42	23	174	72
16.	Podgorica	1627	870	53,5	268	112	108	52	307	128
17.	Rožaje	774	233	30,1	232	43	19	2	279	71
18.	Šavnik	67	19	28,4	17	5	3	2	22	7
19.	Tivat	95	46	48,4	15	5	5	4	29	11
20.	Ulcinj	332	219	66,0	127	93	15	8	84	48
21.	Žabljak	99	48	48,5	23	16	0	0	26	7
	<b>Ukupno</b> --- <b>Total</b>	<b>8047</b>	<b>3788</b>	<b>47,1</b>	<b>1677</b>	<b>699</b>	<b>403</b>	<b>184</b>	<b>2301</b>	<b>828</b>

# G 8

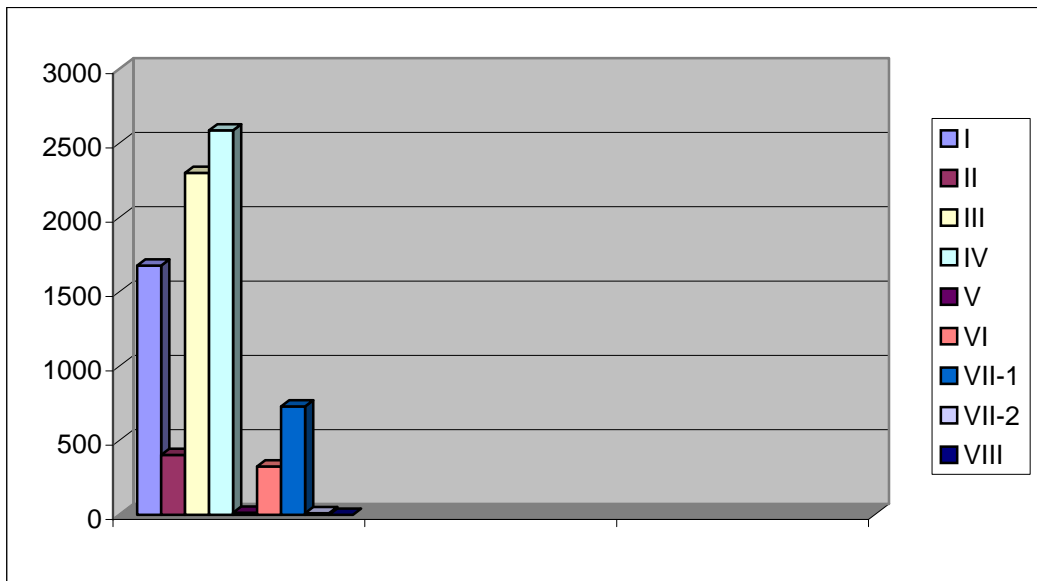
## LICA KOJA PRVI PUT TRAŽE ZAPOSLENJE PREMA OPŠTINAMA U MJESECU MARTU 2008. GODINE

### FIRST TIME JOB-SEEKERS BY MUNICIPALITIES IN MARCH 2008



Educational level											
IV		V		VI		VII-1		VII-2		VIII	
Ukupno ---- Total	Žene ---- Women	Ukupno ---- Total	Žene ---- Women	Ukupno ---- Total	Žene ---- Women	Ukupno ---- Total	Žene ---- Women	Ukupno ---- Total	Žene ---- Women	Ukupno ---- Total	Žene ---- Women
38	15	0	0	5	3	3	3	0	0	0	0
93	57	2	0	20	8	32	22	0	0	0	0
213	107	0	0	30	10	35	17	0	0	0	0
348	189	3	0	35	11	45	22	0	0	0	0
34	26	0	0	7	6	14	10	1	1	0	0
54	24	0	0	14	8	15	10	0	0	0	0
71	42	1	0	3	2	11	6	0	0	0	0
21	12	0	0	8	5	15	13	0	0	0	0
49	25	0	0	7	4	11	6	0	0	0	0
42	10	0	0	16	9	25	21	0	0	0	0
39	20	1	0	6	3	7	4	0	0	0	0
341	169	0	0	50	41	132	94	0	0	0	0
80	45	1	0	8	4	12	4	0	0	0	0
18	10	0	0	3	2	2	0	0	0	0	0
188	126	1	0	14	10	27	20	0	0	0	0
635	382	0	0	58	34	242	154	9	8	0	0
163	84	1	0	28	8	52	25	0	0	0	0
21	3	0	0	2	1	2	1	0	0	0	0
27	15	2	0	6	2	11	9	0	0	0	0
70	53	1	1	3	1	31	15	1	0	0	0
42	22	1	0	2	0	5	3	0	0	0	0
<b>2587</b>	<b>1436</b>	<b>14</b>	<b>1</b>	<b>325</b>	<b>172</b>	<b>729</b>	<b>459</b>	<b>11</b>	<b>9</b>	<b>0</b>	<b>0</b>

LICA KOJA PRVI PUT TRAŽE ZAPOSLENJE PREMA STEPENU STRUČNE SPREME U MARTU 2008. GODINE  
FIRST TIME JOB-SEEKERS BY EDUCATIONAL LEVEL IN MARCH 2008



# T 7

## PREGLJED PRESTANKA VOĐENJA EVIDENCIJE NEZAPOSLENIH LICA PREMA OPŠTINAMA, POLU I STRUČNOJ SPREMI U MJESECU MARTU 2008. GODINE

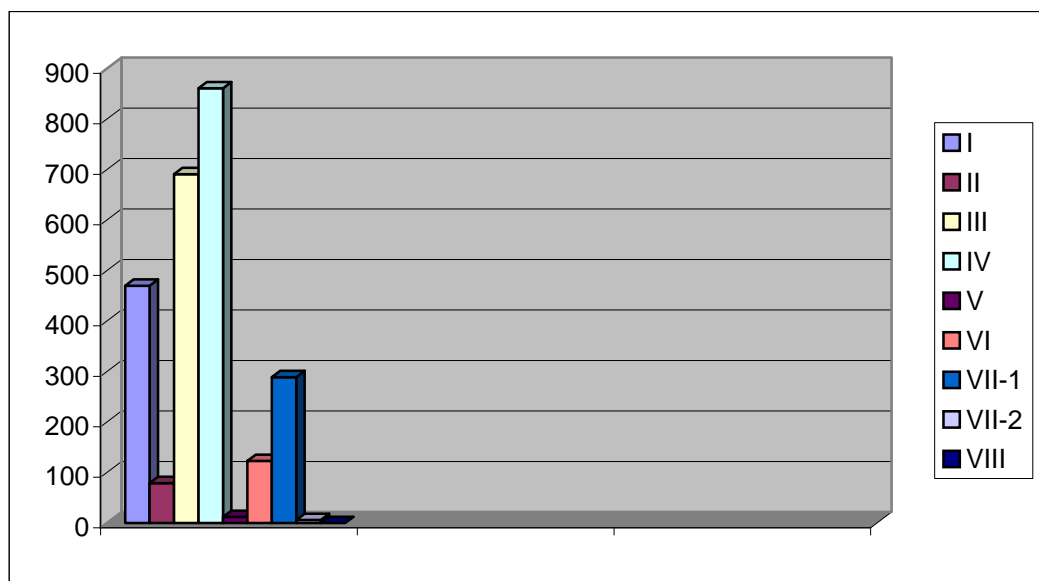
### UNEMPLOYED DEACTIVATED FROM REGISTER BY MUNICIPALITIES, GENDER AND EDUCATIONAL LEVEL IN MARCH 2008

Redni broj ---- Row number	Opština ---- Municipality	Ukupno Total	Žene Woman	% žena Share of women	Stepen stručne spreme					
					I		II		III	
					Ukupno ---- Total	Žene ---- Women	Ukupno ---- Total	Žene ---- Women	Ukupno ---- Total	Žene ---- Women
1.	Andrijevica	31	12	38,7	7	1	0	0	9	4
2.	Bar	186	108	58,1	59	34	9	7	37	15
3.	Berane	159	72	45,3	48	20	5	2	36	15
4.	Bijelo Polje	249	106	42,6	56	21	2	0	82	21
5.	Budva	32	22	68,8	5	1	0	0	6	5
6.	Cetinje	80	40	50,0	16	4	2	2	19	8
7.	Danilovgrad	66	35	53,0	13	5	0	0	19	11
8.	Herceg Novi	83	53	63,9	2	1	6	4	18	9
9.	Kolašin	36	18	50,0	10	5	1	1	14	7
10.	Kotor	91	40	44,0	6	4	8	6	26	10
11.	Mojkovac	40	20	50,0	4	2	3	3	18	4
12.	Nikšić	343	183	53,4	43	19	16	10	112	42
13.	Plav	47	27	57,4	29	18	0	0	8	5
14.	Plužine	3	1	33,3	0	0	0	0	2	0
15.	Prijevlja	178	74	41,6	24	8	3	2	71	17
16.	Podgorica	730	377	51,6	111	41	20	10	168	63
17.	Rožaje	54	15	27,8	11	1	1	0	19	5
18.	Šavnik	12	9	75,0	1	1	0	0	1	1
19.	Tivat	50	29	58,0	8	4	1	1	13	6
20.	Ulcinj	55	18	32,7	16	7	2	0	13	1
21.	Žabljak	6	2	33,3	1	0	0	0	0	0
	<b>Ukupno</b> ---- <b>Total</b>	<b>2531</b>	<b>1261</b>	<b>49,8</b>	<b>470</b>	<b>197</b>	<b>79</b>	<b>48</b>	<b>691</b>	<b>249</b>

# G 10

## PRESTANAK VOĐENJA EVIDENCIJE NEZAPOSLENIH LICA PREMA STEPENU STRUČNE SPREME U MARTU 2008. GODINE

### UNEMPLOYED DEACTIVATED FROM REGISTER BY EDUCATIONAL LEVEL IN MARCH 2008

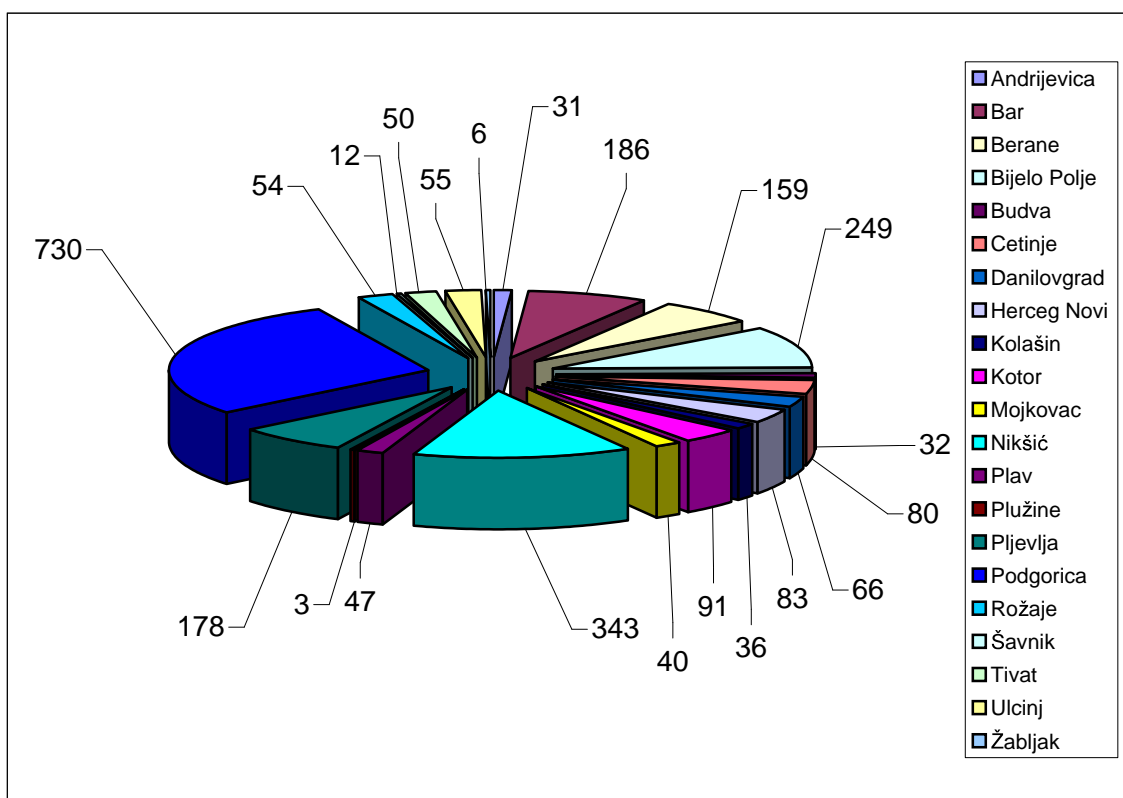




Educational level											
IV		V		VI		VII-1		VII-2		VIII	
Ukupno ---- Total	Žene ---- Women	Ukupno ---- Total	Žene ---- Women	Ukupno ---- Total	Žene ---- Women	Ukupno ---- Total	Žene ---- Women	Ukupno ---- Total	Žene ---- Women	Ukupno ---- Total	Žene ---- Women
11	6	0	0	2	1	2	0	0	0	0	0
58	39	0	0	10	6	12	6	1	1	0	0
49	21	0	0	3	3	18	11	0	0	0	0
72	43	3	0	8	4	26	17	0	0	0	0
14	10	0	0	1	1	6	5	0	0	0	0
30	17	0	0	5	5	8	4	0	0	0	0
27	14	2	1	0	0	5	4	0	0	0	0
30	21	2	0	14	10	11	8	0	0	0	0
9	4	0	0	1	1	1	0	0	0	0	0
33	13	0	0	7	1	11	6	0	0	0	0
11	7	0	0	1	1	3	3	0	0	0	0
118	72	1	1	13	10	39	29	1	0	0	0
7	4	0	0	0	0	3	0	0	0	0	0
1	1	0	0	0	0	0	0	0	0	0	0
58	31	2	0	6	3	14	13	0	0	0	0
281	163	1	1	40	26	106	70	3	3	0	0
10	4	0	0	3	0	10	5	0	0	0	0
8	5	0	0	2	2	0	0	0	0	0	0
17	13	1	0	6	1	3	3	1	1	0	0
15	8	0	0	1	0	8	2	0	0	0	0
2	0	0	0	0	0	3	2	0	0	0	0
<b>861</b>	<b>496</b>	<b>12</b>	<b>3</b>	<b>123</b>	<b>75</b>	<b>289</b>	<b>188</b>	<b>6</b>	<b>5</b>	<b>0</b>	<b>0</b>

PRESTANAK VOĐENJA EVIDENCIJE NEZAPOSLENIH LICA  
PREMA OPŠTINAMA U MJESECU MARTU 2008. GODINE  
UNEMPLOYED DEACTIVATED FROM REGISTER  
BY MUNICIPALITIES IN MARCH 2008

G 11



# T 8

## RAZLOZI PRESTANKA VOĐENJA EVIDENCIJE NEZAPOSLENIH LICA PREMA DUŽINI ČEKANJA NA ZAPOSLENJE U MARTU 2008. GODINE

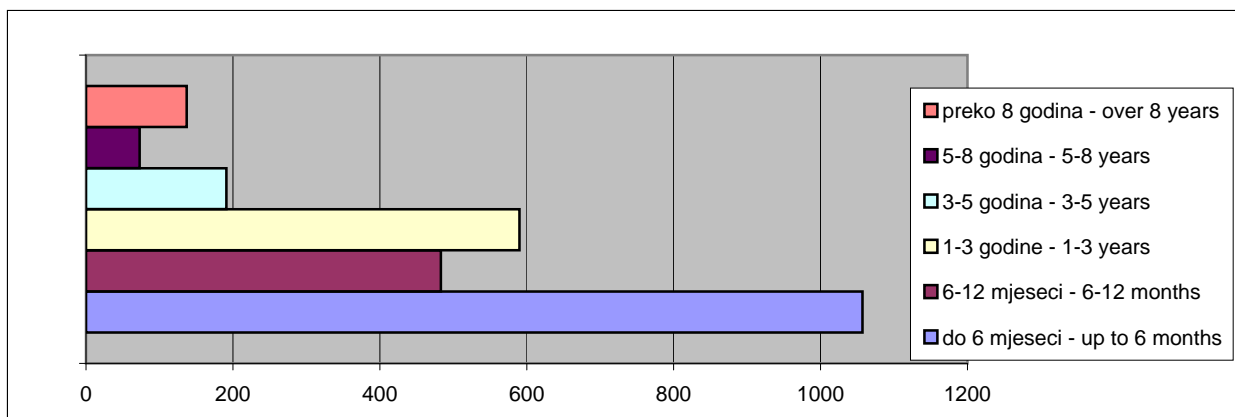
### REASONS FOR TERMINATION OF KEEPING EVIDENCE ON UNEMPLOYED PERSONS BY DURATION OF UNEMPLOYMENT IN MARCH 2008

Redni broj ---- Row number	Razlozi prestanka vođenja evidencije o nezaposlenim licima	Ukupno ---- Total	Dužina čekanja na zaposlenje		
			Do 6 mjeseci ---- Up to 6 months	6 - 12 mjeseci ---- 6 - 12 months	1 - 3 godine ---- 1 - 3 years
	<b>UKUPNO</b>	2531	1057	483	590
1.	Zasnivanje radnog odnosa sa punim radnim vremenom na određeno vrijeme	507	221	87	124
2.	Zasnivanje radnog odnosa sa punim radnim vremenom na neodređeno vrijeme	119	69	14	25
3.	Lica sa navršениh 65 godina života i najmanje 15 godina staža osiguranja	1	1	0	0
4.	Ostvarenje prava na starosnu ili invalidsku penziju	57	12	3	22
5.	Osnivanje preduzeća ili radnje, ili bavljenje poljoprivredom	5	2	3	0
6.	Odlazak na rad u inostranstvo, a nije podnešan zahtjev za posredovanjem u Crnoj Gori	7	5	2	0
8.	Neopravdano nejavljivanje ili neodazivanje na poziv organizacije za zapošljavanje	633	242	174	139
9.	Samoinicijativno odjavljivanje sa evidencije organizacije za zapošljavanje	5	1	1	2
10.	Smrt nezaposlenog lica	3	1	0	1
11.	Sezonski rad	216	108	30	47
12.	Promjena mjesta prijavljivanja	9	5	0	4
13.	Korišćenje kredita za samozapošljavanje	49	25	2	13
14.	Odbijanje uključenja u programe aktivne politike zapošljavanja (APZ)	12	6	2	1
15.	Zaposlenje u svojstvu pripravnika	152	106	31	12
16.	Kada nezaposleno lice stupi na izdržavanje kazne zatvora	2	1	0	0
17.	Drugi slučajevi predviđenim zakonom ili drugim opštim aktom	731	248	127	193
18.	Drugi slučajevi predviđenim zakonom kada status postaje privremeno pasivan	20	2	7	6
19.	Kada nezaposleno lice odbije da prihvati ponuđeno zaposlenje koje odgovara njegovim radnim sposobnostima	1	1	0	0
20.	Kada nezaposleno lice odbije radno angažovanje	1	0	0	1
21.	Korišćenje 14 kreditnih linija	1	1	0	0

# G 12

## STRUKTURA PRESTANKA VOĐENJA EVIDENCIJE NEZAPOSLENIH LICA PREMA DUŽINI ČEKANJA NA ZAPOSLENJE U MARTU 2008. GODINE

### STRUCTURE OF UNEMPLOYED PERSONS DEACTIVATED FROM REGISTER BY DURATION OF UNEMPLOYMENT IN MARCH 2008

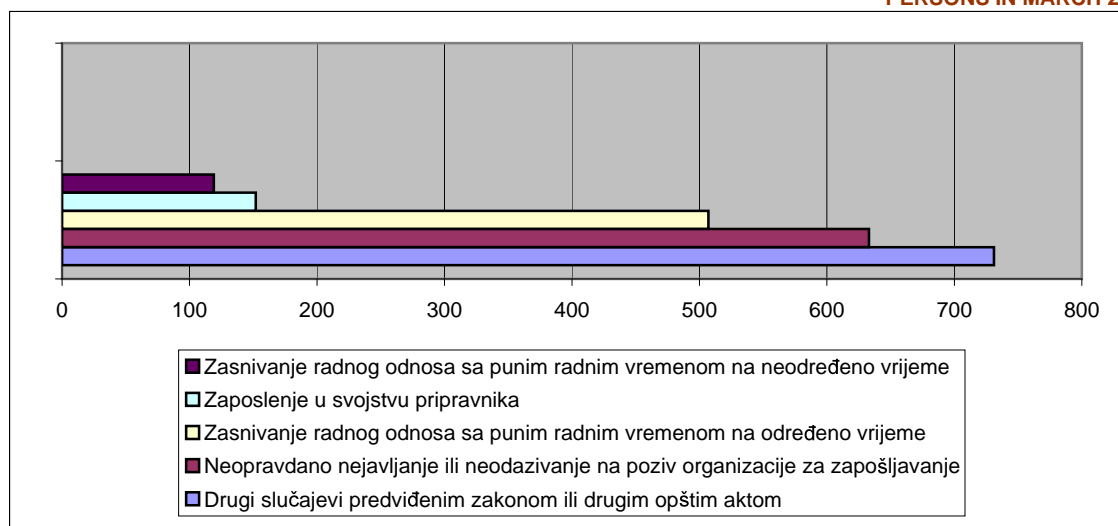


Duration of unemployment			Reasons for termination of keeping evidence on unemployed persons
3 - 5 godina ---- 3 - 5 years	5 - 8 godina ---- 5 - 8 years	Preko 8 godina ---- Over 8 years	
191	73	137	TOTAL
38	11	26	Signing full-time fixed term employment contract
3	1	7	Signing full-time indefinite term employment contract
0	0	0	Persons with 65 years of age and at least 15 years of insurance period
15	2	3	Meeting criteria for age or disability pension
0	0	0	Establishing enterprise or shop, or beginning to deal with agriculture
0	0	0	Setting off to work abroad, without prior filing a request for brokerage in Montenegro
36	15	27	Unjustifiable failure to report or answer the call of employment organization
1	0	0	Cancellation of registration within employment organization on own initiative
0	0	1	Death of unemployed person
12	7	12	Seasonal employment
0	0	0	Change of the registration location
4	1	4	Use of self-employment loan
1	1	1	Refusal of inclusion in active employment policy programs (AEPP)
2	0	1	Employment with trainee status
1	0	0	When unemployed person starts to serve a prison sentence
75	33	55	Other cases defined by law or other general act
3	2	0	Other cases defined by law when status becomes temporarily passive
0	0	0	When unemployed person refuses employment which is adequate to his/her work-related competences
0	0	0	When unemployed person refuses to work
0	0	0	Use of 14 credit lines

RAZLOZI PRESTANKA VOĐENJA EVIDENCIJE NEZAPOSLENIH LICA SA NAJVEĆOM UČESTALOŠĆU  
U MARTU 2008. GODINE

G 13

MOST FREQUENT REASONS FOR TERMINATION OF KEEPING EVIDENCE OF UNEMPLOYED  
PERSONS IN MARCH 2008



# T 9

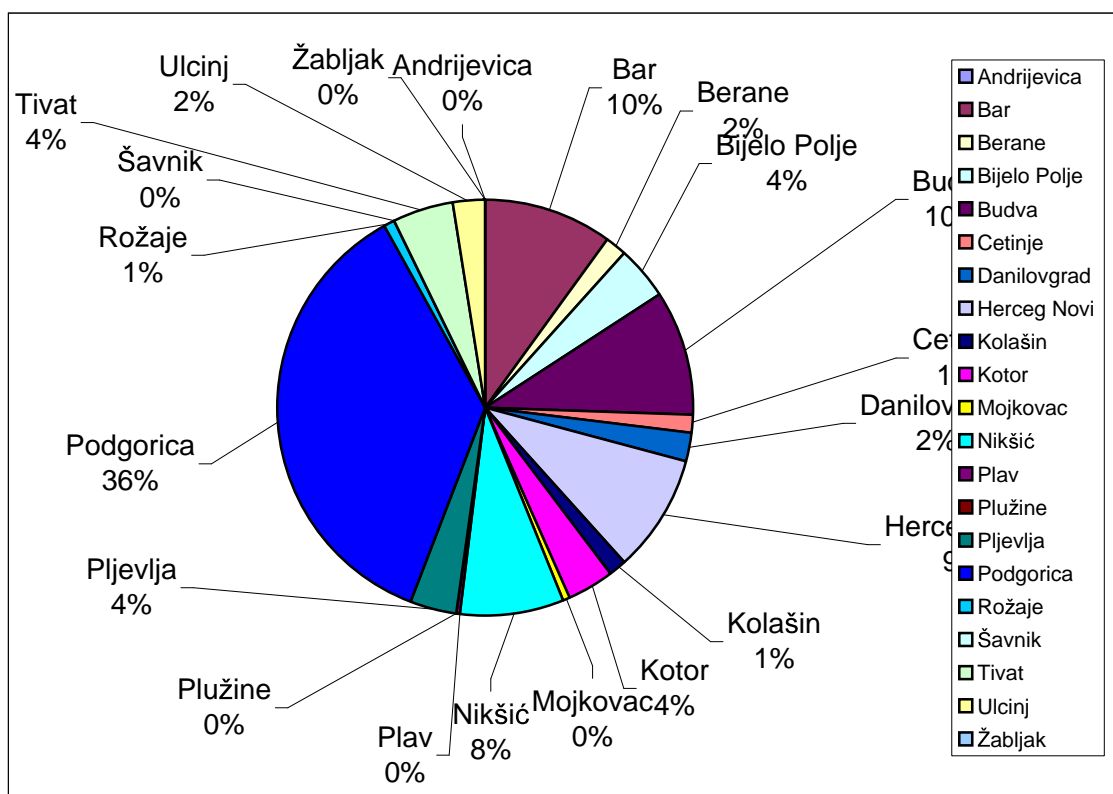
## PREGLED SLOBODNIH RADNIH MJESTA PREMA OPŠTINAMA, STRUČNOJ SPREMI I POLU U MJESECU MARTU 2008. GODINE

### VACANCIES BY MUNICIPALITIES, EDUCATIONAL LEVEL AND GENDER IN MARCH 2008

Redni broj --- Row number	Opština --- Municipality	Ukupno (03/2008) Total	Pripravnici (03/2008) Trainees	Stepen stručne spreme					
				I		II		III	
				Ukupno Total	Pripravnici Trainees	Ukupno Total	Pripravnici Trainees	Ukupno Total	Pripravnici Trainees
1.	Andrijevića	3	1	0	0	0	0		
2.	Bar	596	11	225	5	114	0		
3.	Berane	103	28	34	0	15	0		
4.	Bijelo Polje	235	18	58	2	103	0		
5.	Budva	577	5	80	98	157	0		
6.	Cetinje	89	7	25	2	16	0		
7.	Danilovgrad	131	16	47	3	20	0		
8.	Herceg Novi	552	40	96	68	183	0		
9.	Kolašin	79	2	12	2	29	0		
10.	Kotor	218	9	27	15	70	0		
11.	Mojkovac	24	5	2	0	8	0		
12.	Nikšić	491	51	85	25	122	0		
13.	Plav	7	2	0	0	0	0		
14.	Plužine	9	0	3	0	1	0		
15.	Pljevlja	217	32	49	1	80	0		
16.	Podgorica	2139	210	294	56	343	0		
17.	Rožaje	59	13	8	0	27	0		
18.	Šavnik	3	0	0	0	0	0		
19.	Tivat	268	2	53	68	101	0		
20.	Ulcinj	148	2	49	0	31	0		
21.	Žabljak	8	3	1	0	1	0		
<b>Ukupno --- Total</b>		<b>5956</b>	<b>457</b>	<b>1148</b>	<b>345</b>	<b>1421</b>	<b>0</b>		

# G 14

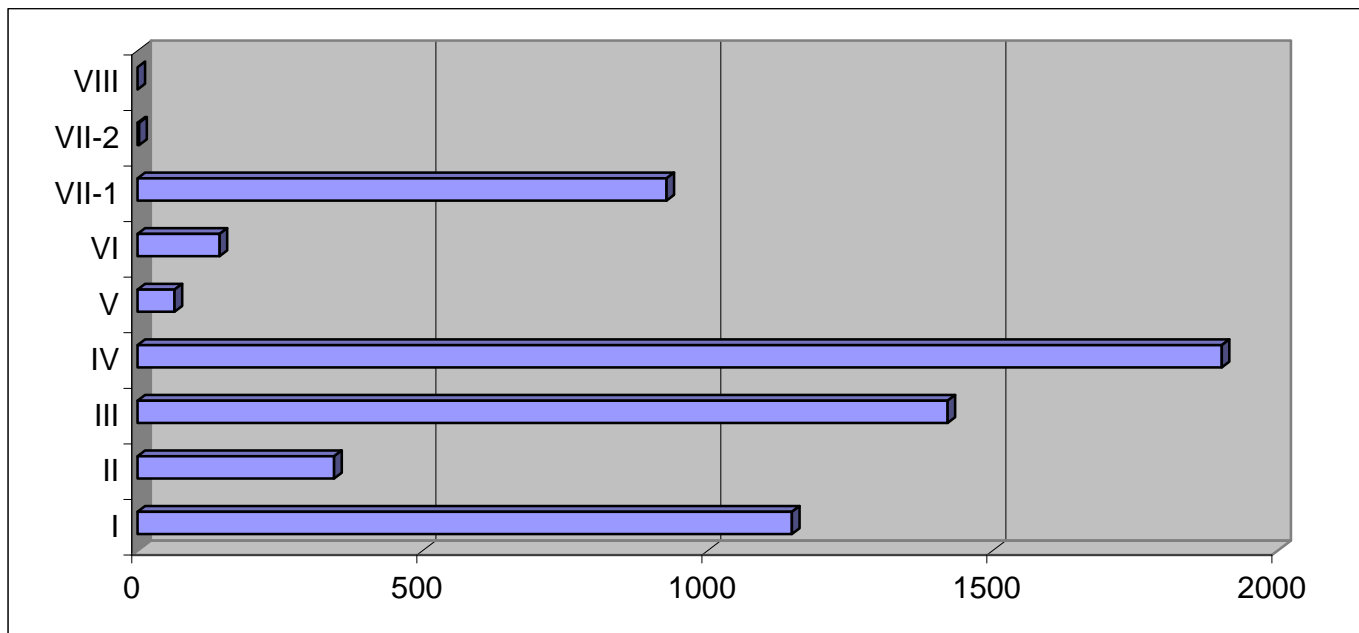
## STRUKTURA SLOBODNIH RADNIH MJESTA PREMA OPŠTINAMA U MJESECU MARTU 2008. GODINE STRUCTURE OF VACANCIES BY MUNICIPALITIES IN MARCH 2008



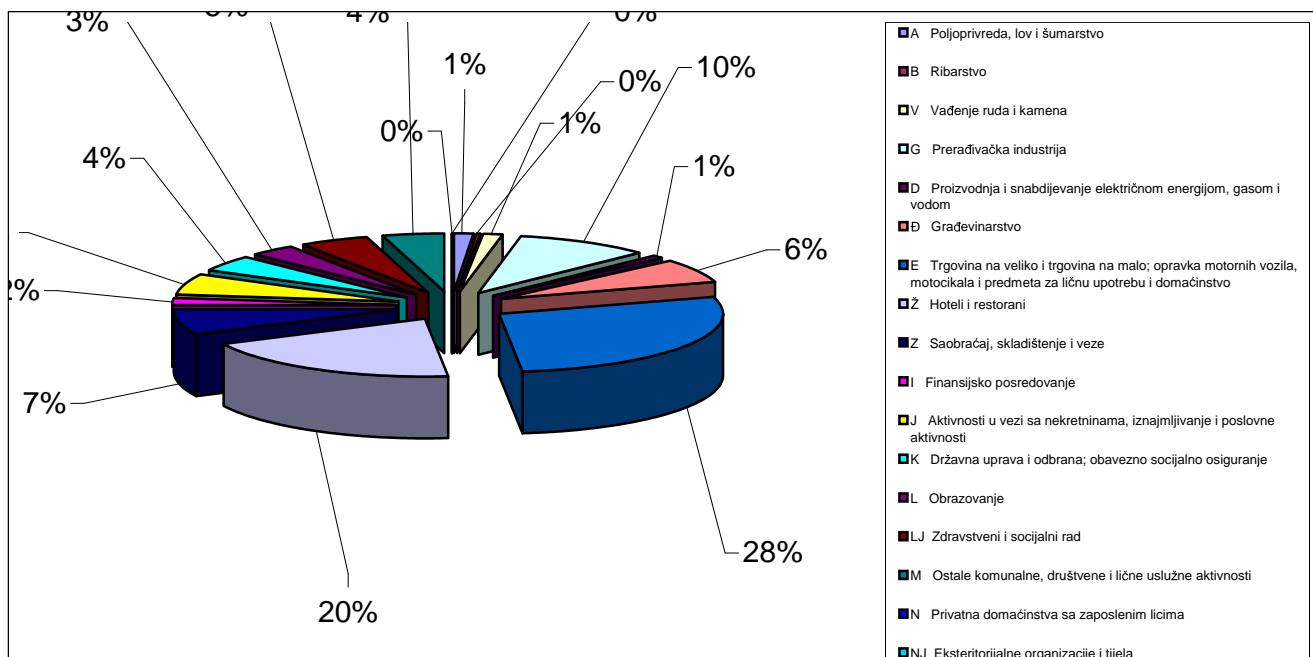
Educational level											
IV		V		VI		VII-1		VII-2		VIII	
Ukupno Total	Pripravnici Trainees	Ukupno Total	Pripravnici Trainees	Ukupno Total	Pripravnici Trainees	Ukupno Total	Pripravnici Trainees	Ukupno Total	Pripravnici Trainees	Ukupno Total	Pripravnici Trainees
1	0	0	0	0	0	2	1	0	0	0	0
202	4	9	0	7	1	34	6	0	0	0	0
19	1	0	0	1	1	34	26	0	0	0	0
36	3	0	0	5	0	31	15	0	0	0	0
176	2	18	0	6	0	42	3	0	0	0	0
26	1	0	0	2	1	18	5	0	0	0	0
34	2	4	0	3	0	20	14	0	0	0	0
119	8	10	0	43	13	33	19	0	0	0	0
27	1	1	0	1	0	7	1	0	0	0	0
64	4	8	0	9	1	25	4	0	0	0	0
7	0	0	0	0	0	7	5	0	0	0	0
174	7	1	0	5	1	78	43	1	0	0	0
6	2	0	0	0	0	1	0	0	0	0	0
0	0	1	0	1	0	3	0	0	0	0	0
43	7	0	0	7	5	37	20	0	0	0	0
873	38	8	0	48	1	515	171	2	0	0	0
8	2	0	0	0	0	16	11	0	0	0	0
1	0	0	0	0	0	2	0	0	0	0	0
31	0	5	0	3	0	7	2	0	0	0	0
54	0	0	0	3	0	11	2	0	0	0	0
1	0	0	0	0	0	5	3	0	0	0	0
<b>1902</b>	<b>82</b>	<b>65</b>	<b>0</b>	<b>144</b>	<b>24</b>	<b>928</b>	<b>351</b>	<b>3</b>	<b>0</b>	<b>0</b>	<b>0</b>

STRUKTURA SLOBODNIH RADNIH MJESTA PREMA STEPENU STRUČNE SPREME  
U MJESECU MARTU 2008. GODINE  
STRUCTURE OF VACANCIES BY EDUCATIONAL LEVEL IN MARCH 2008

G 15



Djelatnost	UKUPNO TOTAL	Pripravnici Trainees	Stepen stručne spreme			
			I	II	III	
			Ukupno Total	Ukupno Total	Ukupno Total	Pripravnici Trainees
A Poljoprivreda, lov i šumarstvo	83	1	27	2	9	0
B Ribarstvo	9	0	2	2	2	0
V Vađenje ruda i kamena	84	18	21	0	31	0
G Prerađivačka industrija	590	21	139	19	156	0
D Proizvodnja i snabdijevanje električnom energijom, gasom i vodom	51	11	4	4	9	0
Đ Građevinarstvo	384	9	92	39	116	0
E Trgovina na veliko i trgovina na malo; opravka motornih vozila, motocikala i predmeta za ličnu upotrebu i domaćinstvo	1673	21	370	32	500	0
Ž Hoteli i restorani	1166	4	289	198	346	0
Z Saobraćaj, skladištenje i veze	425	43	36	1	100	0
I Finansijsko posredovanje	121	10	3	0	0	0
J Aktivnosti u vezi sa nekretninama, iznajmljivanje i poslovne aktivnosti	351	42	43	35	58	0
K Državna uprava i odbrana; obavezno socijalno osiguranje	260	82	3	0	3	0
L Obrazovanje	195	117	10	0	1	0
LJ Zdravstveni i socijalni rad	305	58	67	8	47	0
M Ostale komunalne, društvene i lične uslužne aktivnosti	255	20	41	5	42	0
N Privatna domaćinstva sa zaposlenim licima	4	0	1	0	1	0
NJ Eksteritorijalne organizacije i tijela	0	0	0	0	0	0
<b>UKUPNO</b>	<b>5956</b>	<b>457</b>	<b>1148</b>	<b>345</b>	<b>1421</b>	<b>0</b>

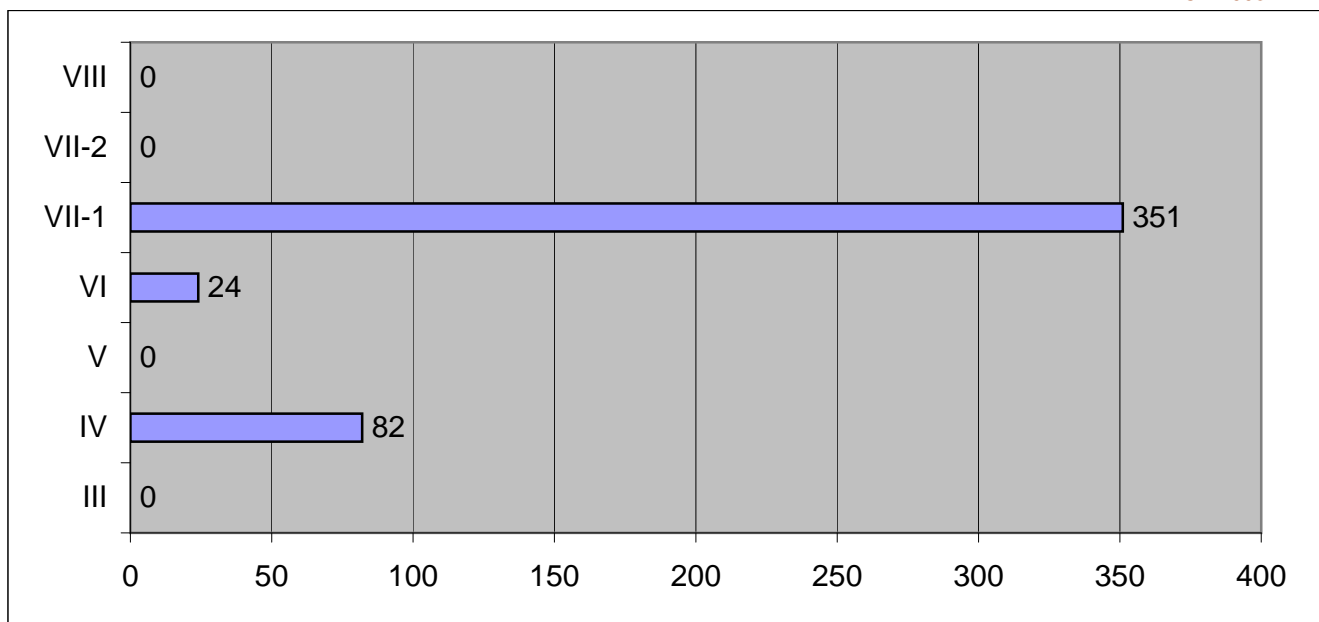


Educational level												Economic activity
IV		V		VI		VII-1		VII-2		VIII		
Ukupno Total	Pripravnici Trainees	Ukupno Total	Pripravnici Trainees	Ukupno Total	Pripravnici Trainees	Ukupno Total	Pripravnici Trainees	Ukupno Total	Pripravnici Trainees	Ukupno Total	Pripravnici Trainees	
37	0	1	0	0	0	7	1	0	0	0	0	A. Agriculture, hunting and forestry
3	0	0	0	0	0	0	0	0	0	0	0	B. Fishing
3	0	0	0	7	5	22	13	0	0	0	0	C. Mine and stone extraction
197	4	12	0	14	2	53	15	0	0	0	0	D. Manufacturing industry
14	0	0	0	1	1	19	10	0	0	0	0	E. El.power, gas and water production and supply
76	0	0	0	11	2	50	7	0	0	0	0	F. Construction
635	5	5	0	35	0	96	16	0	0	0	0	G. Wholesale and retail trade; repair of motor vehicles, motorcycles and personal and household devices
267	0	39	0	9	2	18	2	0	0	0	0	H. Hotels and restaurants
222	26	1	0	14	0	51	17	0	0	0	0	I. Transportation, storage and communications
70	2	1	0	2	0	45	8	0	0	0	0	J. Finance brokerage
105	3	0	0	12	2	98	37	0	0	0	0	K. Real-estate, renting and business activities
48	14	1	0	8	0	197	68	0	0	0	0	L. Public administration and defense; mandatory social insurance
8	1	0	0	3	1	173	115	0	0	0	0	M. Education
91	22	3	0	20	8	66	28	3	0	0	0	N. Health care and social work
124	5	2	0	8	1	33	14	0	0	0	0	O. Other utility, social and personal service activities
2	0	0	0	0	0	0	0	0	0	0	0	P. Private households with employed persons
0	0	0	0	0	0	0	0	0	0	0	0	Q. Extra-territorial organizations and bodies
1902	82	65	0	144	24	928	351	3	0	0	0	Total

STRUKTURA OGLAŠENIH SLOBODNIH RADNIH MJESTA ZA PRIPRAVNIKE PREMA STEPENU STRUČNE SPREME  
U MJESECU MARTU 2008. GODINE

G 17

STRUCTURE OF ANNOUNCED VACANCIES FOR TRAINEES BY EDUCATIONAL LEVEL  
IN MARCH 2008



# T 11

## PREGLED OGLAŠENIH SLOBODNIH RADNIH MJESTA PREMA VRSTI RADNOG MJESTA, VRSTI RADNOG ODNOSA I STEPENU STRUČNE SPREME U MARTU 2008. GODINE

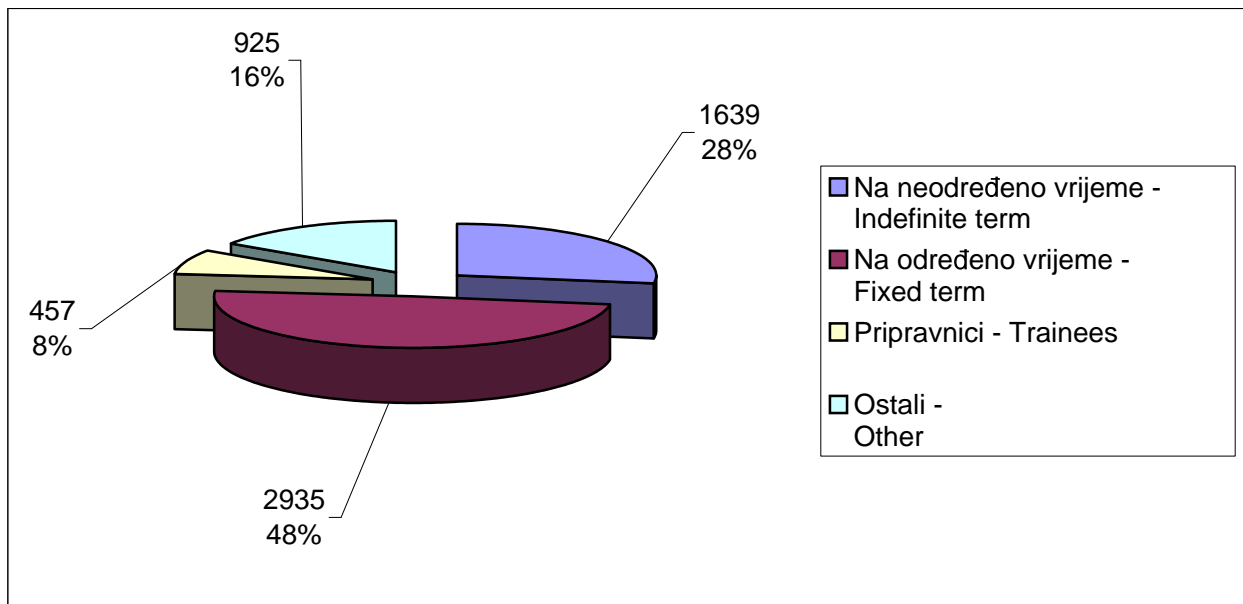
### ANNOUNCED VACANCIES BY JOB TYPE, EMPLOYMENT CONTRACT TYPE AND EDUCATIONAL LEVEL IN MARCH 2008

Stepen stručne spreme Educational level	Ukupno Total	Vrsta radnog mjesta Type of job		Vrsta radnog odnosa employment Type of			
		Novootvorena - Newly created	Upraznjena - Vacancy	Na neodređeno vrijeme - Indefinite term	Na određeno vrijeme - Fixed term	Pripravnici - Trainees	Ostali - Other
I	1148	519	629	228	644	0	276
II	345	180	165	79	101	0	165
III	1421	744	677	485	709	0	227
IV	1902	836	1066	516	1105	82	199
V	65	16	49	7	29	0	29
VI	144	66	78	43	69	24	8
VII-1	928	462	466	278	278	351	21
VII-2	3	0	3	3	0	0	0
VIII	0	0	0	0	0	0	0
<b>UKUPNO - TOTAL</b>	<b>5956</b>	<b>2823</b>	<b>3133</b>	<b>1639</b>	<b>2935</b>	<b>457</b>	<b>925</b>

# G 18

## STRUKTURA OGLAŠENIH SLOBODNIH RADNIH MJESTA PREMA VRSTI RADNOG ODNOSA U MJESECU MARTU 2008. GODINE

### STRUCTURE OF ANNOUNCED VACANCIES BY EMPLOYMENT CONTRACT TYPE IN MARCH 2008





# Mjesečni statistički bilten

Mart 2008. godine

# T 12

## PREGLED ZASNIVANJA RADNOG ODNOSA PREMA OPŠTINAMA, STRUČNOJ SPREMI I POLU U MJESECU MARTU 2008. GODINE

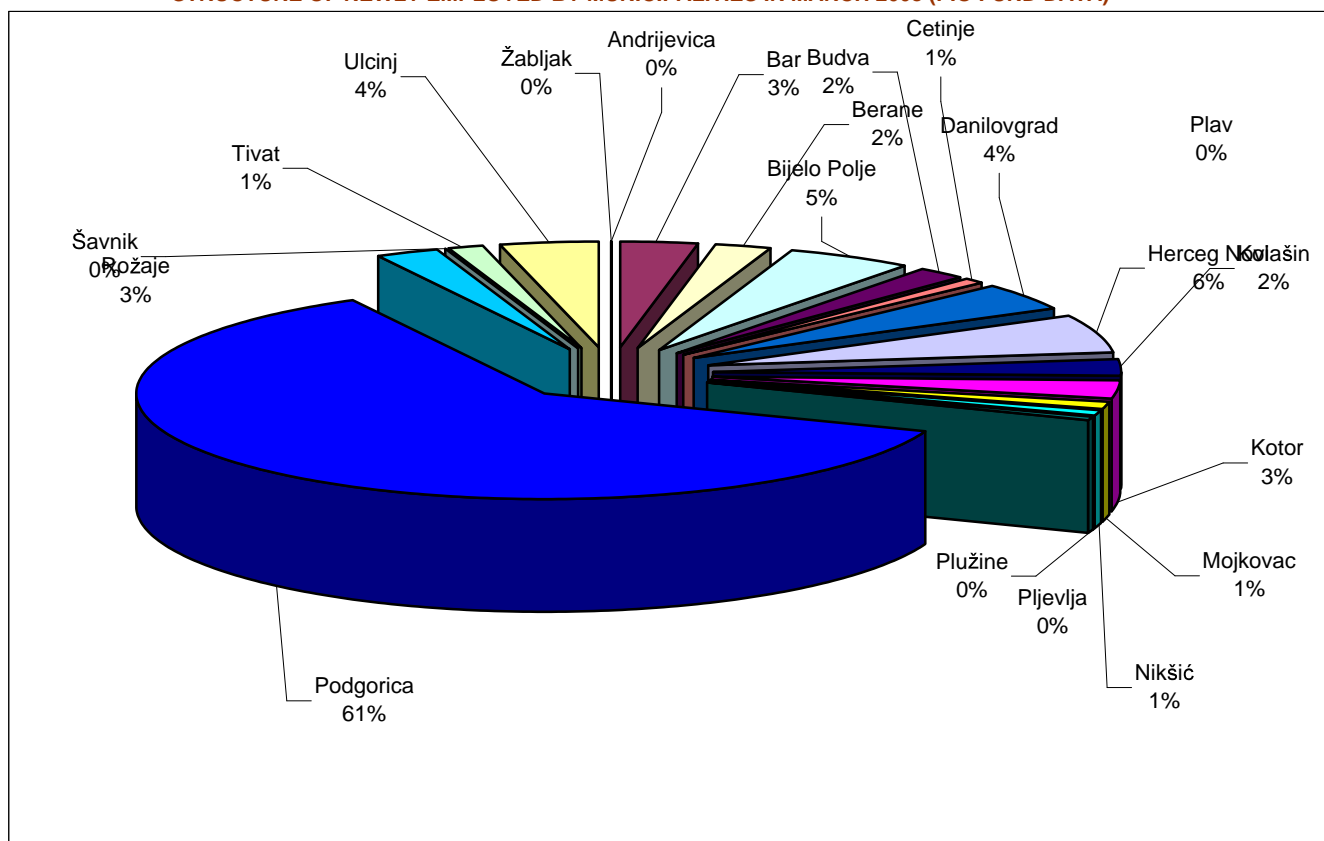
### EMPLOYED BY MUNICIPALITIES, EDUCATIONAL LEVEL AND GENDER IN MARCH 2008

Redni broj --- Row number	Opština --- Municipality	Ukupan broj novozaposlenih lica (podaci Fonda PIO) Total number of newly employed (fund PIO data)	Broj lica zaposlenih posredstvom ZZZCG Number of employed through EAM brokerage	Pripravnici Trainees	Stepen stručne spreme			
					I	II	III	
					Ukupno Total	Ukupno Total	Ukupno Total	Pripravnici Trainees
1.	Andrijevića	3	6	2	0	0	2	0
2.	Bar	85	221	2	58	14	61	0
3.	Berane	72	76	14	14	0	14	0
4.	Bijelo Polje	149	115	17	11	3	28	0
5.	Budva	53	39	1	9	0	11	0
6.	Cetinje	28	41	3	8	2	7	0
7.	Danilovgrad	120	54	4	16	1	9	0
8.	Herceg Novi	180	213	5	20	20	68	0
9.	Kolašin	67	22	0	3	0	10	0
10.	Kotor	86	59	3	9	2	20	0
11.	Mojkovac	37	21	2	3	0	9	0
12.	Nikšić	20	375	16	28	9	126	0
13.	Plav	3	4	0	0	0	2	0
14.	Plužine	0	3	1	0	0	2	0
15.	Prijevlja	13	177	13	34	5	60	1
16.	Podgorica	1828	1045	51	157	30	255	0
17.	Rožaje	78	18	2	3	0	7	0
18.	Šavnik	0	0	0	0	0	0	0
19.	Tivat	40	65	1	14	0	21	0
20.	Ulcinj	114	54	1	14	1	15	0
21.	Žabljak	0	6	2	0	0	1	0
<b>Ukupno</b> --- <b>Total</b>		<b>2976</b>	<b>2614</b>	<b>140</b>	<b>401</b>	<b>87</b>	<b>728</b>	<b>1</b>

# G 19

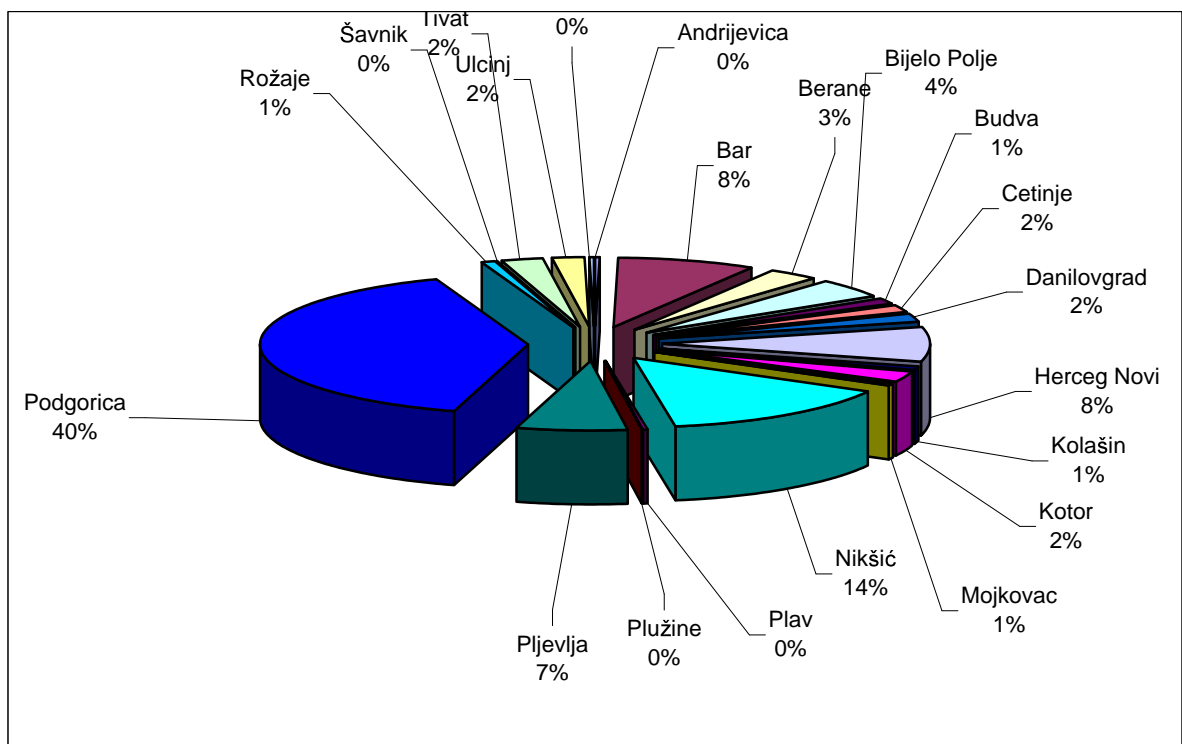
## STRUKTURA ZASNIVANJA RADNOG ODNOSA PREMA OPŠTINAMA U MJESECU MARTU 2008. GODINE (PODACI FONDA PIO)

### STRUCTURE OF NEWLY EMPLOYED BY MUNICIPALITIES IN MARCH 2008 (PIO FUND DATA)



Educational level											
IV		V		VI		VII-1		VII-2		VIII	
Ukupno Total	Pripravnici Trainees	Ukupno Total	Pripravnici Trainees	Ukupno Total	Pripravnici Trainees	Ukupno Total	Pripravnici Trainees	Ukupno Total	Pripravnici Trainees	Ukupno Total	Pripravnici Trainees
2	0	0	0	0	0	2	2	0	0	0	0
69	0	1	0	9	1	9	1	0	0	0	0
32	2	0	0	0	0	16	12	0	0	0	0
45	5	0	0	8	0	20	12	0	0	0	0
13	0	0	0	0	0	6	1	0	0	0	0
13	0	0	0	7	1	4	2	0	0	0	0
21	1	0	0	2	0	5	3	0	0	0	0
64	0	1	0	20	2	20	3	0	0	0	0
7	0	0	0	0	0	2	0	0	0	0	0
19	1	0	0	2	0	7	2	0	0	0	0
6	0	0	0	2	1	1	1	0	0	0	0
161	5	1	0	12	1	38	10	0	0	0	0
2	0	0	0	0	0	0	0	0	0	0	0
0	0	0	0	0	0	1	1	0	0	0	0
51	2	3	0	6	0	18	10	0	0	0	0
426	16	5	0	24	4	144	31	4	0	0	0
4	0	0	0	1	0	3	2	0	0	0	0
0	0	0	0	0	0	0	0	0	0	0	0
21	1	1	0	4	0	4	0	0	0	0	0
15	0	0	0	3	0	6	1	0	0	0	0
2	0	0	0	1	0	2	2	0	0	0	0
<b>973</b>	<b>33</b>	<b>12</b>	<b>0</b>	<b>101</b>	<b>10</b>	<b>308</b>	<b>96</b>	<b>4</b>	<b>0</b>	<b>0</b>	<b>0</b>

BROJ ZAPOSLENIH LICA POSREDSTVOM ZAVODA ZA ZAPOSŁJAVANJE U MJESECU MARTU 2008. GODINE **G 20**  
 NUMBER OF PERSONS EMPLOYED THROUGH EAM BROKERAGE IN MARCH 2008



# T 12-1

## PREGLED ZASNIVANJA RADNOG ODNOSA PREMA OPŠTINAMA, STRUČNOJ SPREMI I POLU U PERIODU JANUAR - MART 2008. GODINE

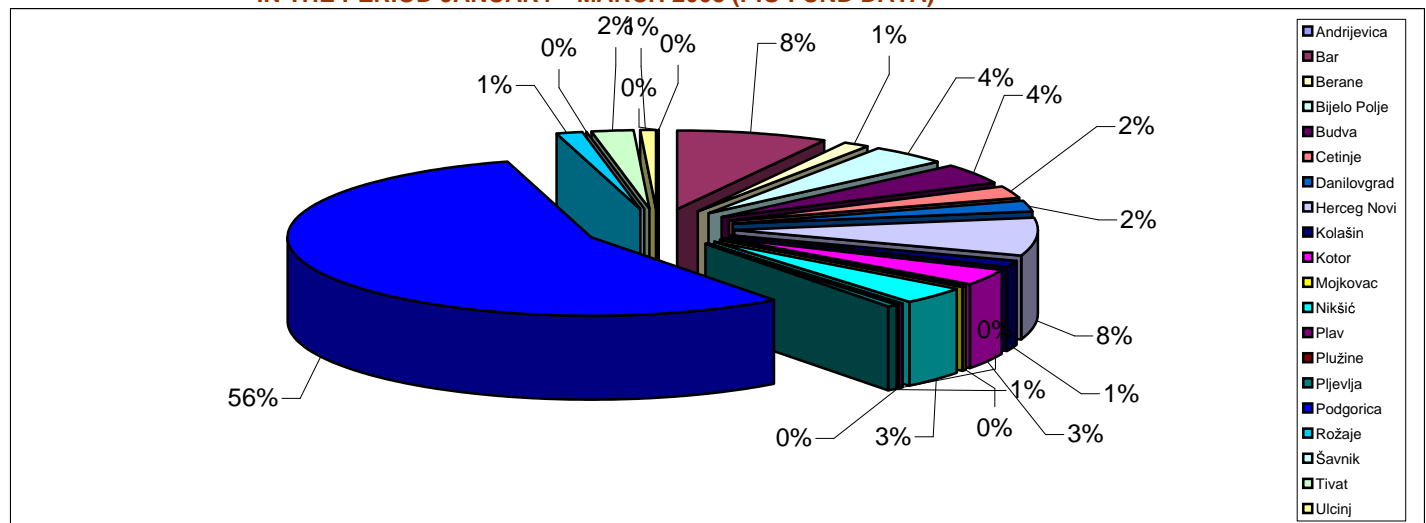
### EMPLOYED BY MUNICIPALITIES, EDUCATIONAL LEVEL AND GENDER IN THE PERIOD JANUARY - MARCH 2008

Redni broj --- Row number	Opština --- Municipality	Ukupan broj novozaposlenih lica (podaci Fonda PIO)	Broj lica zaposlenih posredstvom ZZZCG	Pripravnici Trainees	Stepen stručne spreme			
					I	II	III	
		Total number of newly employed (fund PIO data)	Number of employed through EAM brokerage		Ukupno Total	Ukupno Total	Ukupno Total	Pripravnici Trainees
1.	Andrijevica	3	13	3	0	0	2	0
2.	Bar	400	513	13	116	26	145	0
3.	Berane	94	146	20	28	0	26	0
4.	Bijelo Polje	467	318	27	38	10	84	0
5.	Budva	113	209	1	42	7	64	0
6.	Cetinje	79	106	14	16	2	23	1
7.	Danilovgrad	282	119	4	40	4	23	0
8.	Herceg Novi	315	503	18	60	49	148	0
9.	Kolašin	169	70	1	5	3	33	0
10.	Kotor	176	260	9	38	14	69	0
11.	Mojkovac	72	54	4	5	0	26	0
12.	Nikšić	47	945	36	71	22	314	0
13.	Plav	3	9	3	0	0	2	0
14.	Plužine	0	5	1	1	0	3	0
15.	Pljevlja	42	436	24	74	16	147	1
16.	Podgorica	5207	2951	190	401	83	700	3
17.	Rožaje	131	67	13	14	0	20	0
18.	Šavnik	0	1	0	0	0	0	0
19.	Tivat	71	179	4	25	8	60	0
20.	Ulcinj	233	197	6	48	8	60	0
21.	Žabljak	0	28	4	6	0	6	0
<b>Ukupno</b> --- <b>Total</b>		<b>7904</b>	<b>7129</b>	<b>395</b>	<b>1028</b>	<b>252</b>	<b>1955</b>	<b>5</b>

# G 20-1

## STRUKTURA ZASNIVANJA RADNOG ODNOSA PREMA OPŠTINAMA U PERIODU JANUAR - MART 2008. GODINE ( PODACI FONDA PIO )

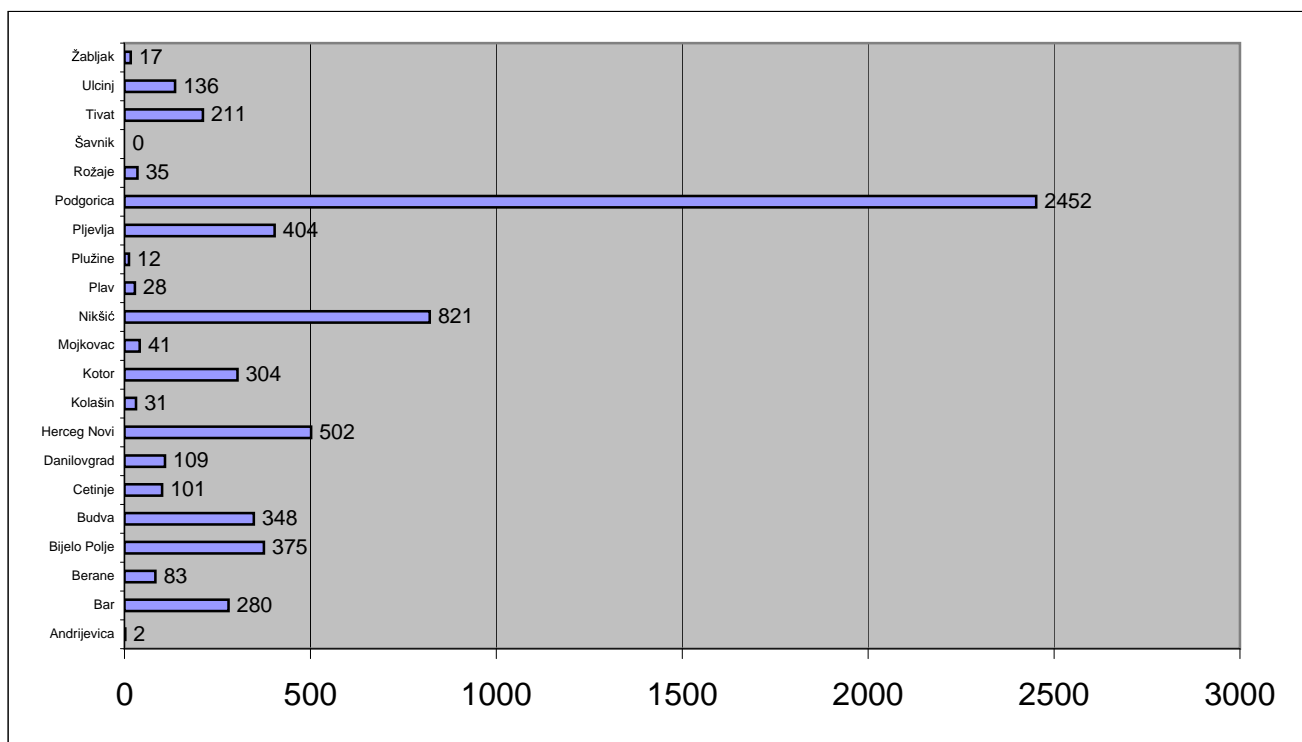
### STRUCTURE OF EMPLOYED BY MUNICIPALITIES IN THE PERIOD JANUARY - MARCH 2008 (PIO FUND DATA)



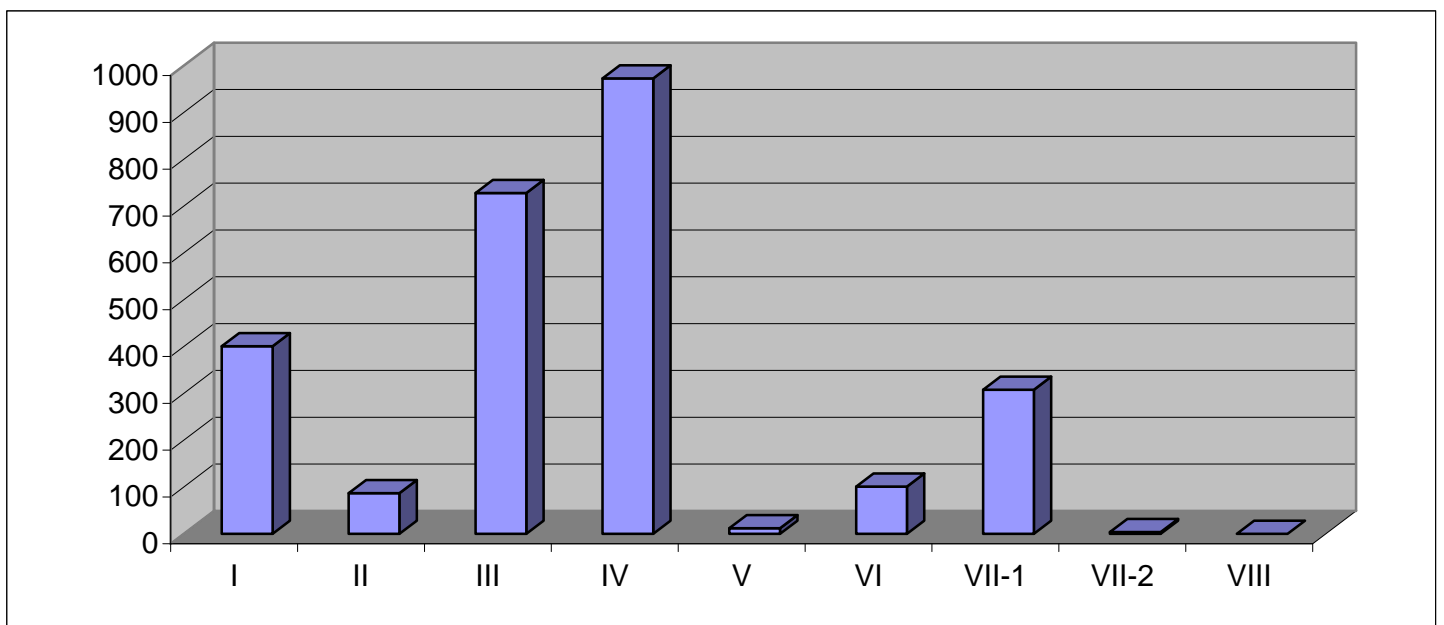
Educational level											
IV		V		VI		VII-1		VII-2		VIII	
Ukupno Total	Pripravnici Trainees	Ukupno Total	Pripravnici Trainees	Ukupno Total	Pripravnici Trainees	Ukupno Total	Pripravnici Trainees	Ukupno Total	Pripravnici Trainees	Ukupno Total	Pripravnici Trainees
7	1	0	0	1	0	3	2	0	0	0	0
163	3	1	0	30	5	32	5	0	0	0	0
66	4	0	0	5	2	21	14	0	0	0	0
117	10	0	0	34	4	35	13	0	0	0	0
69	0	5	0	5	0	17	1	0	0	0	0
38	2	1	0	8	2	18	9	0	0	0	0
37	1	0	0	3	0	12	3	0	0	0	0
160	2	2	0	36	6	47	10	1	0	0	0
25	1	0	0	1	0	3	0	0	0	0	0
97	2	0	0	15	1	26	6	1	0	0	0
10	0	1	0	2	1	10	3	0	0	0	0
399	9	5	0	40	5	94	22	0	0	0	0
6	3	0	0	0	0	1	0	0	0	0	0
0	0	0	0	0	0	1	1	0	0	0	0
135	4	4	0	12	0	48	19	0	0	0	0
1260	46	15	0	94	14	388	126	10	1	0	0
25	9	0	0	2	1	6	3	0	0	0	0
1	0	0	0	0	0	0	0	0	0	0	0
61	2	2	0	11	0	11	1	1	1	0	0
51	1	2	0	10	1	18	4	0	0	0	0
12	1	0	0	2	1	2	2	0	0	0	0
<b>2739</b>	<b>101</b>	<b>38</b>	<b>0</b>	<b>311</b>	<b>43</b>	<b>793</b>	<b>244</b>	<b>13</b>	<b>2</b>	<b>0</b>	<b>0</b>

BROJ ZAPOSLENIH LICA POSREDSTVOM ZAVODA ZA ZAPOSŁJAVANJE  
U PERIODU JANUAR - MART 2008. GODINE  
NUMBER OF EMPLOYED THROUGH EAM BROKERAGE  
IN THE PERIOD JANUARY - MARCH 2008

G 20-2



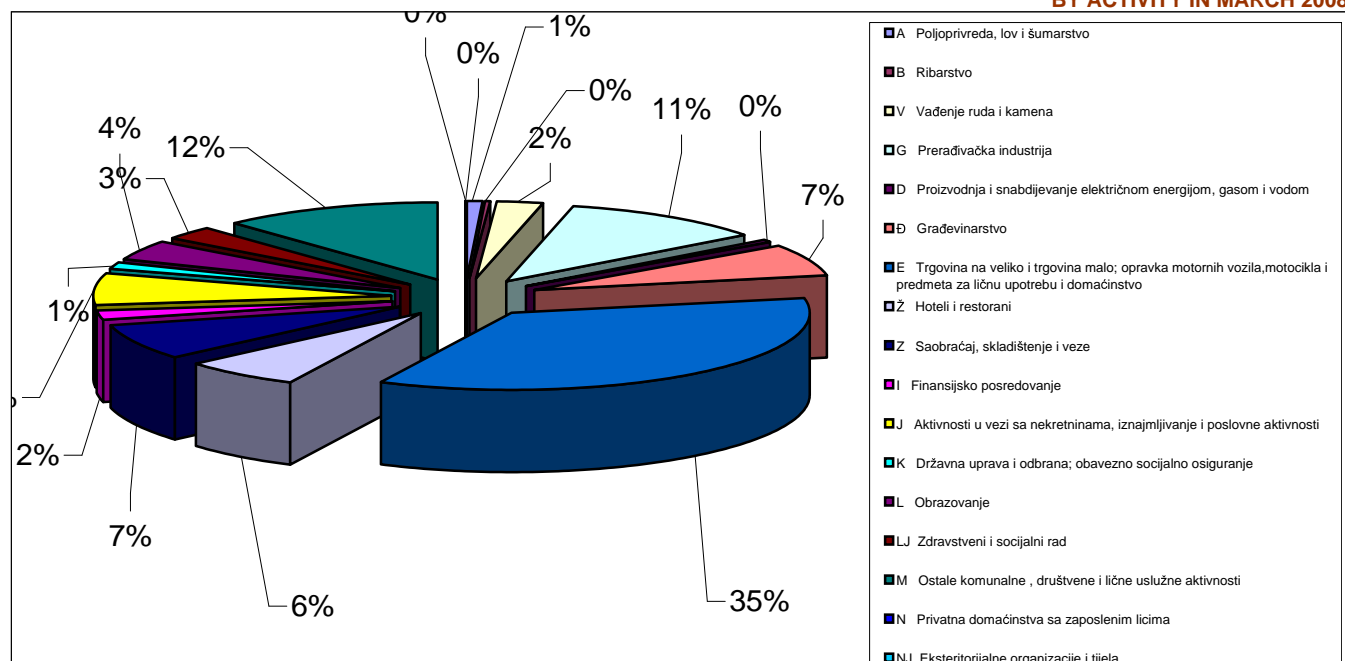
Djelatnost	UKUPNO TOTAL	Pripravnici Trainees	Stepen stručne spreme			
			I	II	III	
			Ukupno Total	Ukupno Total	Ukupno Total	Pripravnici Trainees
A Poljoprivreda, lov i šumarstvo	19	3	5	1	5	0
B Ribarstvo	8	0	0	0	2	0
V Vađenje ruda i kamena	64	1	14	2	26	0
G Prerađivačka industrija	295	11	60	14	105	0
D Proizvodnja i snabdijevanje električnom energijom, gasom i vodom	13	1	4	0	4	0
Đ Građevinarstvo	175	7	38	10	56	0
E Trgovina na veliko i trgovina malo; opravka motornih vozila, motocikla i predmeta za ličnu upotrebu i domaćinstvo	924	9	140	25	305	0
Ž Hoteli i restorani	164	3	37	7	55	0
Z Saobraćaj, skladištenje i veze	196	6	29	8	43	0
I Finansijsko posredovanje	53	9	2	0	3	0
J Aktivnosti u vezi sa nekretninama, iznajmljivanje i poslovne aktivnosti	176	22	16	5	41	0
K Državna uprava i odbrana; obavezno socijalno osiguranje	36	6	1	3	3	0
L Obrazovanje	103	37	3	1	3	0
LJ Zdravstveni i socijalni rad	74	11	2	1	5	0
M Ostale komunalne , društvene i lične uslužne aktivnosti	314	14	50	10	72	1
N Privatna domaćinstva sa zaposlenim licima	0	0	0	0	0	0
NJ Eksteritorijalne organizacije i tijela	0	0	0	0	0	0
UKUPNO	2614	140	401	87	728	1



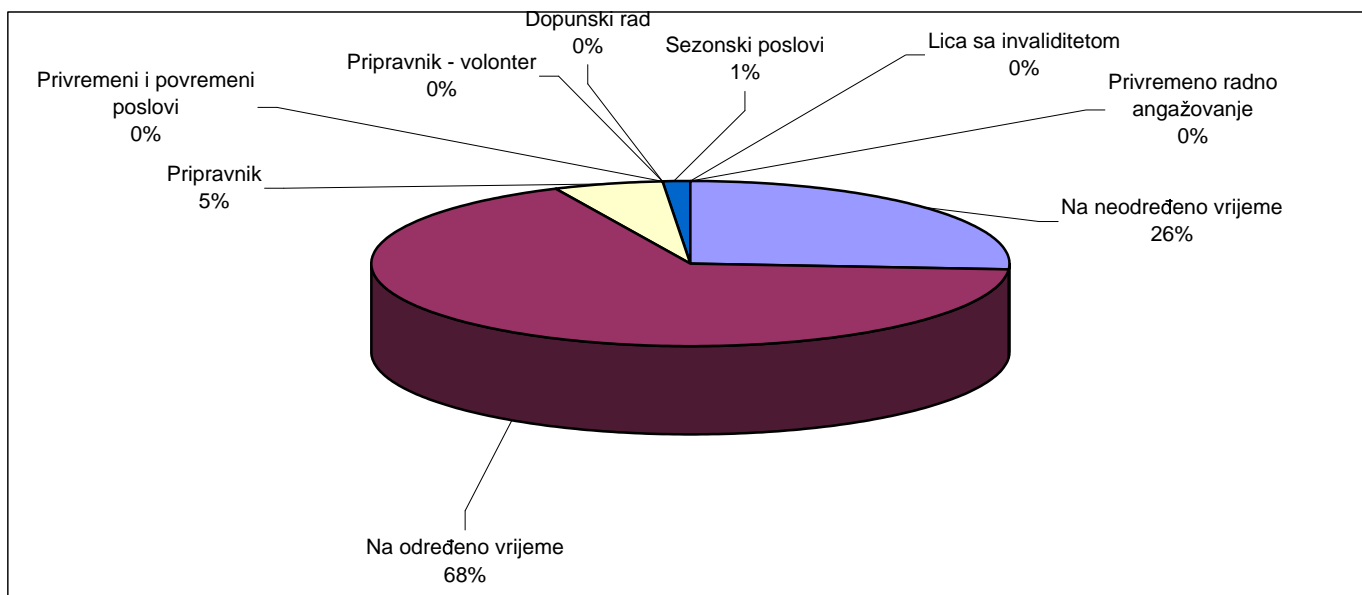
Educational level												Economic activity
IV		V		VI		VII-1		VII-2		VIII		
Ukupno Total	Pripravnici Trainees	Ukupno Total	Pripravnici Trainees	Ukupno Total	Pripravnici Trainees	Ukupno Total	Pripravnici Trainees	Ukupno Total	Pripravnici Trainees	Ukupno Total	Pripravnici Trainees	
4	2	0	0	1	1	3	0	0	0	0	0	A. Agriculture, hunting and forestry
6	0	0	0	0	0	0	0	0	0	0	0	B. Fishing
18	1	0	0	3	0	1	0	0	0	0	0	C. Mine and stone extraction
89	5	1	0	11	2	15	4	0	0	0	0	D. Manufacturing industry
4	0	0	0	0	0	1	1	0	0	0	0	E. El.power, gas and water production and supply
49	4	0	0	3	1	19	2	0	0	0	0	F. Construction
384	3	5	0	19	2	46	4	0	0	0	0	G. Wholesale and retail trade; repair of motor vehicles, motorcycles and personal and household devices
56	0	0	0	4	1	5	2	0	0	0	0	H. Hotels and restaurants
82	1	3	0	17	0	13	5	1	0	0	0	I. Transportation, storage and communication
23	2	1	0	6	1	18	6	0	0	0	0	J. Finance brokerage
59	4	0	0	9	1	45	17	1	0	0	0	K. Real-estate, renting and business activities
9	0	0	0	4	0	16	6	0	0	0	0	L. Public administration and defense; mandatory social insurance
4	1	1	0	15	0	76	36	0	0	0	0	M. Education
39	6	1	0	1	1	24	4	1	0	0	0	N. Health care and social work
147	4	0	0	8	0	26	9	1	0	0	0	O. Other communal, social and personal service activities
0	0	0	0	0	0	0	0	0	0	0	0	P. Private households with employed persons
0	0	0	0	0	0	0	0	0	0	0	0	Q. Extra-territorial organizations and bodies
973	33	12	0	101	10	308	96	4	0	0	0	Total

STRUKTURA ZASNIVANJA RADNOG ODNOSA POSREDSTVOM ZZZCG  
PO DJELATNOSTIMA U MJESECU MARTU 2008. GODINE  
STRUCTURE OF NEWLY EMPLOYED THROUGH EAM BROKERAGE  
BY ACTIVITY IN MARCH 2008

G 22



Vrsta radnog odnosa - angažovanja	UKUPNO TOTAL	Način zapošljavanja Type of recruitment			Type of employment-recruitment
		Iz radnog odnosa Labour based	Sa evidencije nezaposlenih lica From the register of unemployed	Ostalo Other	
Na neodređeno vrijeme	681	32	493	156	Indefinite term
Na određeno vrijeme	1755	88	1427	240	Fixed term
Pripravnik	140	0	127	13	Trainee
Pripravnik - volonter	0	0	0	0	Trainee volunteer
Dopunski rad	5	3	1	1	Additional work
Privremeni i povremeni poslovi	0	0	0	0	Temporary and occasional jobs
Sezonski poslovi	33	0	31	2	Seasonal jobs
Privremeno radno angažovanje	0	0	0	0	Temporary work
Lica sa invaliditetom	0	0	0	0	Persons with disability
UKUPNO	2614	123	2079	412	TOTAL





THE MOST DEMANDED OCCUPATIONS BY REGISTERED VACANCIES IN MARCH 2008

Šifra zanimanja Occupation code	Zanimanje Occupation	Broj traženih radnika Number of vacancies	Zanimanje Occupation
109900	Lica bez zanimanja i stručne spreme (I SSS - NK)	1039	Persons without occupation or degree (I - unskilled)
306400	Prodavac (III SSS i KV)	258	Salesman (III and skilled)
306513	Kelner	185	Waiter (III)
406700	Ekonomski tehničar (IV SSS)	170	Technician in business administration (IV)
305600	Vozač drumskog vozila (III SSS i KV)	147	Road vehicle driver (III and skilled)
716800	Diplomirani pravnik (VII/1 SSS)	128	Lawyer (VII/1)
716700	Diplomirani ekonomista za opštu ekonomiju, bankarstvo i finansije (VII/1 SSS)	103	Economist for general economics, banking and finance (VII/1)
306515	Kuvar jednostavnih jela	90	Simple dishes cook
205200	Pomoćni građevinski radnik (II SSS i PK)	72	Auxiliary construction worker (II and semi-skilled)
408201	Maturant gimnazije (IV SSS)	65	Graduate from comprehensive grammar school (IV)
206522	Sobarica	63	Chambermaid
206513	Servir	60	Food and drinks server
206515	Pomoćni kuvar	57	Auxiliary cook
406400	Trgovacki tehničar (IV SSS)	51	Technician in trade (IV)
405600	Tehničar drumskog saobraćaja (IV SSS)	51	Technician in road transportation (IV)
104502	Čistač prostorija	51	Premises sweeper
715200	Diplomirani inženjer građevinarstva (VII/1 SSS)	44	Engineer in civil engineering (VII/1)
306517	Točilac pića	43	Drinks pourer
406513	Konobar	40	Waiter (IV)
405604	Vozač teretnog motornog vozila	38	Cargo motor-vehicle driver
717502	Profesor razredne nastave	37	Teacher in primary school (I-III grade)
716710	Diplomirani ekonomista	33	Economist
406523	Recepcionar	33	Receptionist
302200	Mehaničar, mašinista, mašinbravar (III SSS i KV)	32	Mechanic, machinist, mechanical locksmith (III and skilled)
717534	Profesor engleskog jezika	31	English language teacher
305604	Vozač teretnjaka	31	Cargo vehicle driver
719000	Doktor medicine (VII/1 SSS)	29	Doctor in medicine (VII/1)
717579	Profesor fizičke kulture	26	Physical exercise teacher
406515	Kuvar	26	Cook
406427	Prodavac naftnih derivata i gasa	26	Salesman of oil products and gas
616700	Ekonomista za finansije, računovodstvo i bankarstvo (VI/1 SSS)	25	Economist for finance, accounting and banking (VI/1)
301813	Bravar	24	Locksmith
717515	Profesor srpskohrvatskog jezika	23	Serbo-Croat language teacher
712600	Diplomirani inženjer elektrotehnike za elektroniku (VII/1 SSS)	23	Engineer in el. engineering for electronics (VII/1)
407201	Tehničar zaštite imovine	22	Technician in property protection
402000	Mašinski tehničar - konstruktor (IV SSS)	22	Technician in mechanical engineering - constructor (IV)
409000	Medicinski tehničar (IV SSS)	19	Technician in medicine (IV)
305231	Rukovalac jednostavnim građevinskim mašinama	19	Operator of simple construction machines
300513	Mesar	19	Butcher
409200	Farmaceutski tehničar (IV SSS)	18	Technician in pharmaceuticals
406500	Turistički i ugostiteljski tehničar (IV SSS)	18	Technician in tourism and hospitality (IV)
712400	Diplomirani inženjer elektrotehnike za energetiku (VII/1 SSS)	17	Engineer in el. engineering for energy (VII/1)
711800	Diplomirani mašinski inženjer (VII/1 SSS)	17	Engineer in mechanical engineering (VII/1)
409002	Medicinska sestra	17	Nurse
506513	Konobar - specijalista	16	Waiter - specialist
405200	Građevinski tehničar (IV SSS)	16	Technician in construction (IV)
206500	Pomoćni ugostitelj (II SSS i PK)	16	Auxiliary hotel-keeper (II and semi-skilled)
106401	Trgovinski manipulant	16	Dealer in trade
719100	Doktor stomatologije (VII/1 SSS)	15	Doctor in dentistry (VII/1)
407100	Administrativni tehničar (IV SSS)	15	Technician in administration (IV)

# T 16

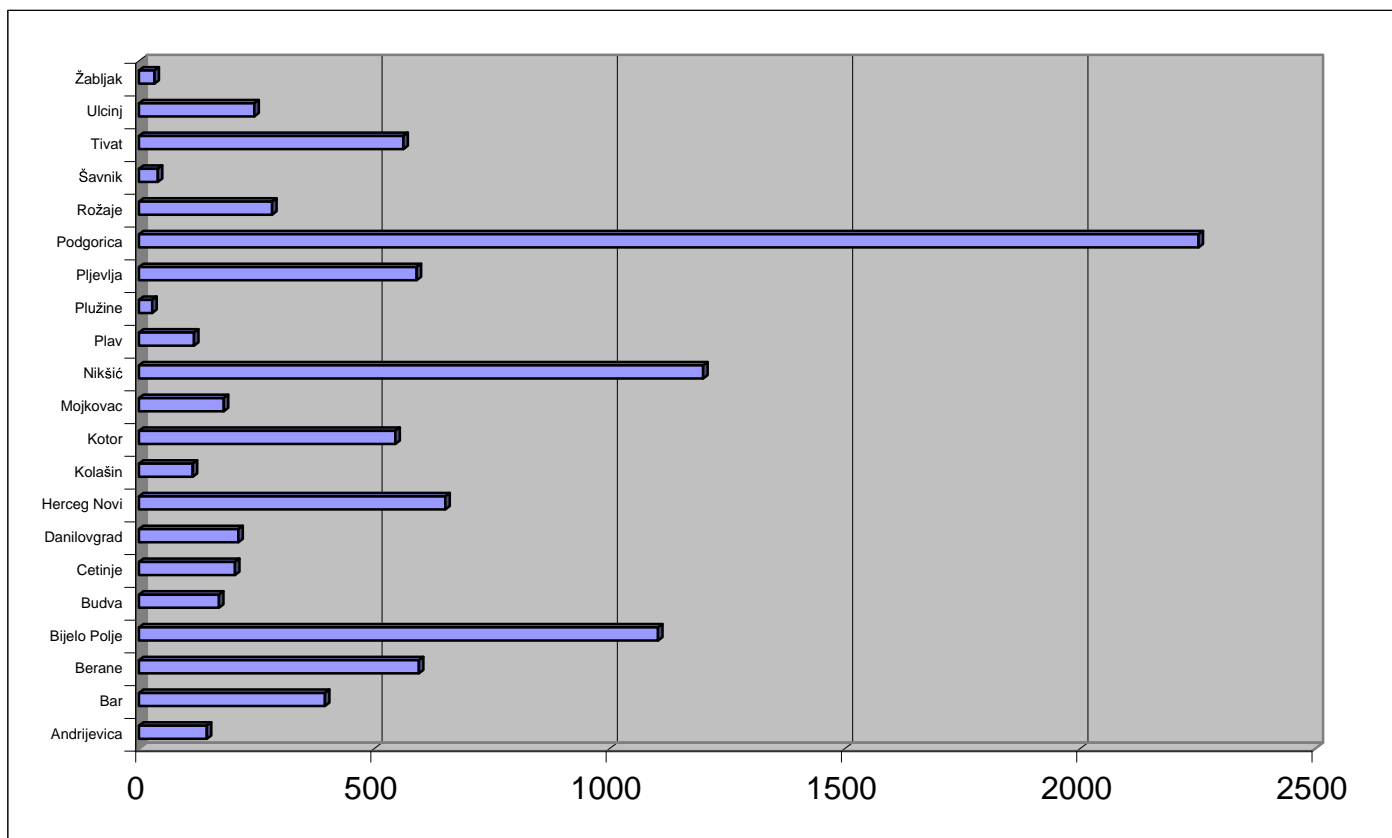
## PREGLED BROJA ISPLATA NOVČANE NAKNADE I IZNOS ISPLAĆENIH SREDSTAVA PREMA OPŠTINAMA, STRUČNOJ SPREMI I POLU U MJESECU MARTU 2008. GODINE

### NUMBER OF UNEMPLOYMENT BENEFITS PAID OFF AND AMOUNT OF PAID FUNDS BY MUNICIPALITIES, EDUCATIONAL LEVEL AND GENDER IN MARCH 2008

Redni broj --- Row number	Opština --- Municipality	Iznos sredstava Amount	Broj isplata Number of claimants	Žene Women	Stepen stručne spreme					
					I		II		III	
					Ukupno --- Total	Žene --- Women	Ukupno --- Total	Žene --- Women	Ukupno --- Total	Žene --- Women
1.	Andrijevica	6269,63	144	45	46	13	0	0	64	20
2.	Bar	18456,01	395	223	90	37	57	28	85	61
3.	Berane	32285,30	595	146	255	46	0	0	247	68
4.	Bijelo Polje	38013,00	1103	471	296	161	89	51	472	156
5.	Budva	9918,23	170	72	21	10	27	7	66	31
6.	Cetinje	11335,50	204	99	52	27	8	6	74	34
7.	Danilovgrad	7930,50	211	45	46	3	8	3	78	13
8.	Herceg Novi	20356,24	651	325	26	9	96	56	223	50
9.	Kolašin	6093,00	114	29	42	5	4	3	42	13
10.	Kotor	17824,88	545	171	27	3	92	45	189	27
11.	Mojkovac	5297,90	180	54	52	7	14	4	57	18
12.	Nikšić	64563,40	1199	557	239	115	254	110	350	163
13.	Plav	6462,47	117	24	46	7	0	0	45	11
14.	Plužine	1177,50	28	7	5	1	4	0	11	5
15.	Pljevlja	19778,94	590	216	131	15	109	35	179	71
16.	Podgorica	87444,43	2252	749	446	104	156	68	827	260
17.	Rožaje	24905,65	283	85	93	25	0	0	134	40
18.	Šavnik	1402,50	40	10	16	4	5	1	11	2
19.	Tivat	18430,50	562	143	35	3	97	24	195	28
20.	Ulcinj	12949,54	245	93	63	20	51	15	59	12
21.	Žabljak	1127,50	33	14	2	0	7	4	14	6
	<b>Ukupno</b> --- <b>Total</b>	<b>412022,62</b>	<b>9661</b>	<b>3578</b>	<b>2029</b>	<b>615</b>	<b>1078</b>	<b>460</b>	<b>3422</b>	<b>1089</b>

# G 24

## STRUKTURA BROJA ISPLATA NOVČANE NAKNADE U MJESECU MARTU 2008. GODINE STRUCTURE OF NUMBER OF UNEMPLOYMENT BENEFITS PAID OFF IN MARCH 2008



Educational level											
IV		V		VI		VII-1		VII-2		VIII	
Ukupno ---- Total	Žene ---- Women	Ukupno ---- Total	Žene ---- Women	Ukupno ---- Total	Žene ---- Women	Ukupno ---- Total	Žene ---- Women	Ukupno ---- Total	Žene ---- Women	Ukupno ---- Total	Žene ---- Women
24	7	0	0	7	3	3	2	0	0	0	0
135	86	2	1	26	10	0	0	0	0	0	0
67	17	0	0	17	9	9	6	0	0	0	0
190	82	3	1	26	9	27	11	0	0	0	0
49	17	1	1	6	6	0	0	0	0	0	0
55	25	3	0	3	3	8	4	0	0	1	0
54	22	14	1	5	2	6	1	0	0	0	0
179	154	28	7	41	27	54	19	4	3	0	0
25	8	0	0	1	0	0	0	0	0	0	0
157	65	18	4	31	16	31	11	0	0	0	0
42	21	2	0	7	3	6	1	0	0	0	0
278	134	5	2	36	15	37	18	0	0	0	0
19	4	0	0	4	1	3	1	0	0	0	0
8	1	0	0	0	0	0	0	0	0	0	0
133	75	2	1	20	9	16	10	0	0	0	0
583	254	90	5	43	20	106	37	0	0	1	1
39	12	0	0	12	6	5	2	0	0	0	0
7	2	0	0	1	1	0	0	0	0	0	0
122	75	49	2	15	4	49	7	0	0	0	0
66	40	5	5	1	1	0	0	0	0	0	0
6	2	0	0	1	0	3	2	0	0	0	0
<b>2238</b>	<b>1103</b>	<b>222</b>	<b>30</b>	<b>303</b>	<b>145</b>	<b>363</b>	<b>132</b>	<b>4</b>	<b>3</b>	<b>2</b>	<b>1</b>

STRUKTURA BROJA ISPLATA NOVČANE NAKNADE PO STEPENU STRUČNE SPREME  
U MJESECU MARTU 2008. GODINE

G 25

STRUCTURE OF NUMBER OF UNEMPLOYMENT BENEFITS PAID  
OFF BY EDUCATIONAL LEVEL IN MARCH 2008

