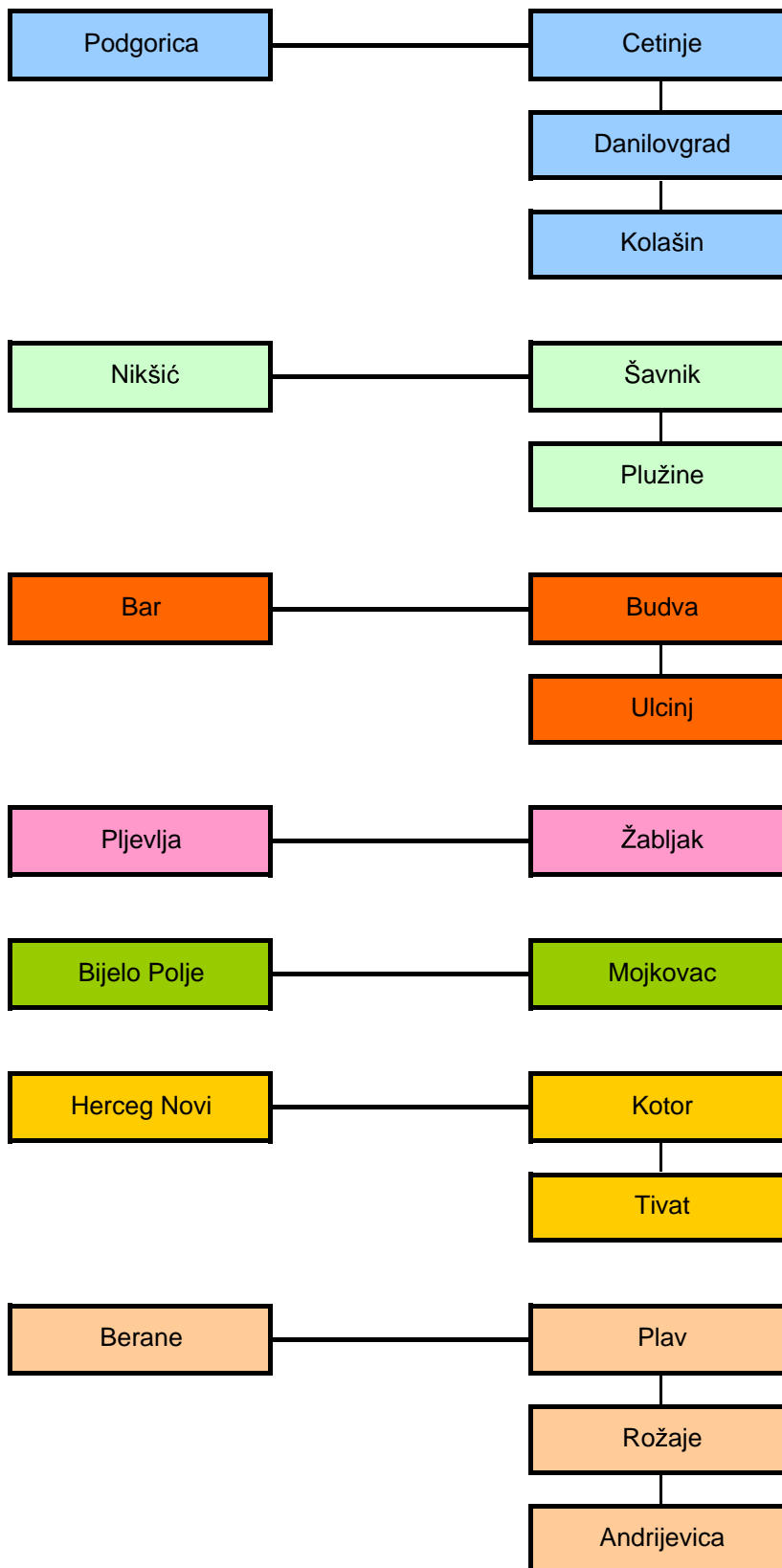


BIROI RADA SA KANCELARIJAMA ZAVODA ZA ZAPOŠLJAVANJE CRNE GORE
EMPLOYMENT BUREAUS WITH LOCAL OFFICES OF EAM

BIROI RADA
EMPLOYMENT BUREAUS

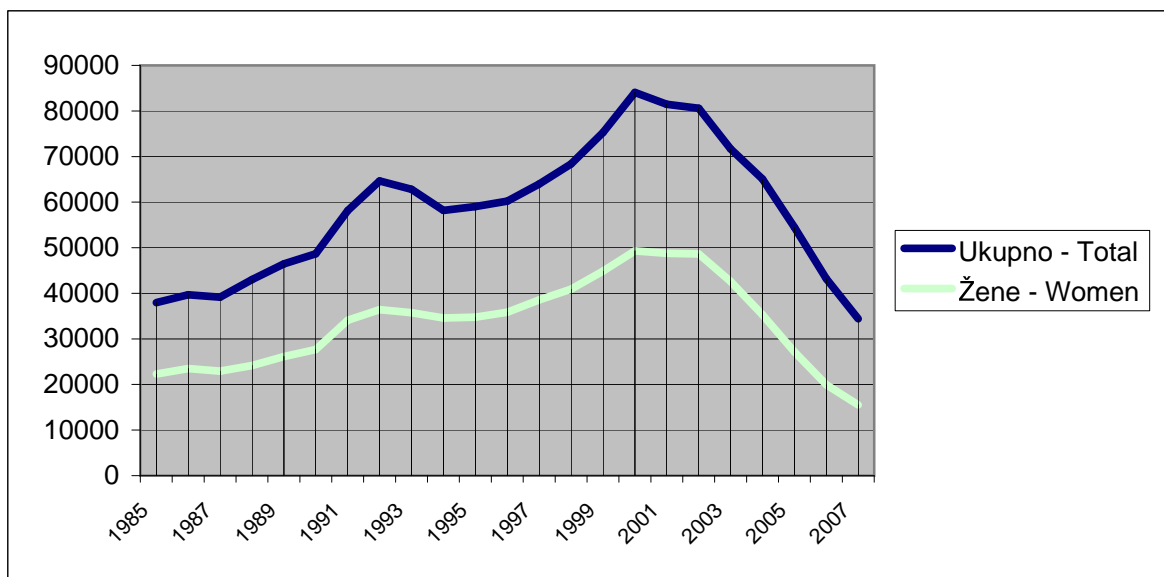
KANCELARIJE
LOCAL OFFICES





Godina Year	Novo- prijavljeni ----- Newly registered	Zaposleni sa evidencije ZZZCG ----- Employed from register	Prestanak vođenja evidencije ---- Termination of keeping evidence	Nezaposlena lica (prosjeak) Unemployed persons (average)					Prijavljene potrebe za radnicima i pripravnici ----- Registered vacancies
				Ukupno --- Total	Lančani indeks ----- Chain index	Žene ---- Women	Prvi put traže zaposlenje ---- First-time job seekers	Korisnici novčane naknade ---- Unemployment benefit claimants	
1985	25824	13536	...	37973	108,86	22297	30331	1296	23480
1986	27180	13764	...	39666	104,45	23479	29825	1698	24791
1987	26508	11832	...	39146	98,68	22938	29141	2024	22579
1988	23804	11168	...	43001	109,84	24166	31031	3751	20807
1989	22620	10469	...	46450	108,02	26112	33623	3807	20579
1990	24792	8816	...	48684	104,80	27667	35712	5179	15547
1991	21292	5832	7789	58144	119,43	34109	34809	5374	14009
1992	26079	5814	...	64632	111,15	36418	36809	5051	11474
1993	19771	3564	...	62818	97,19	35741	36749	2351	10028
1994	17192	4798	...	58188	92,62	34601	34012	1487	13427
1995	23035	5746	17565	59045	101,47	34762	35613	2480	17967
1996	24755	5648	14991	60225	101,99	35852	36610	3479	18540
1997	24124	5044	15332	63995	106,25	38539	38697	3072	16185
1998	24802	4845	15612	68373	106,84	40895	41070	3096	18420
1999	30134	4764	14579	75303	110,13	44892	45939	2686	11457
2000	27129	5815	19982	84061	111,63	49289	50570	2363	16404
2001	25449	7689	19125	81468	96,91	48774	48912	2223	18438
2002	23945	6734	20762	80584	98,91	48618	47766	2533	22243
2003	35533	10681	31646	71679	88,94	42607	41643	2900	32455
2004	35967	15222	37592	65064	90,77	35287	33387	4432	31065
2005	30035	21077	42809	54459	83,70	27152	23010	6137	34994
2006	31561	23463	42969	43190	79,31	19949	14855	7833	48284
2007	26263	31897	34933	34396	79,64	15513	10069	8654	63898

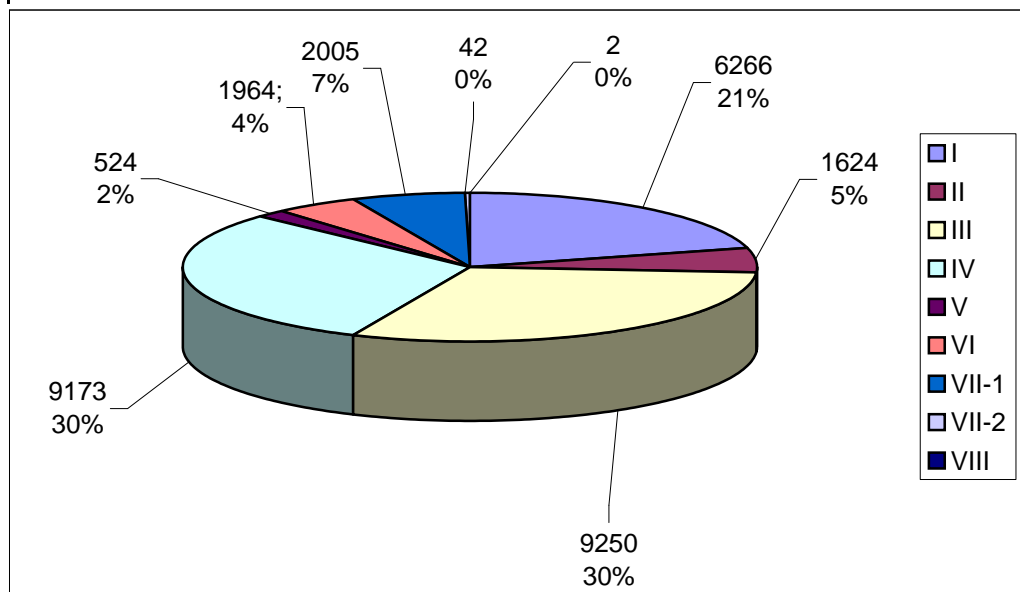
NEZAPOSLENA LICA PREMA POLU OD 1985. DO 2008. GODINE
UNEMPLOYED PERSONS BY GENDER FROM 1985 TO 2008



Redni broj ---- Row number	Sadržaj	Ukupno Total	Žene Women	Stepen stručne spreme					
				I		II		III	
				Ukupno Total	Žene Women	Ukupno Total	Žene Women	Ukupno Total	Žene Women
1.	NEZAPOSLENI KRAJEM PRETHODNOG MJESECA	31258	13764	6429	2159	1659	744	9551	3415
2.	NOVOPRIJAVLJENI U IZVEŠTAJNOM MJESECU	1601	801	327	138	52	31	374	148
2.1.	Prvi put, nema zapošljavanja	277	134	58	19	4	1	35	13
2.2.	Prvi put, ima zapošljavanja	220	100	75	37	5	3	45	15
2.3.	Nije prvi put, nema zapošljavanja	311	157	94	41	11	7	71	28
2.4.	Nije prvi put, ima zapošljavanja	793	410	100	41	32	20	223	92
3.	RAZLOZI PRESTANKA RADNOG ODNOSA	298	158	90	45	16	10	66	32
3.1.	Prestanak rada poslodavca	2	1	0	0	0	0	1	0
3.2.	Pismena izjava zaposlenog da želi da raskine radni odnos (otkaz ugovora o radu)	21	8	6	1	3	1	8	4
3.3.	Isplaćena jednokratna novčana naknada zaposlenom za čijim je radom prestala potreba	1	0	0	0	0	0	0	0
3.4.	Isplaćena otpremnina zaposlenom za čijim je radom prestala potreba	93	44	40	19	0	0	18	7
3.5.	Zaključivanje sporazuma s poslodavcem o prestanku radnog odnosa	23	10	5	1	0	0	11	6
3.6.	Istek rada na određeno vrijeme u svojstvu pripravnika	9	7	0	0	0	0	0	0
3.7.	Istek rada na određeno vrijeme	120	69	34	22	9	5	24	13
3.8.	Istek radnog angažovanja nezaposlenog lica	12	7	2	0	3	3	2	1
3.9.	Izrečena mjera prestanka radnog odnosa zbog povrede radnih dužnosti i obaveza	1	0	0	0	0	0	1	0
3.10.	Ostali razlozi utvrđeni zakonom ili kolektivnim ugovorom	6	5	3	2	1	1	1	1
3.11.	Stečaj preduzeća	9	7	0	0	0	0	0	0
3.12.	Odbijanje rada na drugo radno mjesto, pošto je utvrđeno da zaposleni ne ostvaruje odgovarajuće	1	0	0	0	0	0	0	0
4.	ZAPOŠLJAVANJE POSREDSTVOM ZAVODA ZA ZAPOŠLJAVANJE	2261	1022	353	122	73	35	645	216
4.1.	Na neodređeno vrijeme	617	278	87	29	15	11	190	66
4.2.	Na određeno vrijeme	1263	551	209	59	45	17	375	121
4.3.	Pripravnik	134	79	0	0	0	0	2	1
4.4.	Pripravnik - volonter	0	0	0	0	0	0	0	0
4.5.	Dopunski rad	0	0	0	0	0	0	0	0
4.6.	Privremeni i povremeni poslovi	0	0	0	0	0	0	0	0
4.7.	Sezonski poslovi	247	114	57	34	13	7	78	28
4.8.	Privremeno radno angažovanje	0	0	0	0	0	0	0	0
4.9.	Lica sa invaliditetom	0	0	0	0	0	0	0	0
5.	PRESTANAK VOĐENJA EVIDENCIJE	2741	1317	518	190	89	47	737	263
6.	NEZAPOSLENI KRAJEM IZVJEŠTAJNOG MJESECA	30270	13348	6266	2135	1624	731	9250	3327
6.1.	Od ukupno nezaposlenih - prvi put traže zaposlenje	7655	3651	1602	679	402	185	2189	800

Educational level												Contents
IV		V		VI		VII-1		VII-2		VIII		
Ukupno Total	Žene Women	Ukupno Total	Žene Women	Ukupno Total	Žene Women	Ukupno Total	Žene Women	Ukupno Total	Žene Women	Ukupno Total	Žene Women	
9495	5411	533	36	1424	747	2121	1227	44	23	2	2	UNEMPLOYED AT THE END OF PREVIOUS MONTH
533	294	5	1	84	46	222	141	3	1	1	1	NEWLY-REGISTERED IN REPORTING MONTH
88	43	0	0	14	5	78	53	0	0	0	0	First-time, no previous employment
70	34	0	0	7	3	16	8	2	0	0	0	First-time, with previous employment
95	53	1	0	11	8	28	20	0	0	0	0	Not first time, no previous employment
280	164	4	1	52	30	100	60	1	1	1	1	Not first time, with previous employment
67	37	1	0	16	13	42	21	0	0	0	0	REASONS FOR TERMINATING EMPLOYMENT CONTRACT
0	0	0	0	0	0	1	1	0	0	0	0	Business closure
4	2	0	0	0	0	0	0	0	0	0	0	Written statement of employee who wants to terminate employment contract (terms of notice of employment contract)
1	0	0	0	0	0	0	0	0	0	0	0	One-off support paid off to employee whose work is no longer required
28	15	1	0	3	2	3	1	0	0	0	0	Severance fee paid off to employee whose work is no longer required
6	3	0	0	0	0	1	0	0	0	0	0	Signing agreement with employer related to terminating employment contract
2	2	0	0	0	0	7	5	0	0	0	0	Expiry of fixed term traineeship employment contract
23	12	0	0	12	10	18	7	0	0	0	0	Termination of fixed term employment contract
0	0	0	0	1	1	4	2	0	0	0	0	Termination of employment of unemployed person
0	0	0	0	0	0	0	0	0	0	0	0	Pronounced measure of termination of employment due to violation of work duties and obligations
1	1	0	0	0	0	0	0	0	0	0	0	Other reasons defined by law or collective agreement
2	2	0	0	0	0	7	5	0	0	0	0	Enterprise bankruptcy
0	0	0	0	0	0	1	0	0	0	0	0	Refusal of placement to another job after it has been defined that employee does not fulfill
810	441	13	2	88	44	277	161	2	1	0	0	EMPLOYMENT THROUGH EAM BROKERAGE
217	124	4	0	25	12	77	35	2	1	0	0	Indefinite term employment
498	277	8	1	44	23	84	53	0	0	0	0	Fixed term employment
16	8	0	0	9	3	107	67	0	0	0	0	Trainee
0	0	0	0	0	0	0	0	0	0	0	0	Trainee-volunteer
0	0	0	0	0	0	0	0	0	0	0	0	Additional work
0	0	0	0	0	0	0	0	0	0	0	0	Temporary and occasional jobs
79	32	1	1	10	6	9	6	0	0	0	0	Seasonal jobs
0	0	0	0	0	0	0	0	0	0	0	0	Temporary work
0	0	0	0	0	0	0	0	0	0	0	0	Persons with disability
914	523	11	2	122	74	344	213	5	4	1	1	TERMINATION OF KEEPING EVIDENCE
9173	5224	524	34	1384	715	2005	1160	42	20	2	2	UNEMPLOYED AT THE END OF REPORTING MONTH
2462	1382	15	1	323	167	654	430	8	7	0	0	Out of total unemployed - first time job-seekers

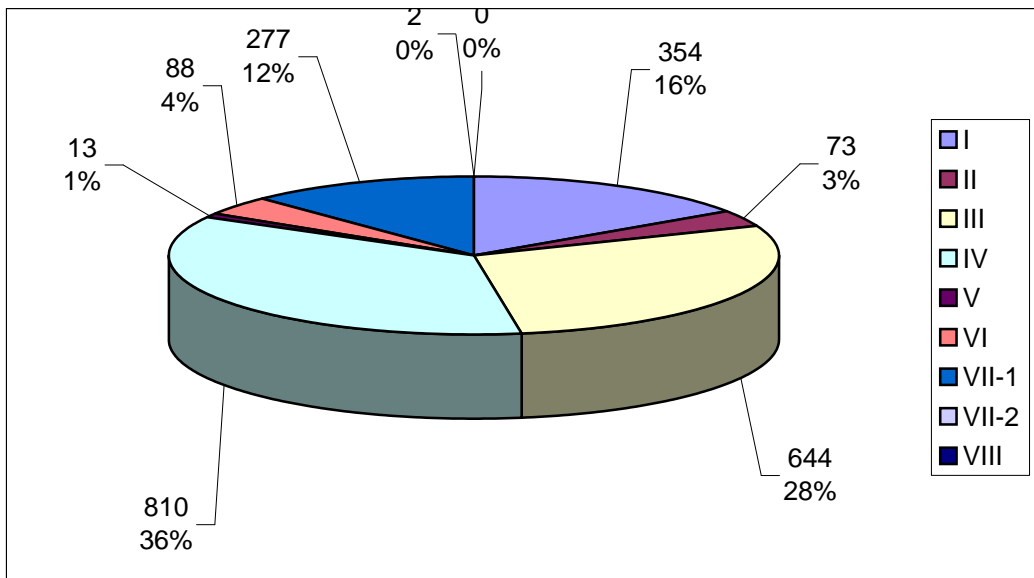
	Mjesec Month	Ukupno Total	Stepen stručne spreme			
			I	II	III	IV
Lica koja traže zaposlenje	04.2008.	30270	6266	1624	9250	9173
	04.2007.	37571	7762	2038	11810	11994
	index	80,57	80,73	79,69	78,32	76,48
Lica koja prvi put traže zaposlenje	04.2008.	7655	1602	402	2189	2462
	04.2007.	11521	2551	527	3555	3815
	index	66,44	62,80	76,28	61,58	64,53
Prijavljeni za zaposlenje	04.2008.	1601	327	52	374	533
	04.2007.	1942	378	64	507	666
	index	82,44	86,51	81,25	73,77	80,03
Novčana naknada - broj slučajeva	04.2008.	9865	2170	1000	3481	2275
	04.2007.	8352	1815	851	2919	1929
	index	118,12	119,56	117,51	119,25	117,94
Prestanak vođenja evidencije	04.2008.	2741	518	89	737	914
	04.2007.	3139	619	132	927	1073
	index	87,32	83,68	67,42	79,50	85,18
Ukupne potrebe za radnicima i pripravnicima	04.2008.	6654	1629	593	1468	1918
	04.2007.	6871	1541	693	1642	2044
	index	96,84	105,71	85,57	89,40	93,84
Potrebe za pripravnicima	04.2008.	396	0	0	0	33
	04.2007.	379	0	0	11	78
	index	104,49	0,00	0,00	0,00	42,31
Zasnivanje radnog odnosa pripravnika	04.2008.	134	0	0	2	16
	04.2007.	134	0	0	1	33
	index	100,00	0,00	0,00	200,00	48,48
Zapošljavanje posredstvom Zavoda za zapošljavanje	04.2008.	2261	354	73	644	810
	04.2007.	2319	366	117	621	858
	index	97,50	96,72	62,39	103,70	94,41
Prijavljeni za zaposlenje po prestanku radnog odnosa	04.2008.	290	90	16	66	66
	04.2007.	361	78	20	115	88
	index	80,33	115,38	80,00	57,39	75,00
Nezaposlena lica na početku izvještajnog mjeseca	04.2008.	31410	6457	1661	9613	9554
	04.2007.	38768	8003	2106	12230	12401
	index	81,02	80,68	78,87	78,60	77,04
Nezaposlena lica zbog prestanka rada poslodavca	04.2008.	2	0	0	1	0
	04.2007.	3	0	0	0	3
	index	66,67	0,00	0,00	0,00	0,00



Educational level					
V	VI	VII-1	VII-2	VIII	
524	1384	2005	42	2	Job seekers
413	1652	1876	24	2	
126,88	83,78	106,88	175,00	100,00	
15	323	654	8	0	First time job seekers
24	436	609	4	0	
62,50	74,08	107,39	200,00	0,00	
5	84	222	3	1	Registered for employment
12	97	216	2	0	
41,67	86,60	102,78	150,00	0,00	
224	305	398	7	5	Unemployment benefit - number of claimants
172	336	325	3	2	
130,23	90,77	122,46	233,33	250,00	
11	122	344	5	1	Number of persons deactivated from the register
17	133	235	3	0	
64,71	91,73	146,38	166,67	0,00	
102	149	762	33	0	Total demand for workers and trainees
110	155	680	6	0	
92,73	96,13	112,06	550,00	0,00	
0	44	318	1	0	Demand for trainees
0	13	277	0	0	
0,00	338,46	114,80	0,00	0,00	
0	9	107	0	0	Employed trainees with co-funding of EAM
0	11	87	2	0	
0,00	81,82	122,99	0,00	0,00	
13	88	277	2	0	Employment through EAM brokerage
14	102	238	3	0	
92,86	86,27	116,39	66,67	0,00	
1	16	35	0	0	Registered for employment upon termination of employment contract
8	16	35	0	1	
12,50	100,00	100,00	0,00	0,00	
530	1422	2127	44	2	Unemployed at the beginning of reporting month
418	1688	1895	25	2	
126,79	84,24	112,24	176,00	100,00	
0	0	1	0	0	Unemployed due to business closure
0	0	0	0	0	
0,00	0,00	0,00	0,00	0,00	

ZAPOŠLJAVANJE POSREDSTVOM ZAVODA ZA ZAPOŠLJAVANJE U APRILU 2008. GODINE

EMPLOYMENT THROUGH EAM BROKERAGE IN APRIL 2008



T 4

NEZAPOSLENA LICA PREMA OPŠTINAMA, STRUČNOJ SPREMI I POLU, STANJE NA DAN 30.04.2008. GODINE

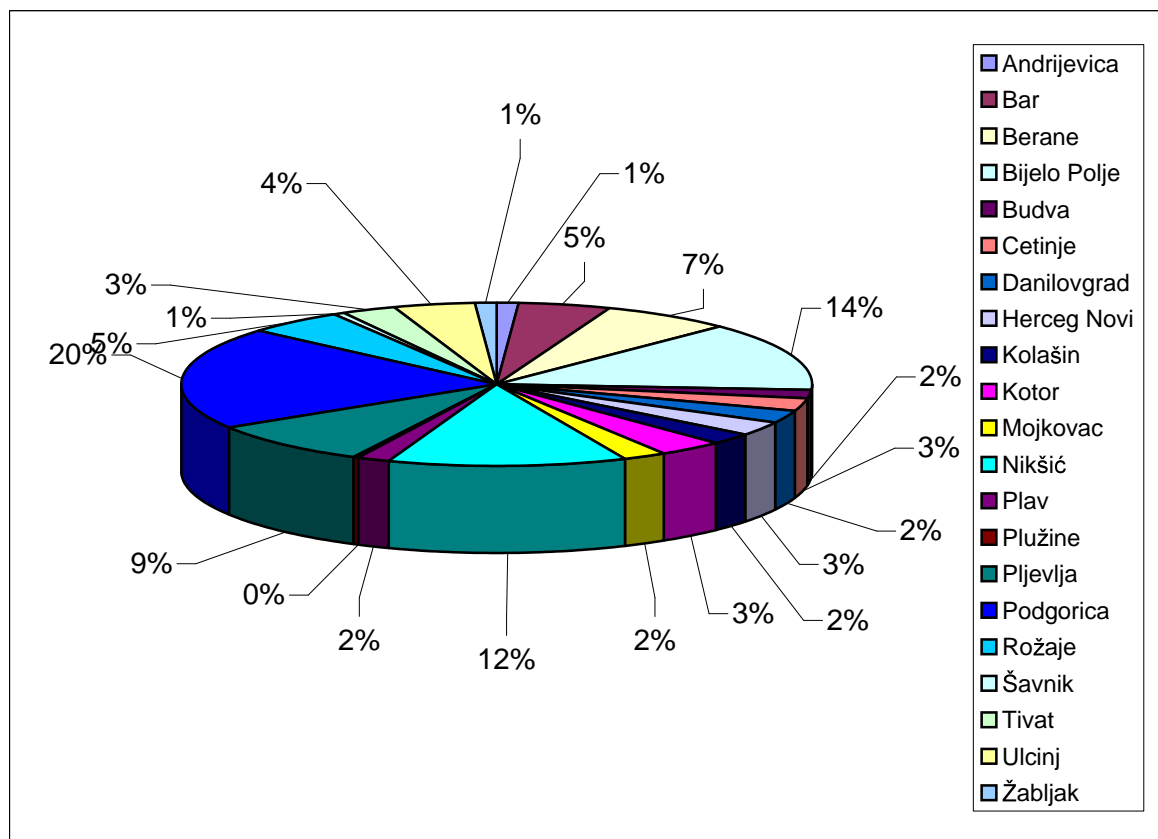
UNEMPLOYED BY MUNICIPALITIES, EDUCATIONAL LEVEL AND GENDER - ON 30.04.2008.

Redni broj --- Row number	Opština --- Municipality	Ukupno Total	Žene Women	% žene Share of women	Stepen stručne spreme					
					I		II		III	
					Ukupno --- Total	Žene --- Women	Ukupno --- Total	Žene --- Women	Ukupno --- Total	Žene --- Women
1.	Andrijevića	364	144	39,6	100	38	8	2	118	41
2.	Bar	1432	853	59,6	335	196	80	49	361	203
3.	Berane	1978	708	35,8	567	139	62	13	533	165
4.	Bijelo Polje	4104	1742	42,4	985	351	272	115	1474	549
5.	Budva	500	322	64,4	94	65	26	16	143	86
6.	Cetinje	814	402	49,4	212	97	45	22	207	85
7.	Danilovgrad	718	293	40,8	145	43	21	15	250	74
8.	Herceg Novi	893	426	47,7	54	24	118	50	305	113
9.	Kolašin	651	254	39,0	226	65	18	14	220	84
10.	Kotor	957	350	36,6	63	26	109	49	341	90
11.	Mojkovac	677	249	36,8	173	37	36	16	252	77
12.	Nikšić	3742	1809	48,3	536	181	204	95	1228	443
13.	Plav	460	151	32,8	124	35	3	0	116	25
14.	Plužine	147	57	38,8	19	8	4	2	68	19
15.	Pijevlja	2600	1188	45,7	537	135	174	64	833	322
16.	Podgorica	6144	2855	46,5	1072	360	303	162	1502	525
17.	Rožaje	1488	429	28,8	485	90	25	3	495	116
18.	Šavnik	180	60	33,3	44	18	7	3	69	22
19.	Tivat	826	308	37,3	64	24	37	18	259	86
20.	Ulcinj	1237	571	46,2	359	165	68	20	370	160
21.	Žabljak	358	177	49,4	72	38	4	3	106	42
	Ukupno --- Total	30270	13348	44,1	6266	2135	1624	731	9250	3327

G 4

STRUKTURA NEZAPOSLENIH PO OPŠTINAMA NA DAN 30.04.2008.GODINE

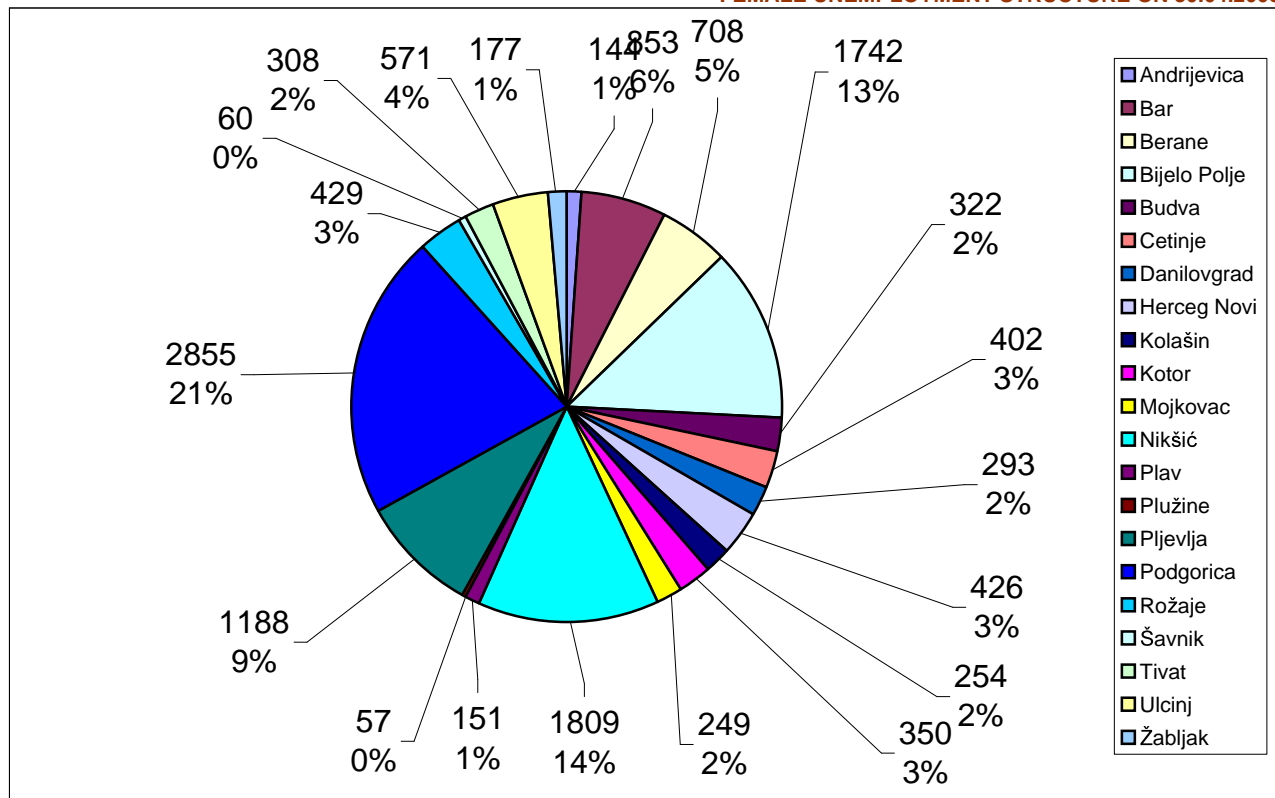
UNEMPLOYMENT STRUCTURE BY MUNICIPALITIES ON 30.04.2008.



Educational level											
IV		V		VI		VII-1		VII-2		VIII	
Ukupno ---- Total	Žene ---- Women	Ukupno ---- Total	Žene ---- Women	Ukupno ---- Total	Žene ---- Women	Ukupno ---- Total	Žene ---- Women	Ukupno ---- Total	Žene ---- Women	Ukupno ---- Total	Žene ---- Women
117	53	2	0	9	4	10	6	0	0	0	0
455	296	15	2	91	48	95	59	0	0	0	0
624	313	9	1	86	35	97	42	0	0	0	0
1098	614	29	3	134	54	112	56	0	0	0	0
149	108	14	3	34	19	38	24	2	1	0	0
265	154	5	0	36	19	41	24	3	1	0	0
228	132	24	1	26	15	24	13	0	0	0	0
229	144	38	2	67	45	78	46	4	2	0	0
155	74	2	0	12	7	18	10	0	0	0	0
223	99	15	1	120	36	82	47	3	1	1	1
170	99	4	1	24	11	18	8	0	0	0	0
1171	675	24	4	215	159	358	250	6	2	0	0
148	72	5	0	20	7	44	12	0	0	0	0
43	23	0	0	8	5	5	0	0	0	0	0
867	575	25	1	78	39	84	51	2	1	0	0
2207	1249	146	9	251	150	642	387	20	12	1	1
335	167	6	0	64	23	78	30	0	0	0	0
53	13	0	0	3	2	4	2	0	0	0	0
194	111	142	4	61	22	69	43	0	0	0	0
285	168	18	2	36	12	99	44	2	0	0	0
157	85	1	0	9	3	9	6	0	0	0	0
9173	5224	524	34	1384	715	2005	1160	42	20	2	2

STRUKTURA NEZAPOSLENIH ŽENA NA DAN 30.04.2008. GODINE
FEMALE UNEMPLOYMENT STRUCTURE ON 30.04.2008.

G 5



T 5

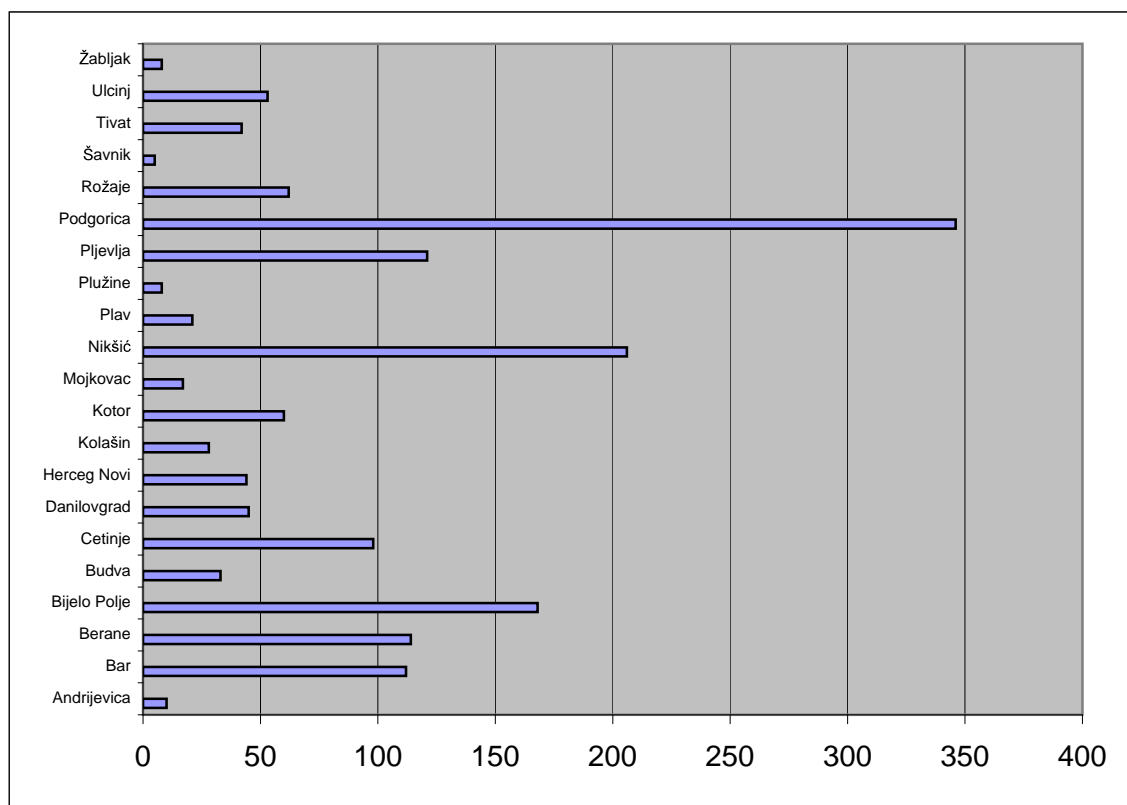
PREGLED NEZAPOSLENIH LICA PRIJAVLJENIH ZA ZAPOSLENJE PREMA OPŠTINAMA, STRUČNOJ SPREMI I POLU U MJESECU APRILU 2008. GODINE

UNEMPLOYED REGISTERED FOR EMPLOYMENT BY MUNICIPALITIES, EDUCATIONAL LEVEL AND GENDER IN APRIL 2008

Redni broj ---- Row number	Opština ---- Municipality	Ukupno Total	Žene Women	% žena Share of women	Stepen stručne spreme					
					I		II		III	
					Ukupno ---- Total	Žene ---- Women	Ukupno ---- Total	Žene ---- Women	Ukupno ---- Total	Žene ---- Women
1.	Andrijevica	10	2	20,0	1	1	0	0	7	0
2.	Bar	112	73	65,2	27	17	10	7	25	15
3.	Berane	114	48	42,1	39	13	2	1	29	13
4.	Bijelo Polje	168	79	47,0	47	19	5	5	44	14
5.	Budva	33	21	63,6	6	3	0	0	5	4
6.	Cetinje	98	53	54,1	35	18	1	0	17	6
7.	Danilovgrad	45	17	37,8	10	4	0	0	14	4
8.	Herceg Novi	44	24	54,5	1	0	2	2	10	6
9.	Kolašin	28	10	35,7	12	3	0	0	12	7
10.	Kotor	60	18	30,0	6	2	3	1	11	2
11.	Mojkovac	17	9	52,9	3	3	0	0	7	3
12.	Nikšić	206	112	54,4	22	10	10	4	44	18
13.	Plav	21	4	19,0	4	0	0	0	5	0
14.	Plužine	8	2	25,0	1	1	0	0	4	0
15.	Pijavlja	121	56	46,3	18	7	9	4	34	10
16.	Podgorica	346	188	54,3	47	16	5	5	55	26
17.	Rožaje	62	30	48,4	20	9	0	0	20	8
18.	Šavnik	5	3	60,0	0	0	0	0	0	0
19.	Tivat	42	18	42,9	11	3	2	1	14	4
20.	Ulcinj	53	29	54,7	15	7	3	1	15	7
21.	Žabljak	8	5	62,5	2	2	0	0	2	1
	Ukupno ---- Total	1601	801	50,0	327	138	52	31	374	148

G 6

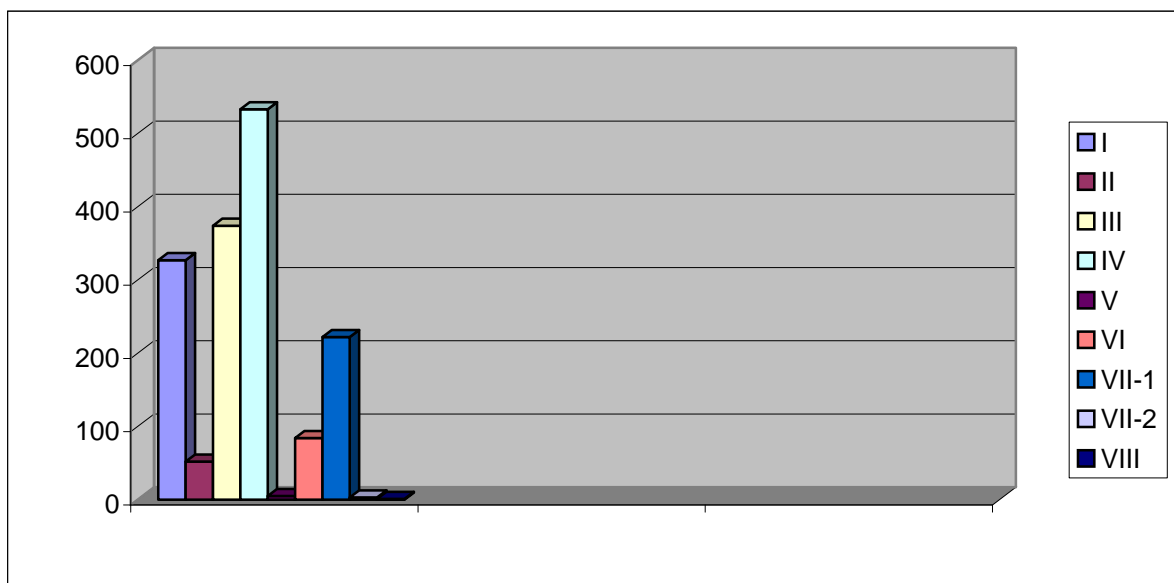
PRIJAVLJENI ZA ZAPOSLENJE PREMA OPŠTINAMA U MJESECU APRILU 2008. GODINE REGISTERED FOR EMPLOYMENT BY MUNICIPALITIES IN APRIL 2008



Educational level											
IV		V		VI		VII-1		VII-2		VIII	
Ukupno ---- Total	Žene ---- Women	Ukupno ---- Total	Žene ---- Women	Ukupno ---- Total	Žene ---- Women	Ukupno ---- Total	Žene ---- Women	Ukupno ---- Total	Žene ---- Women	Ukupno ---- Total	Žene ---- Women
2	1	0	0	0	0	0	0	0	0	0	0
29	21	0	0	6	5	15	8	0	0	0	0
34	16	0	0	3	1	7	4	0	0	0	0
48	26	1	0	10	7	13	8	0	0	0	0
10	5	0	0	4	3	8	6	0	0	0	0
34	22	0	0	4	2	6	4	1	1	0	0
13	5	0	0	4	2	4	2	0	0	0	0
16	7	1	0	4	3	10	6	0	0	0	0
3	0	0	0	0	0	1	0	0	0	0	0
18	4	1	0	10	2	10	6	0	0	1	1
6	3	0	0	0	0	1	0	0	0	0	0
88	49	0	0	10	7	32	24	0	0	0	0
2	1	1	0	0	0	9	3	0	0	0	0
2	1	0	0	0	0	1	0	0	0	0	0
48	32	0	0	7	2	5	1	0	0	0	0
139	77	0	0	17	8	82	56	1	0	0	0
18	11	0	0	1	1	3	1	0	0	0	0
3	1	0	0	1	1	1	1	0	0	0	0
8	4	0	0	1	1	6	5	0	0	0	0
8	6	1	1	2	1	8	6	1	0	0	0
4	2	0	0	0	0	0	0	0	0	0	0
533	294	5	1	84	46	222	141	3	1	1	1

PRIJAVLJENI ZA ZAPOSLENJE PREMA STEPENIMA STRUČNE SPREME U MJESECU APRILU 2008. GODINE
REGISTERED FOR EMPLOYMENT BY EDUCATIONAL LEVEL IN APRIL 2008

G 7



T 6

PREGLED LICA KOJA PRVI PUT TRAŽE ZAPOSLENJE PREMA OPŠTINAMA, STRUČNOJ SPREMI I POLU U MJESECU APRILU 2008. GODINE

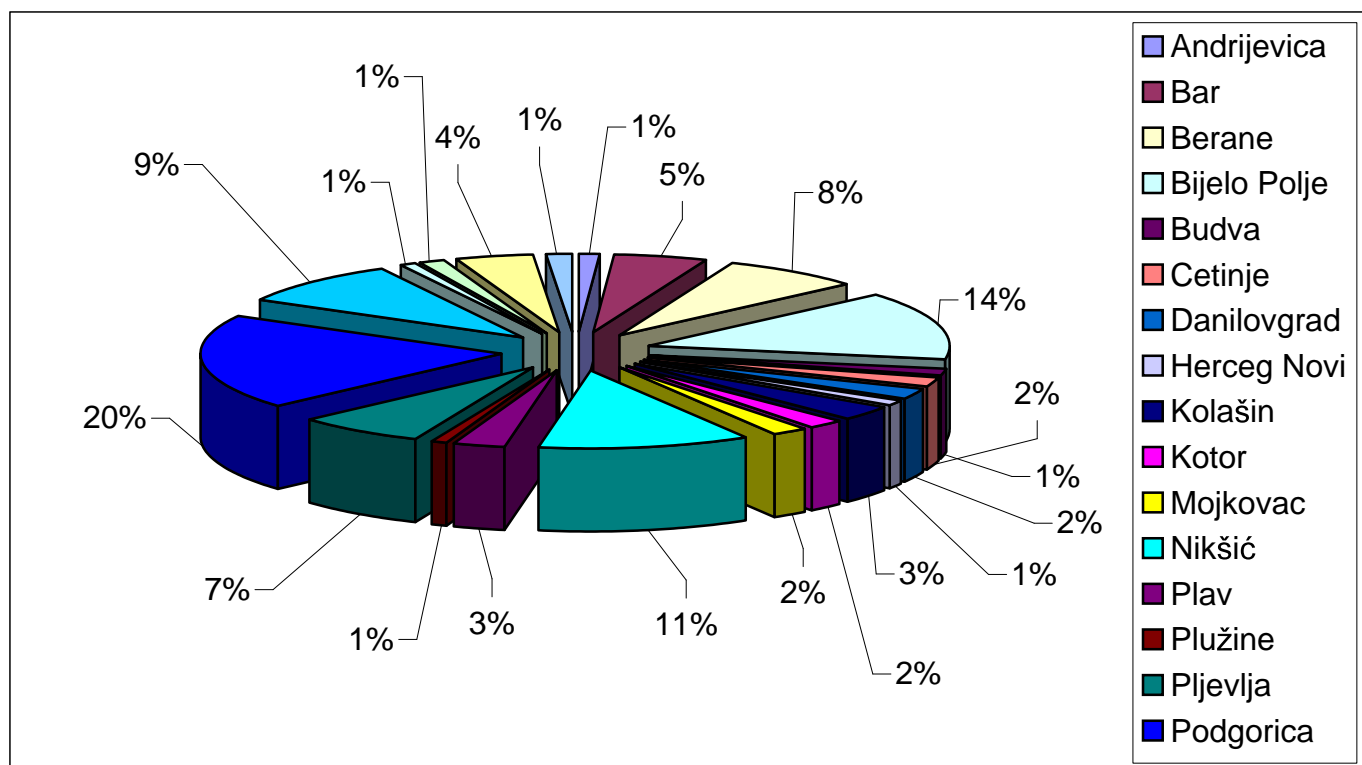
FIRST TIME JOB-SEEKERS BY MUNICIPALITIES, EDUCATIONAL LEVEL AND GENDER IN APRIL 2008

Redni broj --- Row number	Opština --- Municipality	Ukupno Total	Žene Women	% žena Share of women	Stepen stručne spreme					
					I		II		III	
					Ukupno --- Total	Žene --- Women	Ukupno --- Total	Žene --- Women	Ukupno --- Total	Žene --- Women
1.	Andrijevica	81	32	39,5	11	2	6	1	21	9
2.	Bar	377	235	62,3	121	86	28	16	86	45
3.	Berane	585	232	39,7	131	45	38	9	154	49
4.	Bijelo Polje	1093	484	44,3	244	91	65	30	374	144
5.	Budva	98	70	71,4	21	15	4	1	22	15
6.	Cetinje	139	62	44,6	25	5	8	3	27	12
7.	Danilovgrad	182	75	41,2	34	11	4	3	70	20
8.	Herceg Novi	78	42	53,8	6	2	7	4	20	6
9.	Kolašin	233	104	44,6	65	28	3	2	97	39
10.	Kotor	143	55	38,5	9	3	5	3	42	8
11.	Mojkovac	159	60	37,7	32	11	8	2	73	24
12.	Nikšić	867	432	49,8	115	52	37	20	236	62
13.	Plav	221	83	37,6	55	22	1	0	72	15
14.	Plužine	62	26	41,9	8	4	0	0	28	9
15.	Pljevlja	527	292	55,4	82	36	43	24	169	74
16.	Podgorica	1512	804	53,2	252	103	107	54	285	120
17.	Rožaje	697	227	32,6	208	48	18	1	252	74
18.	Šavnik	63	20	31,7	14	5	3	2	18	6
19.	Tivat	104	46	44,2	18	3	4	3	32	12
20.	Ulcinj	334	221	66,2	128	91	13	7	85	50
21.	Žabljak	100	49	49,0	23	16	0	0	26	7
	Ukupno --- Total	7655	3651	47,7	1602	679	402	185	2189	800

G 8

LICA KOJA PRVI PUT TRAŽE ZAPOSLENJE PREMA OPŠTINAMA U MJESECU APRILU 2008. GODINE

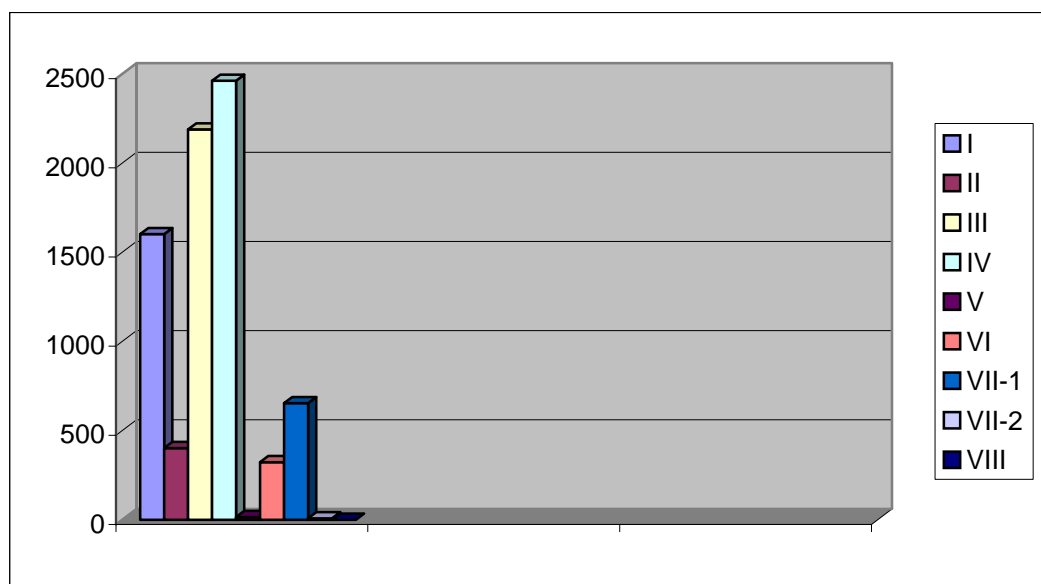
FIRST TIME JOB-SEEKERS BY MUNICIPALITIES IN APRIL 2008



Educational level											
IV		V		VI		VII-1		VII-2		VIII	
Ukupno ---- Total	Žene ---- Women	Ukupno ---- Total	Žene ---- Women	Ukupno ---- Total	Žene ---- Women	Ukupno ---- Total	Žene ---- Women	Ukupno ---- Total	Žene ---- Women	Ukupno ---- Total	Žene ---- Women
36	15	0	0	5	3	2	2	0	0	0	0
91	58	3	0	18	6	30	24	0	0	0	0
209	109	0	0	30	10	23	10	0	0	0	0
333	184	3	0	37	13	37	22	0	0	0	0
27	21	0	0	7	5	16	12	1	1	0	0
52	25	0	0	12	6	15	11	0	0	0	0
61	34	1	0	4	3	8	4	0	0	0	0
23	13	0	0	7	6	15	11	0	0	0	0
49	25	0	0	8	4	11	6	0	0	0	0
43	11	1	0	16	9	27	21	0	0	0	0
35	17	0	0	6	3	5	3	0	0	0	0
314	169	0	0	49	39	116	90	0	0	0	0
72	39	1	0	8	4	12	3	0	0	0	0
20	11	0	0	3	2	3	0	0	0	0	0
191	130	1	0	17	10	24	18	0	0	0	0
586	344	0	0	59	33	217	144	6	6	0	0
158	82	1	0	24	7	36	15	0	0	0	0
23	4	0	0	2	1	3	2	0	0	0	0
27	14	2	0	5	1	16	13	0	0	0	0
69	54	1	1	4	2	33	16	1	0	0	0
43	23	1	0	2	0	5	3	0	0	0	0
2462	1382	15	1	323	167	654	430	8	7	0	0

LICA KOJA PRVI PUT TRAŽE ZAPOSLENJE PREMA STEPENU STRUČNE SPREME U APRILU 2008. GODINE
FIRST TIME JOB-SEEKERS BY EDUCATIONAL LEVEL IN APRIL 2008

G 9



T 7

PREGLAD PRESTANKA VOĐENJA EVIDENCIJE NEZAPOSLENIH LICA PREMA OPŠTINAMA, POLU I STRUČNOJ SPREMI U MJESECU APRILU 2008. GODINE

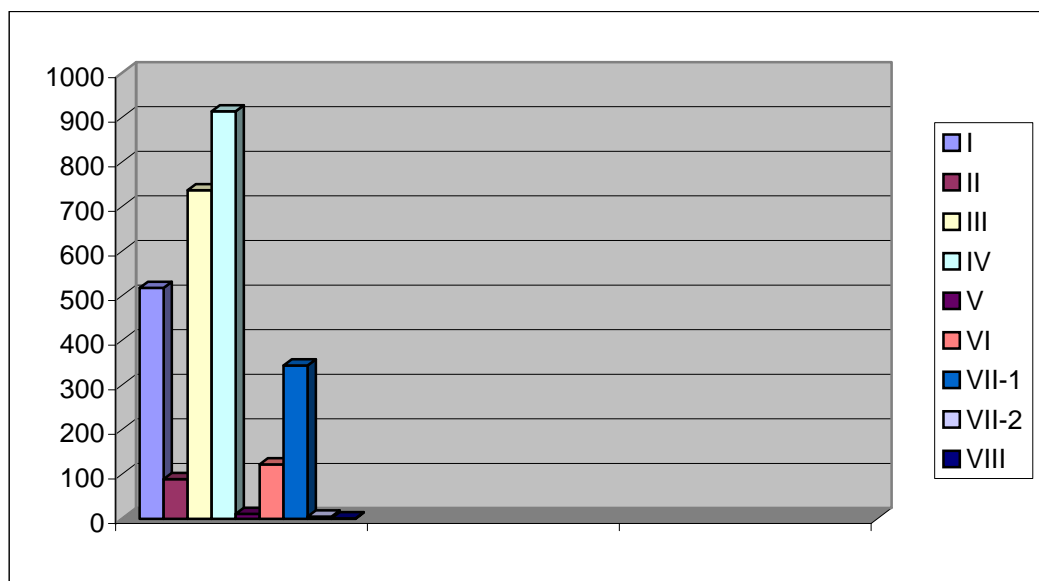
UNEMPLOYED DEACTIVATED FROM REGISTER BY MUNICIPALITIES, GENDER AND EDUCATIONAL LEVEL IN APRIL 2008

Redni broj ---- Row number	Opština ---- Municipality	Ukupno Total	Žene Woman	% žena Share of women	Stepen stručne spreme					
					I		II		III	
					Ukupno ---- Total	Žene ---- Women	Ukupno ---- Total	Žene ---- Women	Ukupno ---- Total	Žene ---- Women
1.	Andrijevica	21	9	42,9	5	1	0	0	3	1
2.	Bar	156	82	52,6	36	17	10	6	34	16
3.	Berane	165	70	42,4	35	8	2	0	38	15
4.	Bijelo Polje	311	117	37,6	74	24	9	3	99	27
5.	Budva	85	52	61,2	14	5	1	1	23	11
6.	Cetinje	90	40	44,4	29	9	4	1	20	9
7.	Danilovgrad	67	39	58,2	11	6	0	0	14	4
8.	Herceg Novi	96	63	65,6	4	2	4	3	30	13
9.	Kolašin	38	11	28,9	19	5	1	1	10	2
10.	Kotor	73	41	56,2	4	2	4	3	23	11
11.	Mojkovac	126	41	32,5	30	6	3	0	49	12
12.	Nikšić	385	170	44,2	61	23	16	6	114	43
13.	Plav	45	28	62,2	17	12	1	1	13	7
14.	Plužine	10	4	40,0	0	0	0	0	9	3
15.	Prijevlja	183	68	37,2	30	11	4	2	70	10
16.	Podgorica	591	333	56,3	79	31	16	11	107	45
17.	Rožaje	78	32	41,0	22	4	1	1	21	4
18.	Šavnik	12	2	16,7	6	0	1	0	2	1
19.	Tivat	67	32	47,8	11	6	7	5	16	4
20.	Ulcinj	74	39	52,7	24	13	4	2	19	10
21.	Žabljak	68	44	64,7	7	5	1	1	23	15
	Ukupno ---- Total	2741	1317	48,0	518	190	89	47	737	263

G 10

PRESTANAK VOĐENJA EVIDENCIJE NEZAPOSLENIH LICA PREMA STEPENU STRUČNE SPREME U APRILU 2008. GODINE

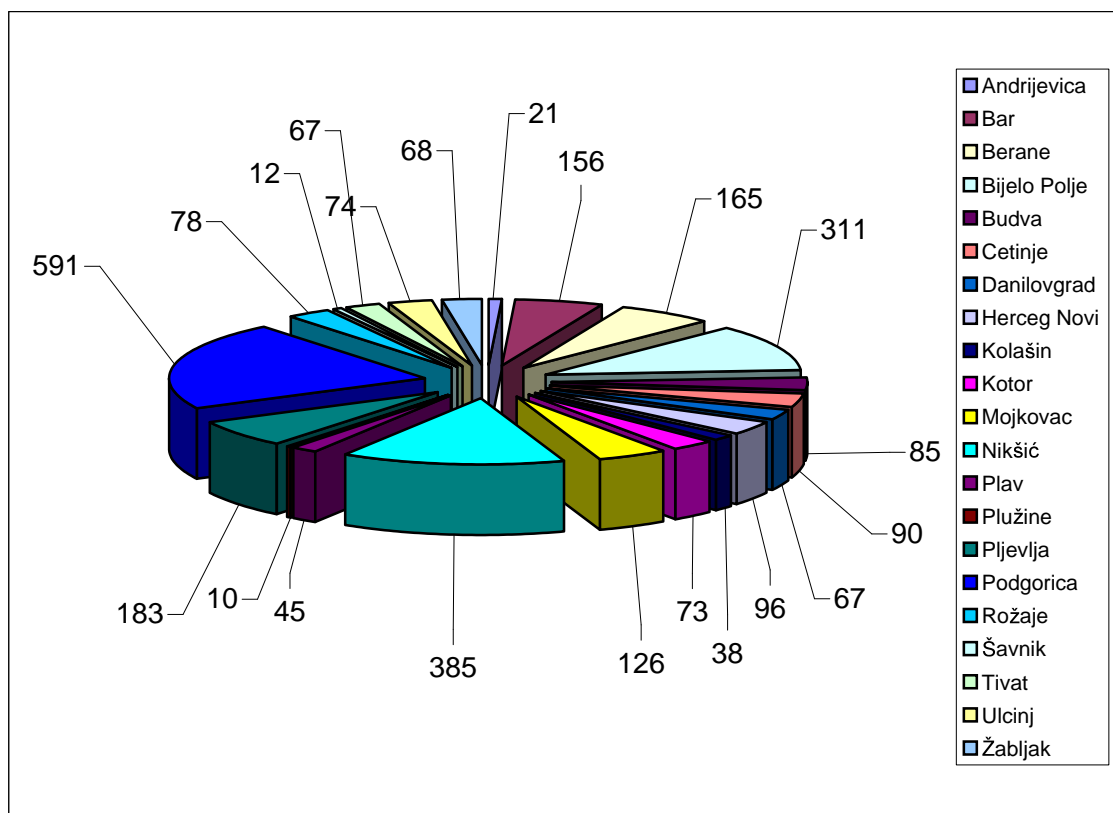
UNEMPLOYED DEACTIVATED FROM REGISTER BY EDUCATIONAL LEVEL IN APRIL 2008



Educational level											
IV		V		VI		VII-1		VII-2		VIII	
Ukupno ---- Total	Žene ---- Women	Ukupno ---- Total	Žene ---- Women	Ukupno ---- Total	Žene ---- Women	Ukupno ---- Total	Žene ---- Women	Ukupno ---- Total	Žene ---- Women	Ukupno ---- Total	Žene ---- Women
10	5	0	0	0	0	3	2	0	0	0	0
45	29	0	0	13	8	18	6	0	0	0	0
59	30	2	1	2	1	27	15	0	0	0	0
97	47	0	0	14	6	18	10	0	0	0	0
35	25	0	0	5	4	7	6	0	0	0	0
24	11	0	0	7	5	6	5	0	0	0	0
29	19	0	0	2	2	11	8	0	0	0	0
25	19	1	0	19	14	12	11	1	1	0	0
5	2	0	0	0	0	3	1	0	0	0	0
23	14	1	0	5	0	12	10	0	0	1	1
32	18	1	0	5	2	6	3	0	0	0	0
124	58	1	0	10	3	59	37	0	0	0	0
11	7	0	0	2	1	1	0	0	0	0	0
1	1	0	0	0	0	0	0	0	0	0	0
59	31	0	0	3	3	17	11	0	0	0	0
234	146	2	1	23	18	127	79	3	2	0	0
18	15	0	0	4	2	12	6	0	0	0	0
2	0	0	0	0	0	1	1	0	0	0	0
21	11	3	0	6	4	2	1	1	1	0	0
25	13	0	0	0	0	2	1	0	0	0	0
35	22	0	0	2	1	0	0	0	0	0	0
914	523	11	2	122	74	344	213	5	4	1	1

PRESTANAK VOĐENJA EVIDENCIJE NEZAPOSLENIH LICA
PREMA OPŠTINAMA U MJESECU APRILU 2008. GODINE
UNEMPLOYED DEACTIVATED FROM REGISTER
BY MUNICIPALITIES IN APRIL 2008

G 11



T 8

RAZLOZI PRESTANKA VOĐENJA EVIDENCIJE NEZAPOSLENIH LICA PREMA DUŽINI ČEKANJA NA ZAPOSLENJE U APRILU 2008. GODINE

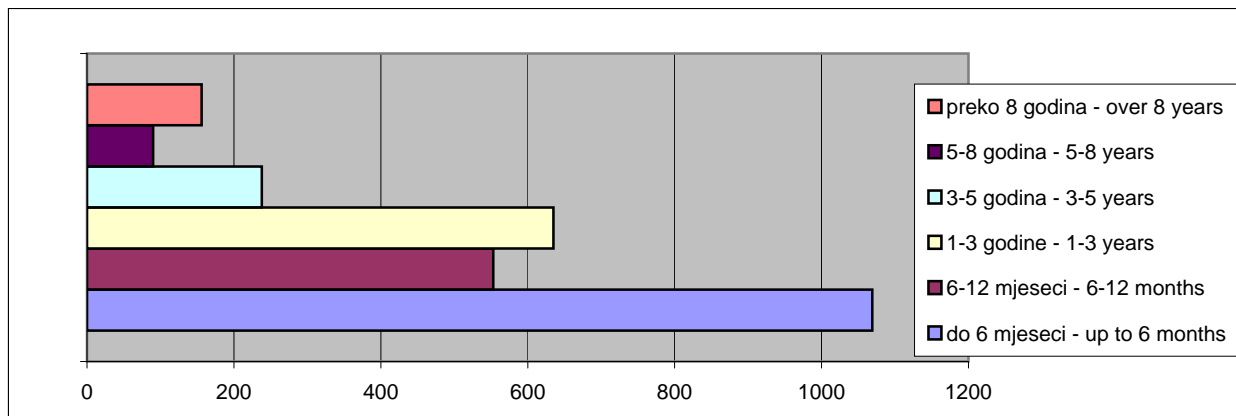
REASONS FOR TERMINATION OF KEEPING EVIDENCE ON UNEMPLOYED PERSONS BY DURATION OF UNEMPLOYMENT IN APRIL 2008

Redni broj ---- Row number	Razlozi prestanka vođenja evidencije o nezaposlenim licima	Ukupno ---- Total	Dužina čekanja na zaposlenje		
			Do 6 mjeseci ---- Up to 6 months	6 - 12 mjeseci ---- 6 - 12 months	1 - 3 godine ---- 1 - 3 years
	UKUPNO	2741	1069	553	635
1.	Zasnivanje radnog odnosa sa punim radnim vremenom na određeno vrijeme	628	247	108	155
2.	Zasnivanje radnog odnosa sa punim radnim vremenom na neodređeno vrijeme	112	55	21	23
3.	Kada nezaposleno lice stekne svojstvo učenika, odnosno redovnog studenta	0			
4.	Ostvarenje prava na starosnu ili invalidsku penziju	35	6	8	12
5.	Osnivanje preduzeća ili radnje, ili bavljenje poljoprivredom	3	2	0	1
6.	Odlazak na rad u inostranstvo, a nije podnešan zahtjev za posredovanjem u Crnoj Gori	6	4	1	1
7.	Stupanje na izdržavanje kazne zatvora	2	1	0	0
8.	Neopravdano nejavljivanje, ili neodazivanje na poziv organizacije za zapošljavanje	487	155	160	121
9.	Samoinicijativno odjavljivanje sa evidencije organizacije za zapošljavanje	1	0	0	0
10.	Smrt nezaposlenog lica	10	0	3	0
11.	Sezonski rad	498	195	70	120
12.	Promjena mjesta prijavljivanja	9	5	1	2
13.	Korišćenje kredita za samozapošljavanje	90	51	10	12
14.	Odbijanje uključenja u programe aktivne politike zapošljavanja (APZ)	24	13	4	7
15.	Zaposlenje u svojstvu pripravnika	191	125	43	18
16.	Lice na trudničkom bolovanju	1	0	0	0
17.	Drugi slučajevi predviđenim zakonom ili drugim opštim aktom	625	208	116	159
18.	Drugi slučajevi predviđenim zakonom kada status postaje privremeno pasivan	19	2	8	4

G 12

STRUKTURA PRESTANKA VOĐENJA EVIDENCIJE NEZAPOSLENIH LICA PREMA DUŽINI ČEKANJA NA ZAPOSLENJE U APRILU 2008. GODINE

STRUCTURE OF UNEMPLOYED PERSONS DEACTIVATED FROM REGISTER BY DURATION OF UNEMPLOYMENT IN APRIL 2008

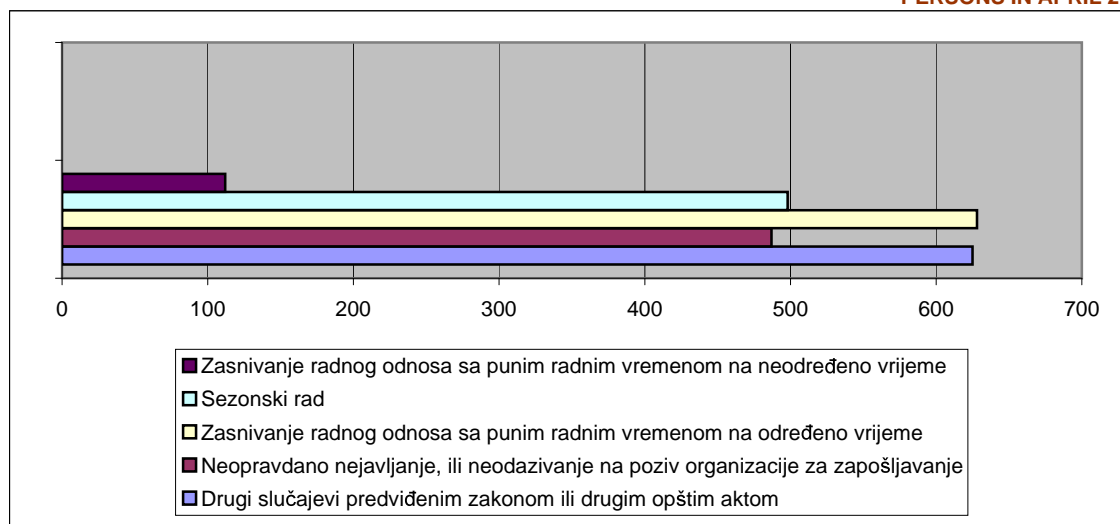


Duration of unemployment			Reasons for termination of keeping evidence on unemployed persons
3 - 5 godina ---- 3 - 5 years	5 - 8 godina ---- 5 - 8 years	Preko 8 godina ---- Over 8 years	
238	90	156	TOTAL
47	26	45	Signing full-time fixed term employment contract
8	1	4	Signing full-time indefinite term employment contract
			When unemployed person gains status of school or university student
6	2	1	Exercising the right to age or disability pension
0	0	0	Establishin enterprise of shop, or beginning to deal with agriculture
0	0	0	Setting of to work abroad, without prior filing a request for brokerage in Montenegro
0	1	0	Starting to serve prison sentence
29	5	17	Unjustified failure to report or answer the call of employment organization
1	0	0	Cancellation of registration within employment organization on own initiative
4	1	2	Death of unemployed person
60	24	29	Seasonal employment
1	0	0	Change of the registration location
8	2	7	Use of self-employment loan
0	0	0	Refusal of inclusion in active employment policy programs (AEPP)
2	0	3	Employment with trainee status
1	0	0	Person at maternity leave
69	28	45	Other cases defined by law or other general act
2	0	3	Other cases defined by law when status becomes temporarily passive

RAZLOZI PRESTANKA VOĐENJA EVIDENCIJE NEZAPOSLENIH LICA SA NAJVEĆOM UČESTALOŠĆU
U APRILU 2008. GODINE

G 13

MOST FREQUENT REASONS FOR TERMINATION OF KEEPING EVIDENCE OF UNEMPLOYED
PERSONS IN APRIL 2008



T 9

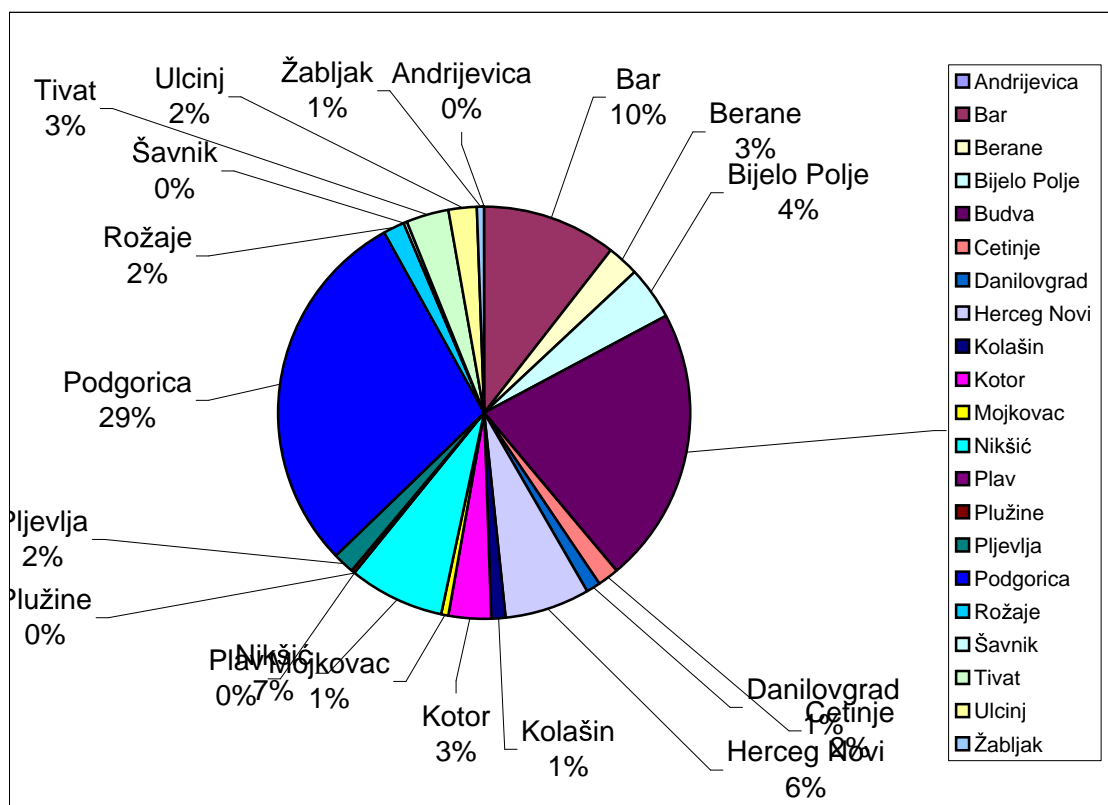
PREGLED SLOBODNIH RADNIH MJESTA PREMA OPŠTINAMA, STRUČNOJ SPREMI I POLU U MJESECU APRILU 2008. GODINE

VACANCIES BY MUNICIPALITIES, EDUCATIONAL LEVEL AND GENDER IN APRIL 2008

Redni broj --- Row number	Opština --- Municipality	Ukupno (04/2008) Total	Pripravnici (04/2008) Trainees	Stepen stručne spreme			
				I	II	III	
				Ukupno Total	Ukupno Total	Ukupno Total	Pripravnici Trainees
1.	Andrijevica	5	2	1	0	0	0
2.	Bar	689	18	228	121	98	0
3.	Berane	181	13	89	0	8	0
4.	Bijelo Polje	274	10	84	1	131	0
5.	Budva	1443	17	413	275	289	0
6.	Cetinje	109	11	34	0	23	0
7.	Danilovgrad	79	6	28	0	30	0
8.	Herceg Novi	432	40	146	50	86	0
9.	Kolašin	78	1	10	1	33	0
10.	Kotor	224	14	39	10	81	0
11.	Mojkovac	44	1	11	0	26	0
12.	Nikšić	488	53	53	44	126	0
13.	Plav	2	0	1	0	0	0
14.	Plužine	12	5	2	0	4	0
15.	Pijevlja	118	6	26	0	24	0
16.	Podgorica	1949	146	328	42	376	0
17.	Rožaje	110	13	18	0	60	0
18.	Šavnik	2	0	0	0	0	0
19.	Tivat	222	11	40	34	50	0
20.	Ulcinj	154	23	70	3	17	0
21.	Žabljak	39	6	8	12	6	0
Ukupno --- Total		6654	396	1629	593	1468	0

G 14

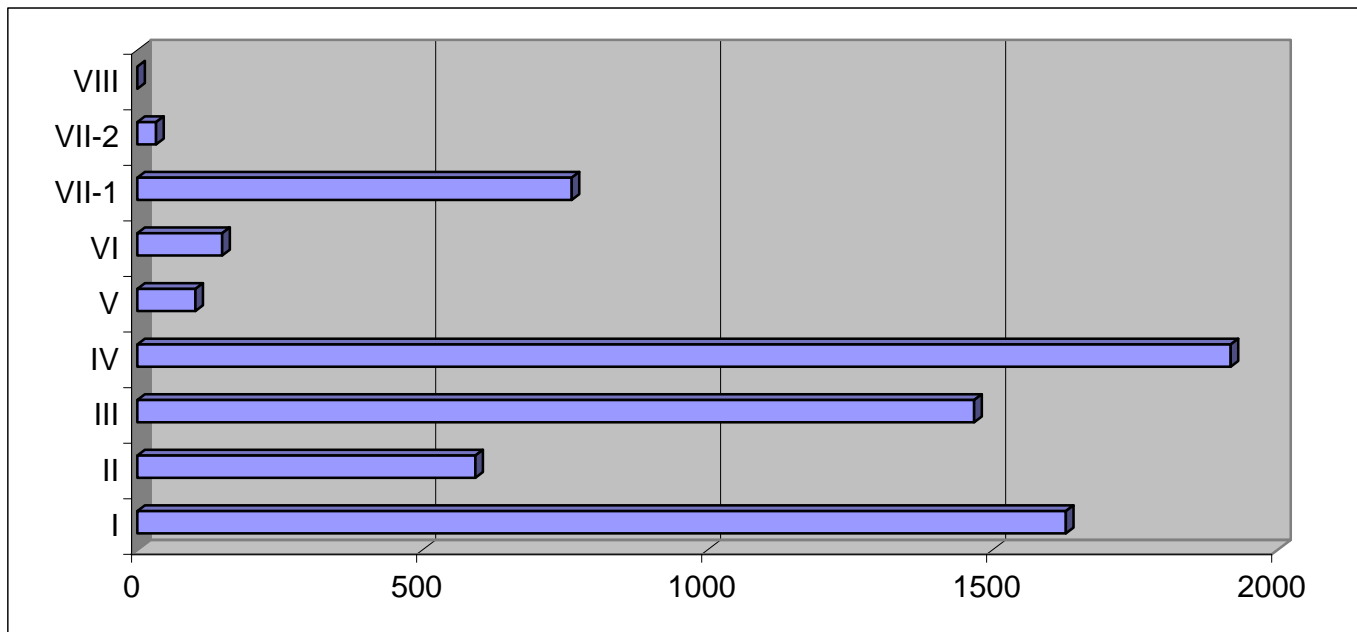
STRUKTURA SLOBODNIH RADNIH MJESTA PREMA OPŠTINAMA U MJESECU APRILU 2008. GODINE STRUCTURE OF VACANCIES BY MUNICIPALITIES IN APRIL 2008



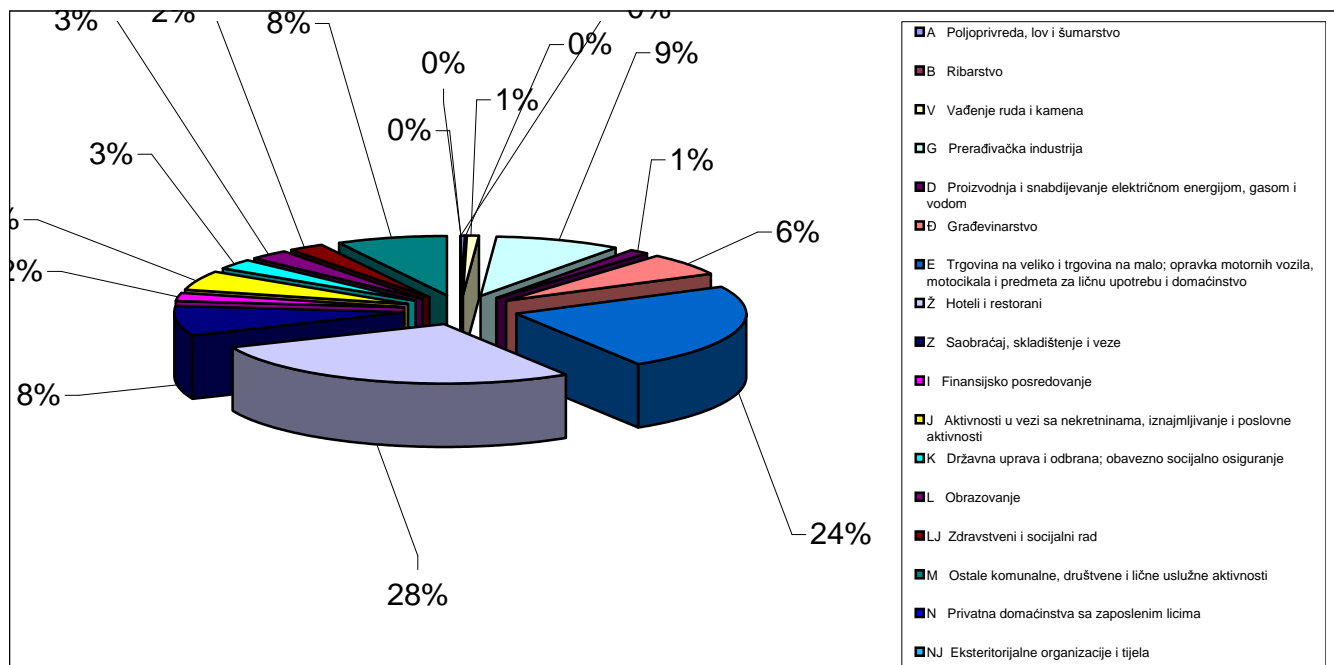
Educational level											
IV		V		VI		VII-1		VII-2		VIII	
Ukupno Total	Pripravnici Trainees	Ukupno Total	Pripravnici Trainees	Ukupno Total	Pripravnici Trainees	Ukupno Total	Pripravnici Trainees	Ukupno Total	Pripravnici Trainees	Ukupno Total	Pripravnici Trainees
1	0	0	0	0	0	3	2	0	0	0	0
158	1	41	0	9	0	34	17	0	0	0	0
62	0	0	0	9	5	13	8	0	0	0	0
31	1	0	0	4	0	19	8	4	1	0	0
358	0	36	0	19	1	53	16	0	0	0	0
29	2	0	0	3	2	20	7	0	0	0	0
14	2	0	0	2	1	5	3	0	0	0	0
100	14	1	0	11	5	37	21	1	0	0	0
29	0	0	0	1	0	4	1	0	0	0	0
58	3	1	0	7	2	27	9	1	0	0	0
4	0	1	0	1	1	1	0	0	0	0	0
176	2	0	0	23	16	65	35	1	0	0	0
1	0	0	0	0	0	0	0	0	0	0	0
0	0	0	0	0	1	6	4	0	0	0	0
38	0	0	0	2	0	27	6	1	0	0	0
730	5	22	0	47	4	379	137	25	0	0	0
13	1	0	0	6	5	13	7	0	0	0	0
1	0	0	0	0	0	1	0	0	0	0	0
70	0	0	0	4	1	24	10	0	0	0	0
39	2	0	0	1	0	24	21	0	0	0	0
6	0	0	0	0	0	7	6	0	0	0	0
1918	33	102	0	149	44	762	318	33	1	0	0

STRUKTURA SLOBODNIH RADNIH MJESTA PREMA STEPENU STRUČNE SPREME
U MJESECU APRILU 2008. GODINE
STRUCTURE OF VACANCIES BY EDUCATIONAL LEVEL IN APRIL 2008

G 15



Djelatnost	UKUPNO TOTAL	Pripravnici Trainees	Stepen stručne spreme			
			I	II	III	
			Ukupno Total	Ukupno Total	Ukupno Total	Pripravnici Trainees
A Poljoprivreda, lov i šumarstvo	12	0	8	0	2	0
B Ribarstvo	6	0	2	0	2	0
V Vađenje ruda i kamena	59	4	19	1	6	0
G Prerađivačka industrija	596	7	251	28	163	0
D Proizvodnja i snabdijevanje električnom energijom, gasom i vodom	82	14	0	0	28	0
Đ Građevinarstvo	406	15	140	29	129	0
E Trgovina na veliko i trgovina na malo; opravka motornih vozila, motocikala i predmeta za ličnu upotrebu i domaćinstvo	1576	18	314	49	456	0
Ž Hoteli i restorani	1837	3	621	416	305	0
Z Saobraćaj, skladištenje i veze	530	8	46	37	184	0
I Finansijsko posredovanje	153	19	9	0	2	0
J Aktivnosti u vezi sa nekretninama, iznajmljivanje i poslovne aktivnosti	335	31	56	7	104	0
K Državna uprava i odbrana; obavezno socijalno osiguranje	188	63	1	0	0	0
L Obrazovanje	196	143	10	0	1	0
LJ Zdravstveni i socijalni rad	163	33	7	2	2	0
M Ostale komunalne, društvene i lične uslužne aktivnosti	514	38	145	24	83	0
N Privatna domaćinstva sa zaposlenim licima	1	0	0	0	1	0
NJ Eksteritorijalne organizacije i tijela	0	0	0	0	0	0
UKUPNO	6654	396	1629	593	1468	0

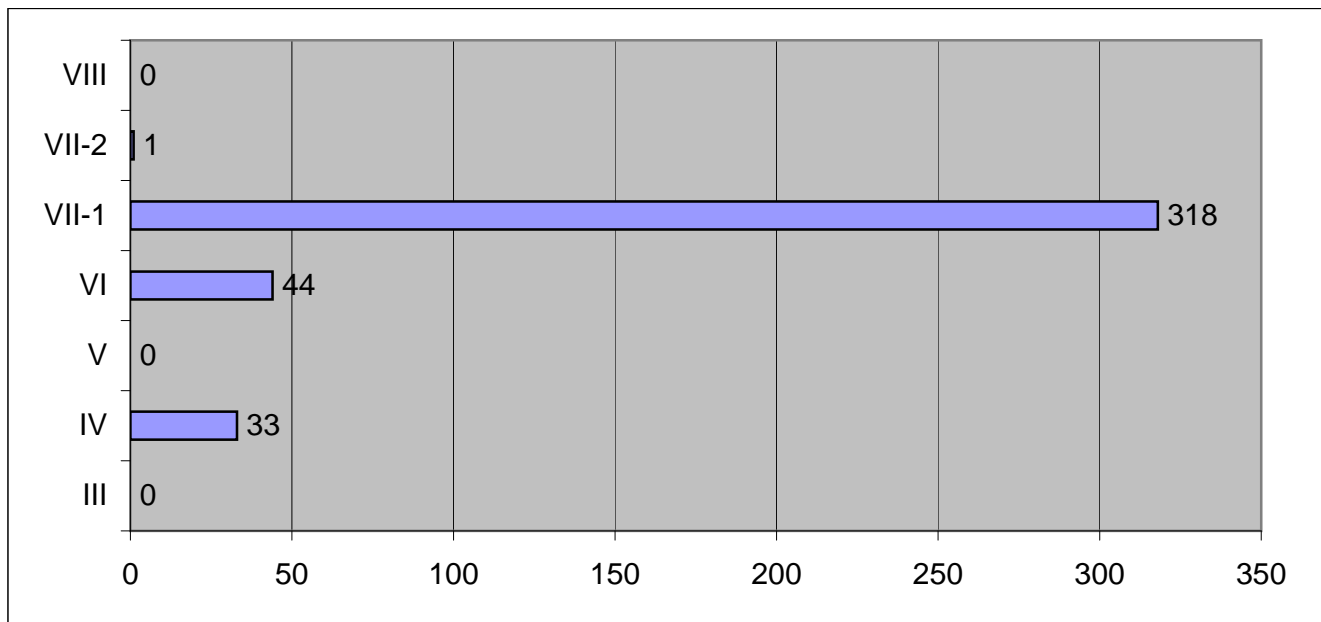


Educational level												Sector of economic activity
IV		V		VI		VII-1		VII-2		VIII		
Ukupno Total	Pripravnici Trainees	Ukupno Total	Pripravnici Trainees	Ukupno Total	Pripravnici Trainees	Ukupno Total	Pripravnici Trainees	Ukupno Total	Pripravnici Trainees	Ukupno Total	Pripravnici Trainees	
1	0	0	0	0	0	1	0	0	0	0	0	A. Agriculture, hunting and forestry
2	0	0	0	0	0	0	0	0	0	0	0	B. Fishing
12	0	0	0	1	0	20	4	0	0	0	0	C. Mine and stone extraction
103	1	3	0	5	0	43	6	0	0	0	0	D. Manufacturing industry
31	1	0	0	0	0	23	13	0	0	0	0	E. El.power, gas and water production and supply
59	5	2	0	4	1	43	9	0	0	0	0	F. Construction
649	2	0	0	23	3	85	13	0	0	0	0	G. Wholesale and retail trade; repair of motor vehicles, motorcycles and personal and household devices
381	1	73	0	20	1	21	1	0	0	0	0	H. Hotels and restaurants
187	0	10	0	25	5	37	3	4	0	0	0	I. Transportation, storage and communication
75	1	0	0	5	0	62	18	0	0	0	0	J. Finance brokerage
90	1	0	0	12	6	66	24	0	0	0	0	K. Real-estate, renting and business activities
78	11	0	0	6	3	102	49	1	0	0	0	L. Public administration and defense; mandatory social insurance
2	0	4	0	19	17	160	126	0	0	0	0	M. Education
65	9	0	0	8	3	51	20	28	1	0	0	N. Health care and social work
183	1	10	0	20	5	49	32	0	0	0	0	O. Other utility, social and personal service activities
0	0	0	0	0	0	0	0	0	0	0	0	P. Private households with employed persons
0	0	0	0	0	0	0	0	0	0	0	0	Q. Extra-territorial organizations and bodies
1918	33	102	0	148	44	763	318	33	1	0	0	Total

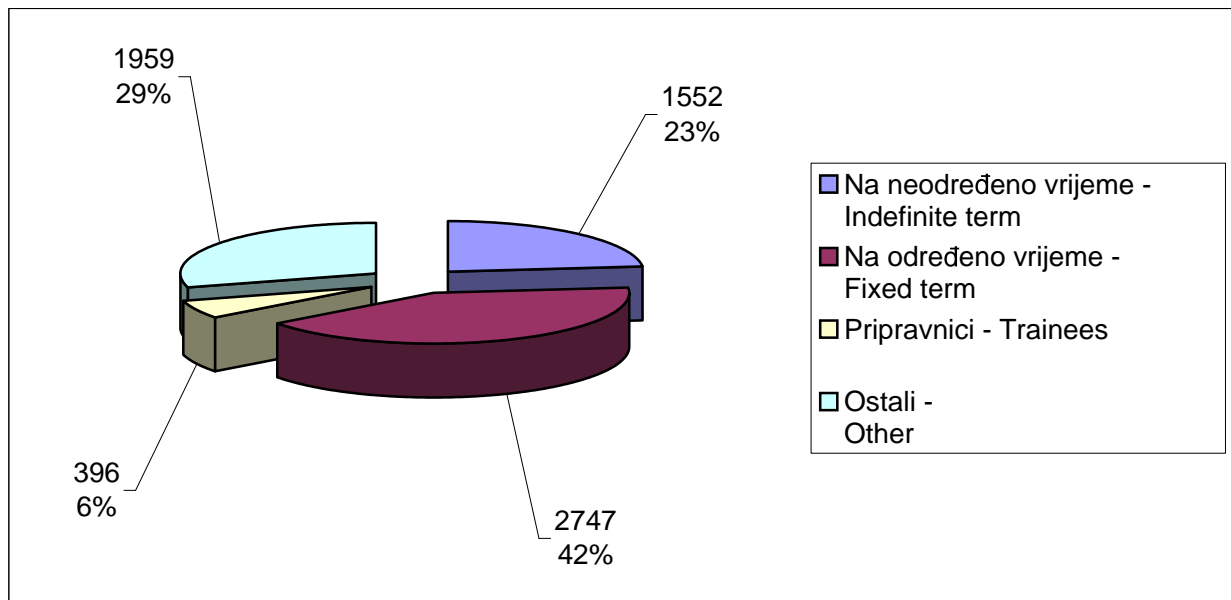
STRUKTURA OGLAŠENIH SLOBODNIH RADNIH MJESTA ZA PRIPRAVNIKE PREMA STEPENU STRUČNE SPREME
U MJESECU APRILU 2008. GODINE

G 17

STRUCTURE OF ANNOUNCED VACANCIES FOR TRAINEES BY EDUCATIONAL LEVEL IN APRIL 2008



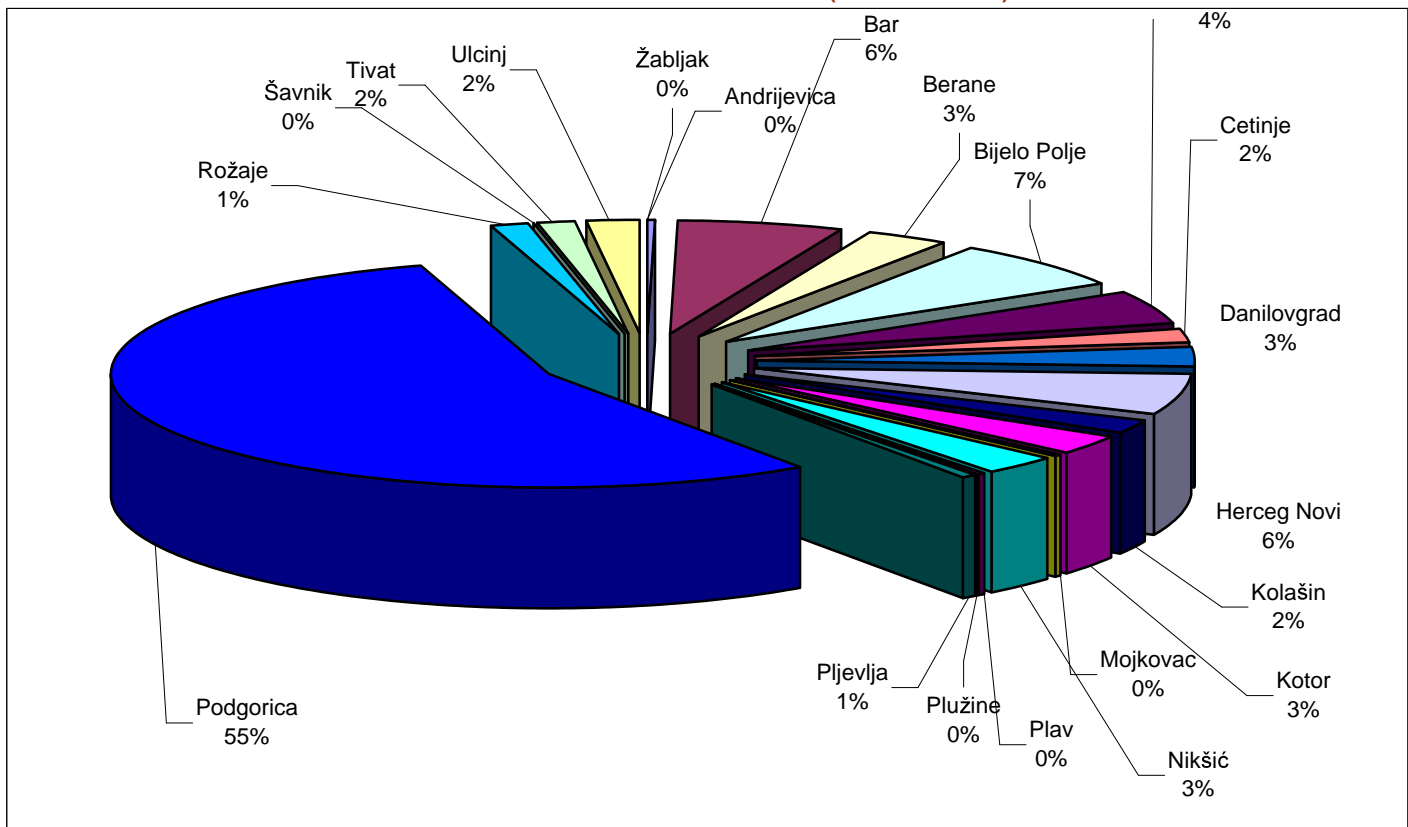
Stepen stručne spreme Educational level	Ukupno Total	Vrsta radnog mjesta Type of job		Vrsta radnog odnosa employment Type of			
		Novootvorena - Newly created	Upraznjena - Vacancy	Na neodređeno vrijeme - Indefinite term	Na određeno vrijeme - Fixed term	Pripravnici - Trainees	Ostali - Other
I	1629	951	678	281	657	0	691
II	593	372	221	56	87	0	450
III	1468	930	538	493	687	0	288
IV	1918	1080	838	445	1010	33	430
V	102	43	59	4	30	0	68
VI	149	91	58	41	48	44	16
VII-1	762	422	340	209	227	318	8
VII-2	33	9	24	23	1	1	8
VIII	0	0	0	0	0	0	0
UKUPNO - TOTAL	6654	3898	2756	1552	2747	396	1959



Mjesečni statistički bilten

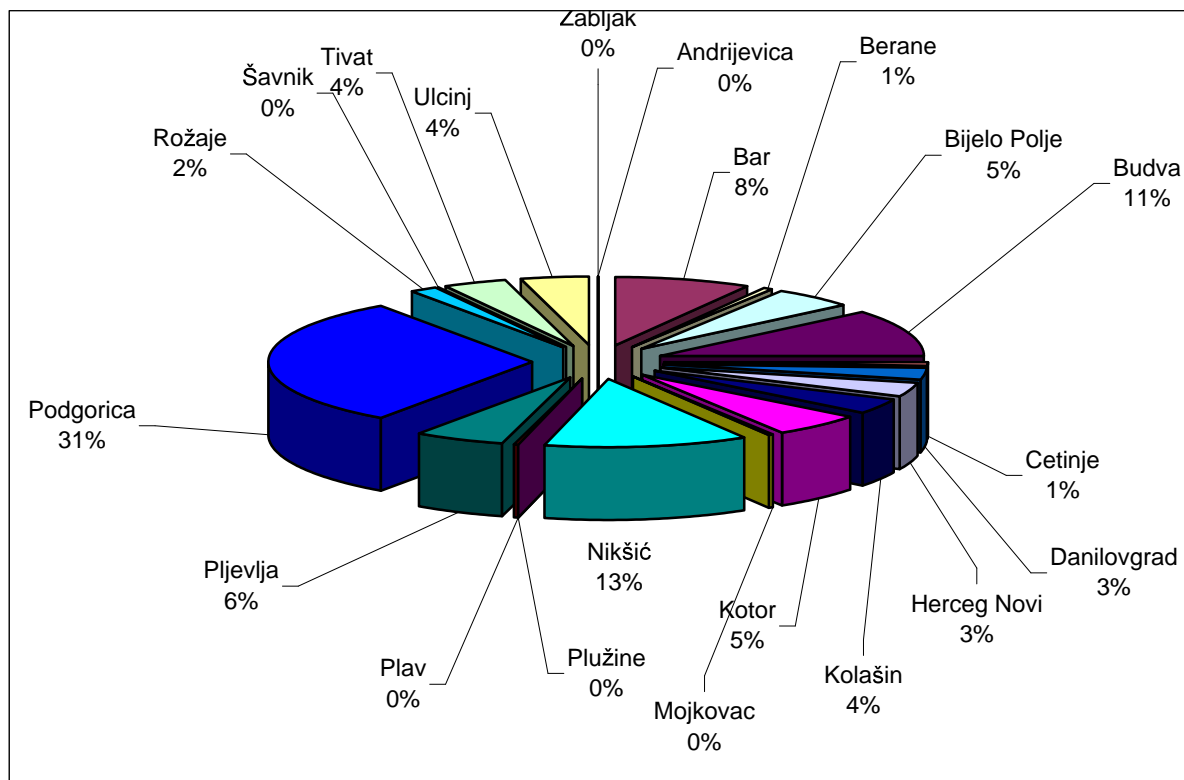
April 2008. godine

Redni broj --- Row number	Opština --- Municipality	Ukupan broj novozaposlenih lica (podaci Fonda PIO) Total number of newly employed (fund PIO data)	Broj lica zaposlenih posredstvom ZZZCG Number of employed through EAM brokerage	Pripravnici Trainees	Stepen stručne spreme			
					I	II	III	
					Ukupno Total	Ukupno Total	Ukupno Total	Pripravnici Trainees
1.	Andrijevica	15	2	1	0	0	0	0
2.	Bar	215	188	3	49	8	53	0
3.	Berane	108	13	4	1	0	2	0
4.	Bijelo Polje	258	114	10	14	1	36	0
5.	Budva	162	248	1	54	10	81	0
6.	Cetinje	72	17	1	4	0	2	0
7.	Danilovgrad	99	65	12	14	3	14	0
8.	Herceg Novi	210	77	8	7	8	19	1
9.	Kolašin	69	83	2	10	5	33	0
10.	Kotor	100	122	3	14	0	43	0
11.	Mojkovac	15	9	0	0	0	4	0
12.	Nikšić	96	283	18	28	12	91	0
13.	Plav	13	0	0	0	0	0	0
14.	Plužine	1	2	0	0	0	1	0
15.	Pljevlja	23	126	6	10	2	48	0
16.	Podgorica	1979	691	52	93	12	158	1
17.	Rožaje	47	41	12	17	0	7	0
18.	Šavnik	0	0	0	0	0	0	0
19.	Tivat	59	84	0	10	8	30	0
20.	Ulcinj	66	94	1	28	4	21	0
21.	Žabljak	0	2	0	1	0	1	0
	Ukupno --- Total	3607	2261	134	354	73	644	2

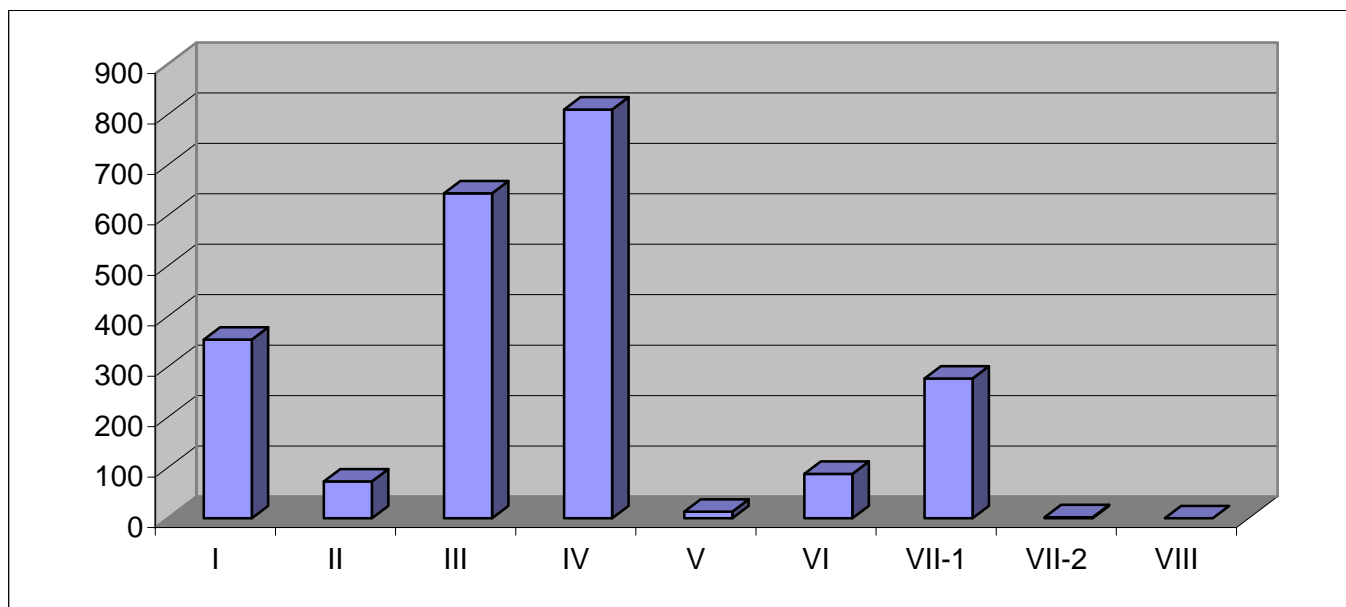


Educational level											
IV		V		VI		VII-1		VII-2		VIII	
Ukupno Total	Pripravnici Trainees	Ukupno Total	Pripravnici Trainees	Ukupno Total	Pripravnici Trainees	Ukupno Total	Pripravnici Trainees	Ukupno Total	Pripravnici Trainees	Ukupno Total	Pripravnici Trainees
0	0	0	0	0	0	2	1	0	0	0	0
56	1	1	0	9	0	12	2	0	0	0	0
1	0	0	0	0	0	9	4	0	0	0	0
45	3	0	0	6	0	12	7	0	0	0	0
76	0	2	0	9	0	15	1	1	0	0	0
9	0	0	0	1	0	1	1	0	0	0	0
20	0	0	0	1	0	13	12	0	0	0	0
22	0	1	0	11	4	9	3	0	0	0	0
30	1	0	0	1	0	4	1	0	0	0	0
50	2	2	0	3	0	10	1	0	0	0	0
5	0	0	0	0	0	0	0	0	0	0	0
108	0	2	0	11	1	31	17	0	0	0	0
0	0	0	0	0	0	0	0	0	0	0	0
1	0	0	0	0	0	0	0	0	0	0	0
53	3	1	0	1	0	11	3	0	0	0	0
266	5	4	0	26	1	131	45	1	0	0	0
5	0	0	0	3	3	9	9	0	0	0	0
0	0	0	0	0	0	0	0	0	0	0	0
27	0	0	0	5	0	4	0	0	0	0	0
36	1	0	0	1	0	4	0	0	0	0	0
0	0	0	0	0	0	0	0	0	0	0	0
810	16	13	0	88	9	277	107	2	0	0	0

BROJ ZAPOSLENIH LICA POSREDSTVOM ZAVODA ZA ZAPOSŁJAVANJE U MJESECU APRIL 2008. GODINE **G 20**
 NUMBER OF PERSONS EMPLOYED THROUGH EAM BROKERAGE IN APRIL 2008



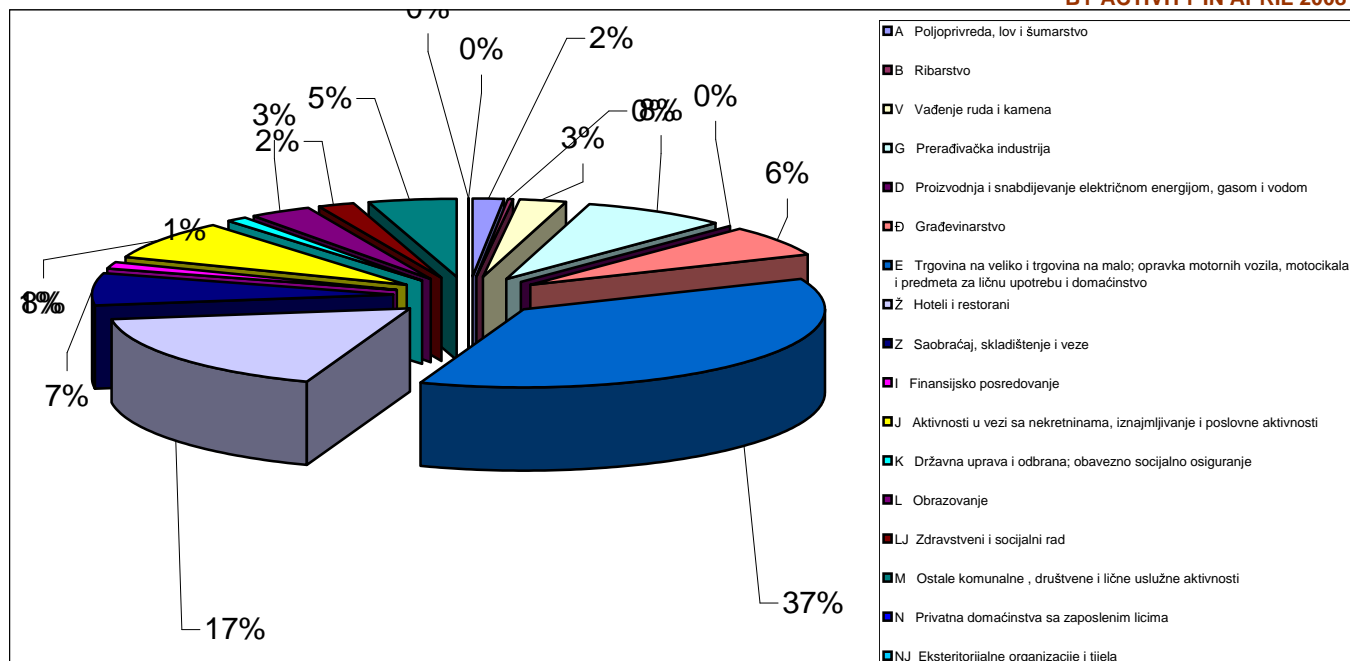
Djelatnost	UKUPNO TOTAL	Pripravnici Trainees	Stepen stručne spreme			
			I	II	III	
			Ukupno Total	Ukupno Total	Ukupno Total	Pripravnici Trainees
A Poljoprivreda, lov i šumarstvo	37	0	9	4	13	0
B Ribarstvo	5	0	2	0	1	0
V Vađenje ruda i kamena	57	2	8	0	29	0
G Prerađivačka industrija	175	9	37	4	48	1
D Proizvodnja i snabdijevanje električnom energijom, gasom i vodom	4	2	1	0	0	0
Đ Građevinarstvo	145	5	32	8	48	1
E Trgovina na veliko i trgovina na malo; opravka motornih vozila, motocikala i predmeta za ličnu upotrebu i domaćinstvo	836	11	138	18	245	0
Ž Hoteli i restorani	386	3	85	17	131	0
Z Saobraćaj, skladištenje i veze	154	4	18	9	40	0
I Finansijsko posredovanje	26	3	0	0	2	0
J Aktivnosti u vezi sa nekretninama, iznajmljivanje i poslovne aktivnosti	184	9	8	5	50	0
K Državna uprava i odbrana; obavezno socijalno osiguranje	25	13	0	0	0	0
L Obrazovanje	75	48	3	2	3	0
LJ Zdravstveni i socijalni rad	45	13	3	0	2	0
M Ostale komunalne, društvene i lične uslužne aktivnosti	104	12	9	6	30	0
N Privatna domaćinstva sa zaposlenim licima	3	0	1	0	2	0
NJ Eksteritorijalne organizacije i tijela	0	0	0	0	0	0
UKUPNO	2261	134	354	73	644	2



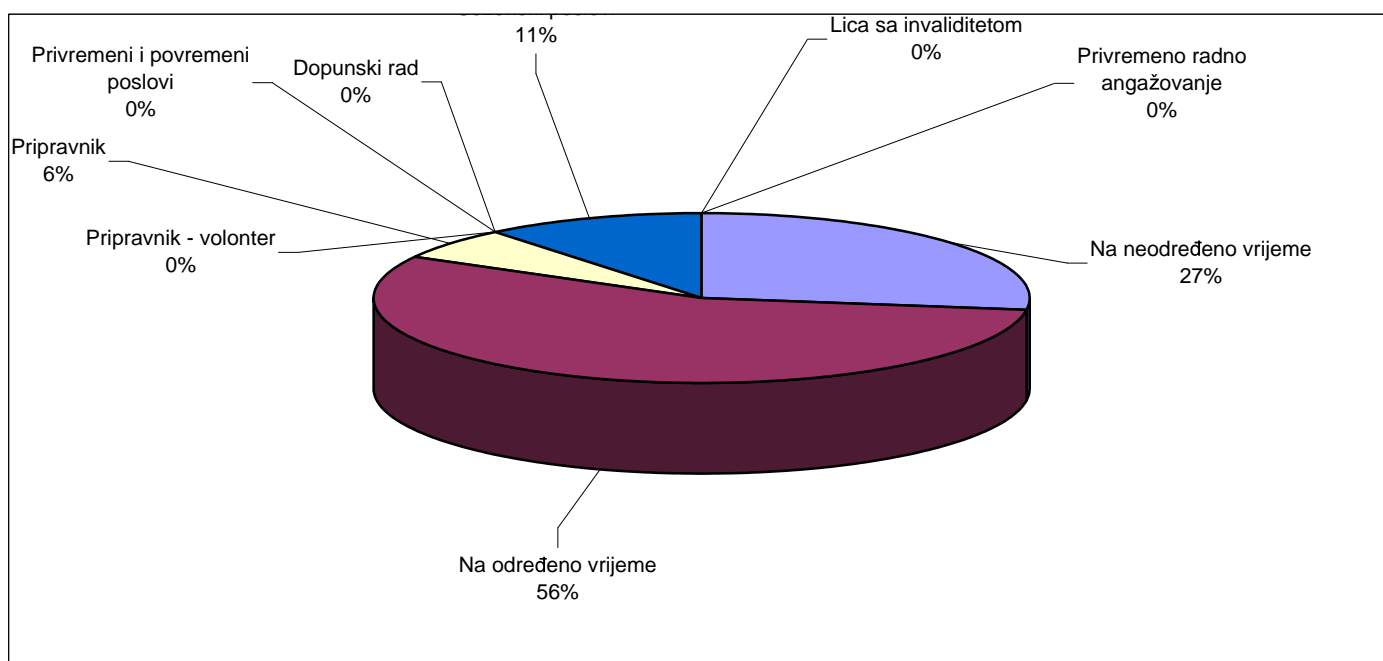
Educational level												Sector of economic activity
IV		V		VI		VII-1		VII-2		VIII		
Ukupno Total	Pripravnici Trainees	Ukupno Total	Pripravnici Trainees	Ukupno Total	Pripravnici Trainees	Ukupno Total	Pripravnici Trainees	Ukupno Total	Pripravnici Trainees	Ukupno Total	Pripravnici Trainees	
9	0	0	0	0	0	2	0	0	0	0	0	A. Agriculture, hunting and forestry
2	0	0	0	0	0	0	0	0	0	0	0	B. Fishing
14	0	1	0	0	0	5	2	0	0	0	0	C. Mine and stone extraction
61	2	2	0	7	1	16	5	0	0	0	0	D. Manufacturing industry
1	0	0	0	0	0	2	2	0	0	0	0	E. El.power, gas and water production and supply
32	0	3	0	5	1	17	3	0	0	0	0	F. Construction
366	3	3	0	24	0	42	8	0	0	0	0	G. Wholesale and retail trade; repair of motor vehicles, motorcycles and personal and household devices
125	0	2	0	10	0	16	3	0	0	0	0	H. Hotels and restaurants
56	0	1	0	11	1	19	3	0	0	0	0	I. Transportation, storage and communication
13	0	0	0	2	0	9	3	0	0	0	0	J. Finance brokerage
73	1	0	0	7	2	41	6	0	0	0	0	K. Real-estate, renting and business activities
2	1	1	0	4	1	18	11	0	0	0	0	L. Public administration and defense; mandatory social insurance
2	1	0	0	4	0	61	47	0	0	0	0	M. Education
23	7	0	0	3	1	12	5	2	0	0	0	N. Health care and social work
31	1	0	0	11	2	17	9	0	0	0	0	O. Other communal, social and personal service activities
0	0	0	0	0	0	0	0	0	0	0	0	P. Private households with employed persons
0	0	0	0	0	0	0	0	0	0	0	0	Q. Extra-territorial organizations and bodies
810	16	13	0	88	9	277	107	2	0	0	0	Total

STRUKTURA ZASNIVANJA RADNOG ODNOSA POSREDSTVOM ZZZCG
 PO DJELATNOSTIMA U MJESECU APRIL 2008. GODINE
 STRUCTURE OF NEWLY EMPLOYED THROUGH EAM BROKERAGE
 BY ACTIVITY IN APRIL 2008

G 22



Vrsta radnog odnosa - angažovanja	UKUPNO TOTAL	Način zapošljavanja Type of recruitment			Type of employment-recruitment
		Iz radnog odnosa Labour based	Sa evidencije nezaposlenih lica From the register of unemployed	Ostalo Other	
Na neodređeno vrijeme	617	47	443	127	Indefinite term
Na određeno vrijeme	1263	45	1013	205	Fixed term
Pripravnik	134	3	128	3	Trainee
Pripravnik - volonter	0	0	0	0	Trainee volunteer
Dopunski rad	0	0	0	0	Additional work
Privremeni i povremeni poslovi	0	0	0	0	Temporary and occasional jobs
Sezonski poslovi	247	0	184	63	Seasonal jobs
Privremeno radno angažovanje	0	0	0	0	Temporary work
Lica sa invaliditetom	0	0	0	0	Persons with disability
UKUPNO	2261	95	1768	398	TOTAL



THE MOST DEMANDED OCCUPATIONS BY REGISTERED NEEDS IN APRIL 2008

Šifra zanimanja Occupation code	Zanimanje Occupation	Broj traženih radnika Number of vacancies	Zanimanje Occupation
109900	Lica bez zanimanja i stručne spreme (I SSS - NK)	1366	Persons without occupation or degree (I - unskilled)
306400	Prodavac (III SSS i KV)	249	Salesman (III and skilled)
206522	Sobarica	200	Chambermaid
306513	Kelner	162	Waiter (III)
406513	Konobar	149	Waiter (IV)
305600	Vozač drumskog vozila (III SSS i KV)	134	Road vehicle driver (III and skilled)
104501	Komunalni higijeničar	121	Hygiene worker in public utilities
406700	Ekonomski tehničar (IV SSS)	112	Technician in business administration (IV)
406400	Trgovacki tehničar (IV SSS)	104	Technician in trade (IV)
716700	Diplomirani ekonomista za opštu ekonomiju, bankarstvo i finansije (VII/1 SSS)	87	Economist for general economics, banking and finance (VII/1)
716800	Diplomirani pravnik (VII/1 SSS)	82	Lawyer (VII/1)
406515	Kuvar	77	Cook
206513	Servir	72	Food and drinks server
206500	Pomoćni ugostitelj (II SSS i PK)	70	Auxiliary hotel-keeper (II and semi-skilled)
406435	Prodavac mješovite robe	69	Mixed goods salesman
206515	Pomoćni kuvar	54	Auxiliary cook
306435	Prodavac u maloprodaji mješovite robe	53	Salesman in retail of mixed goods
408201	Maturant gimnazije (IV SSS)	49	Graduate from comprehensive grammar school (IV)
406523	Recepcionar	48	Receptionist
306515	Kuvar jednostavnih jela	47	Simple dishes cook
305604	Vozač teretnjaka	43	Cargo vehicle driver
715200	Diplomirani inženjer građevinarstva (VII/1 SSS)	39	Engineer in civil engineering (VII/1)
306517	Točilac pića	39	Drinks pourer
506517	Barmen	36	Bartender
402000	Mašinski tehničar - konstruktor (IV SSS)	35	Technician in mechanical engineering - constructor (IV)
304502	Rukovalac komunalnim vozilima	34	Operator of public utilities vehicles
205901	Pomoćnik vazduhoplovnog tehničara za prihvata i otpremu putnika i stvari	33	Assistant to airplane technician for reception and distribution of passengers and baggage
106501	Ugostiteljsko - turistički manipulant	32	Dealer in hospitality and tourism
301813	Bravar	30	Locksmith
616700	Ekonomista za finansije, računovodstvo i bankarstvo (VI/1 SSS)	29	Economist for finance, accounting and banking (VI/1)
406500	Turistički i ugostiteljski tehničar (IV SSS)	28	Technician in tourism and hospitality (IV)
205200	Pomoćni građevinski radnik (II SSS i PK)	28	Auxiliary construction worker (II and semi-skilled)
717502	Profesor razredne nastave	26	Teacher in primary school (I-III grade)
717534	Profesor engleskog jezika	25	English language teacher
104201	Manipulant u proizvodnji obuće i kožne galanterije	25	Dealer in production of footwear and leather accessories
711800	Diplomirani mašinski inženjer (VII/1 SSS)	24	Engineer in mechanical engineering (VII/1)
106401	Trgovinski manipulant	23	Dealer in trade
302431	Elektroinstalater	22	Electric devices installer
617501	Vaspitač predškolske djece	21	Pre-school children educator
719901	VSS društvenog smjera	20	University education - social sciences
716710	Diplomirani ekonomista	20	Economist
407221	Vatrogasac	20	Fireman
306421	Prodavac u maloprodaji prehrambene robe	20	Salesman in retail of food
200502	Pomoćnik pekara	20	Assistant to baker
105201	Građevinski manipulant	20	Dealer in construction
719100	Doktor stomatologije (VII/1 SSS)	19	Doctor in dentistry (VII/1)
305602	Vozač putničkog automobila	19	Passenger vehicle driver
717515	Profesor srpskohrvatskog jezika	18	Serbo-Croat language teacher
405600	Tehničar drumskog saobraćaja (IV SSS)	18	Technician in road transportation (IV)
301000	Prerađivač i obrađivač drveta (III SSS i KV)	18	Wood manufacturer and processor (III and skilled)

T 16

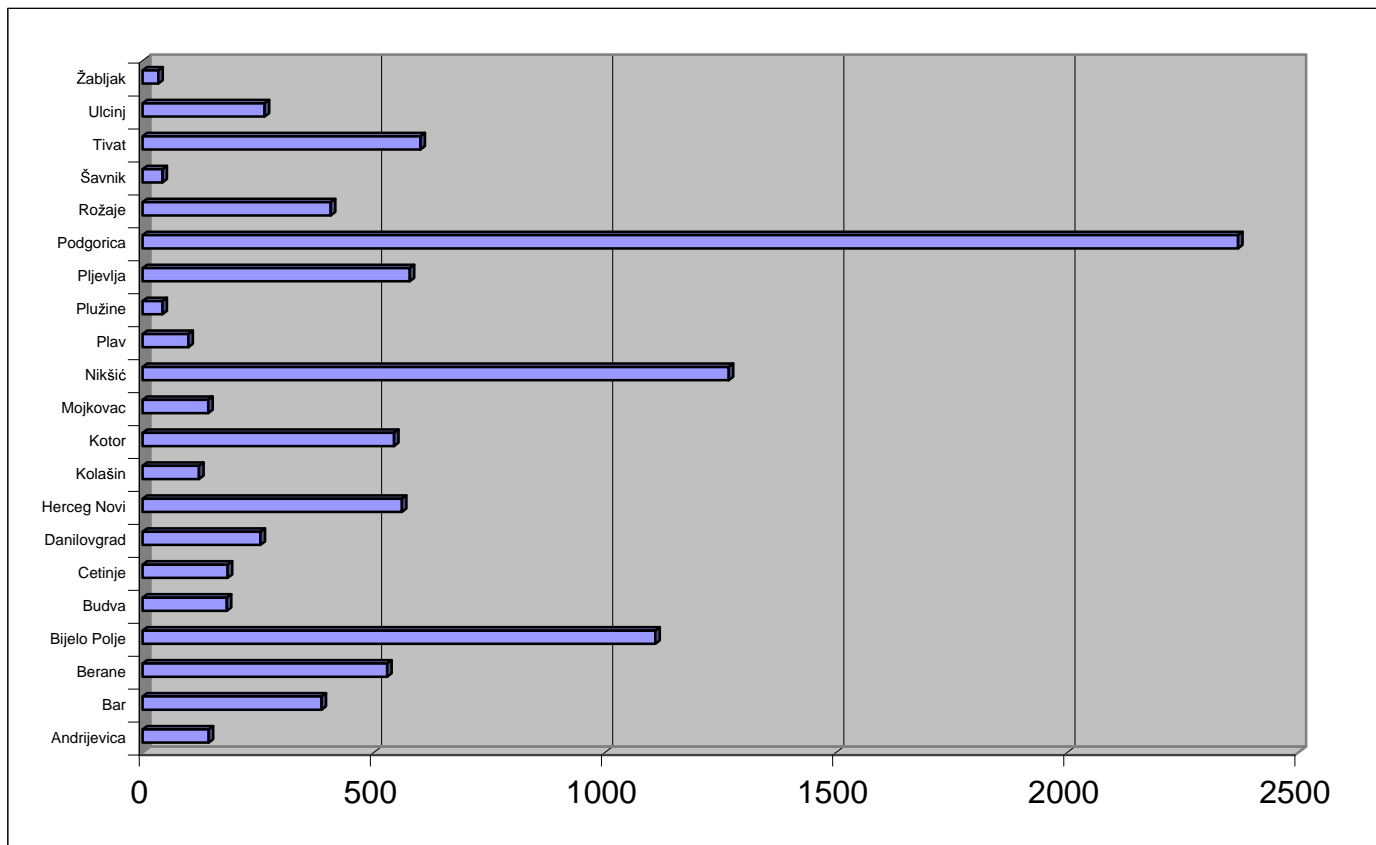
PREGLED BROJA ISPLATA NOVČANE NAKNADE I IZNOS ISPLAĆENIH SREDSTAVA PREMA OPŠTINAMA, STRUČNOJ SPREMI I POLU U MJESECU APRIL 2008. GODINE

NUMBER OF UNEMPLOYMENT BENEFITS PAID OFF AND AMOUNT OF PAID FUNDS BY MUNICIPALITIES, EDUCATIONAL LEVEL AND GENDER IN APRIL 2008

Redni broj --- Row number	Opština --- Municipality	Iznos sredstava Amount	Broj isplata Number of claimants	Žene Women	Stepen stručne spreme					
					I		II		III	
					Ukupno --- Total	Žene --- Women	Ukupno --- Total	Žene --- Women	Ukupno --- Total	Žene --- Women
1.	Andrijevica	6072,77	143	44	45	12	0	0	64	20
2.	Bar	16724,81	387	218	90	37	55	27	85	61
3.	Berane	22714,51	529	127	227	39	0	0	231	63
4.	Bijelo Polje	35606,40	1109	448	365	153	86	49	436	149
5.	Budva	10275,86	182	79	22	10	29	8	70	33
6.	Cetinje	6283,50	184	87	49	27	8	6	70	32
7.	Danilovgrad	11683,50	255	80	52	5	3	3	108	33
8.	Herceg Novi	17885,86	561	277	38	13	70	47	203	60
9.	Kolašin	6796,50	122	31	47	5	4	3	43	15
10.	Kotor	17678,44	544	187	42	29	68	41	193	19
11.	Mojkovac	4509,90	142	36	45	5	12	4	48	14
12.	Nikšić	64351,22	1268	589	234	112	260	95	345	173
13.	Plav	4183,98	99	19	39	6	0	0	39	8
14.	Plužine	1953,00	43	15	8	4	6	1	16	5
15.	Pljevlja	19170,28	578	207	135	16	114	33	181	67
16.	Podgorica	95742,00	2370	807	462	109	150	68	864	275
17.	Rožaje	45460,08	407	156	145	47	0	0	168	71
18.	Šavnik	1506,00	43	14	16	5	5	1	10	2
19.	Tivat	19469,63	601	151	40	8	68	32	229	28
20.	Ulcinj	14223,26	264	104	67	23	55	17	63	15
21.	Žabljak	1132,00	34	15	2	0	7	3	15	8
	Ukupno --- Total	423423,50	9865	3691	2170	665	1000	438	3481	1151

G 24

STRUKTURA BROJA ISPLATA NOVČANE NAKNADE U MJESECU APRIL 2008. GODINE STRUCTURE OF NUMBER OF UNEMPLOYMENT BENEFITS PAID OFF IN APRIL 2008



Educational level											
IV		V		VI		VII-1		VII-2		VIII	
Ukupno ---- Total	Žene ---- Women	Ukupno ---- Total	Žene ---- Women	Ukupno ---- Total	Žene ---- Women	Ukupno ---- Total	Žene ---- Women	Ukupno ---- Total	Žene ---- Women	Ukupno ---- Total	Žene ---- Women
24	7	0	0	7	3	3	2	0	0	0	0
129	82	2	1	26	10	0	0	0	0	0	0
49	14	0	0	15	7	7	4	0	0	0	0
172	80	3	1	19	6	28	10	0	0	0	0
53	20	1	1	7	7	0	0	0	0	0	0
47	20	3	0	2	1	4	1	0	0	1	0
66	34	15	1	5	2	6	2	0	0	0	0
151	110	24	8	31	18	37	15	7	6	0	0
26	8	0	0	2	0	0	0	0	0	0	0
164	64	18	4	29	14	30	16	0	0	0	0
24	11	2	0	5	1	6	1	0	0	0	0
309	154	9	4	47	18	64	33	0	0	0	0
17	3	0	0	2	1	2	1	0	0	0	0
11	5	0	0	1	0	1	0	0	0	0	0
117	71	2	1	15	8	14	11	0	0	0	0
619	271	91	7	51	29	129	47	0	0	4	1
57	17	0	0	22	14	15	7	0	0	0	0
11	5	0	0	1	1	0	0	0	0	0	0
151	69	48	2	16	8	49	4	0	0	0	0
72	42	6	6	1	1	0	0	0	0	0	0
6	3	0	0	1	0	3	1	0	0	0	0
2275	1090	224	36	305	149	398	155	7	6	5	1

STRUKTURA BROJA ISPLATA NOVČANE NAKNADE PO STEPENU STRUČNE SPREME
U MJESECU APRIL 2008. GODINE
STRUCTURE OF NUMBER OF UNEMPLOYMENT BENEFITS PAID
OFF BY EDUCATIONAL LEVEL IN APRIL 2008

G 25

