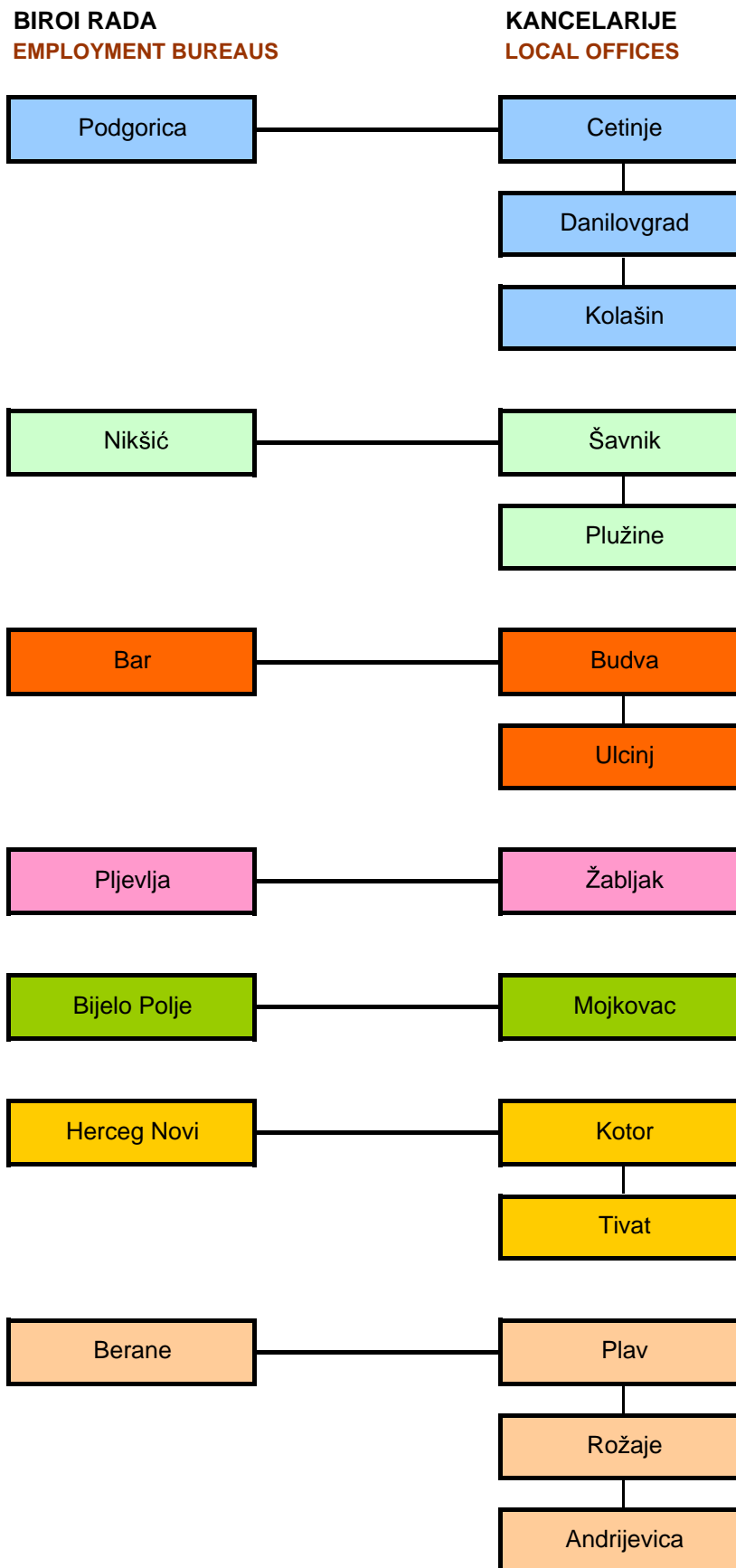


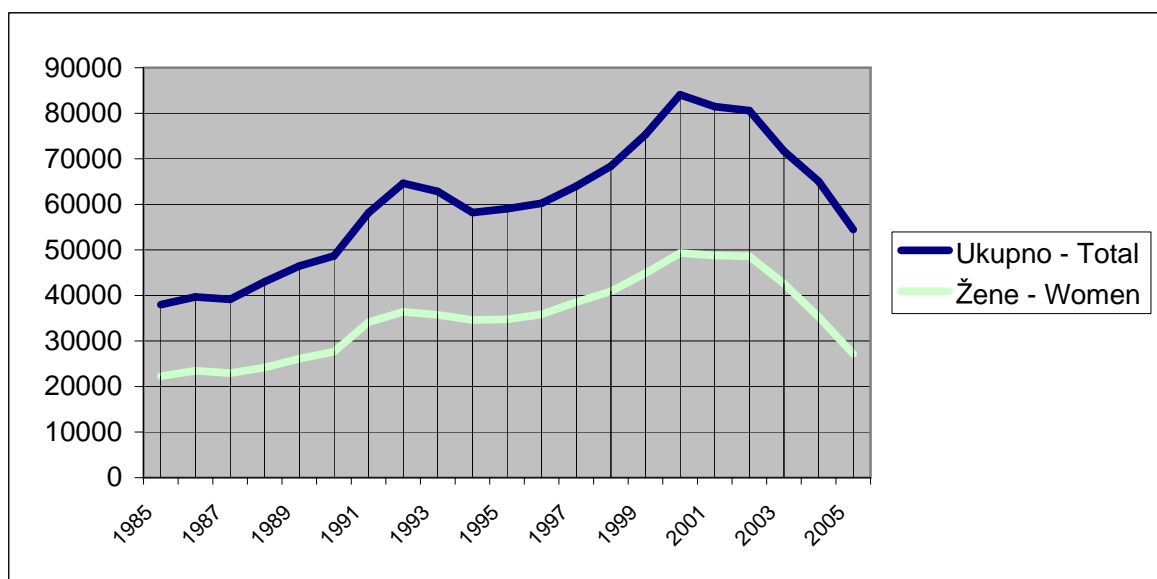
**BIROI RADA SA KANCELARIJAMA ZAVODA ZA ZAPOSŁJAVANJE CRNE GORE
EMPLOYMENT BUREAUS WITH LOCAL OFFICES OF EAM**





Godina Year	Novo- prijavljeni ----- Newly registered	Zaposleni sa evidencije ZZZCG ----- Employed from register	Prestanak vođenja evidencije ---- Termination of keeping evidence	Nezaposlena lica (prosjeak) Unemployed persons (average)					Prijavljene potrebe za radnicima i pripravnici ----- Registered vacancies
				Ukupno --- Total	Lančani indeks ---- Chain index	Žene --- Women	Prvi put traže zaposlenje ---- First-time job seekers	Korisnici novčane naknade ---- Unemployment benefit claimants	
1985	25824	13536	...	37973	108,86	22297	30331	1296	23480
1986	27180	13764	...	39666	104,45	23479	29825	1698	24791
1987	26508	11832	...	39146	98,68	22938	29141	2024	22579
1988	23804	11168	...	43001	109,84	24166	31031	3751	20807
1989	22620	10469	...	46450	108,02	26112	33623	3807	20579
1990	24792	8816	...	48684	104,80	27667	35712	5179	15547
1991	21292	5832	7789	58144	119,43	34109	34809	5374	14009
1992	26079	5814	...	64632	111,15	36418	36809	5051	11474
1993	19771	3564	...	62818	97,19	35741	36749	2351	10028
1994	17192	4798	...	58188	92,62	34601	34012	1487	13427
1995	23035	5746	17565	59045	101,47	34762	35613	2480	17967
1996	24755	5648	14991	60225	101,99	35852	36610	3479	18540
1997	24124	5044	15332	63995	106,25	38539	38697	3072	16185
1998	24802	4845	15612	68373	106,84	40895	41070	3096	18420
1999	30134	4764	14579	75303	110,13	44892	45939	2686	11457
2000	27129	5815	19982	84061	111,63	49289	50570	2363	16404
2001	25449	7689	19125	81468	96,91	48774	48912	2223	18438
2002	23945	6734	20762	80584	98,91	48618	47766	2533	22243
2003	35533	10681	31646	71679	88,94	42607	41643	2900	32455
2004	35967	15222	37592	65064	90,77	35287	33387	4432	31065
2005	30035	21077	42809	54459	83,70	27152	23010	6137	34994
2006	31561	23463	42969	43190	79,31	19949	14855	7833	48284
2007	26263	31897	34933	34396	79,64	15513	10069	8654	63898

NEZAPOSLENA LICA PREMA POLU OD 1985. DO 2007. GODINE
UNEMPLOYED PERSONS BY GENDER FROM 1985 TO 2007

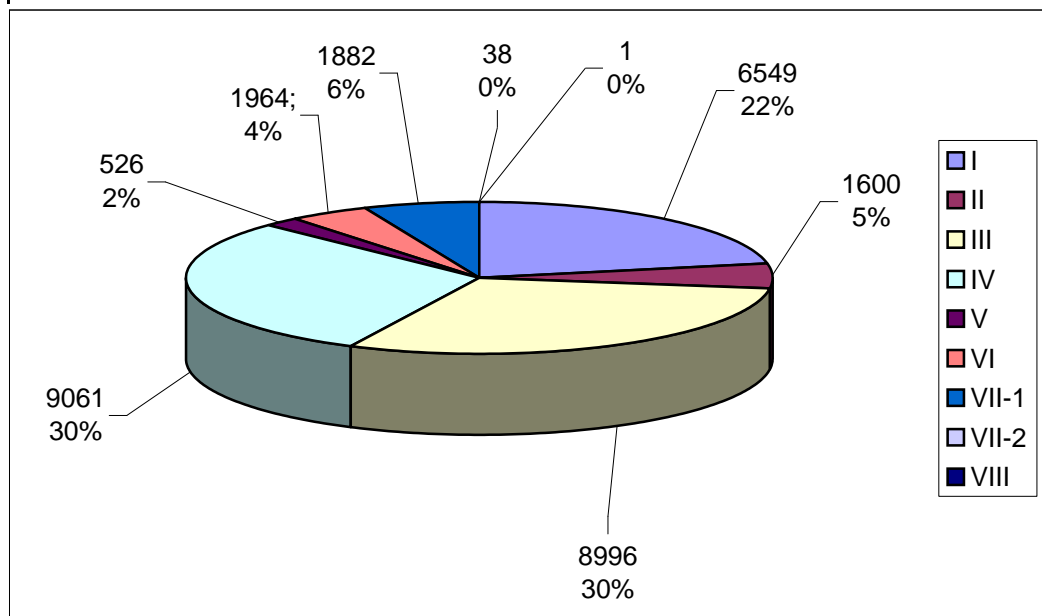


Redni broj ---- Row number	Sadržaj	Ukupno Total	Žene Women	Stepen stručne spreme					
				I		II		III	
				Ukupno Total	Žene Women	Ukupno Total	Žene Women	Ukupno Total	Žene Women
1.	NEZAPOSLENI KRAJEM PRETHODNOG MJESECA	30270	13348	6266	2135	1624	731	9250	3327
2.	NOVOPRIJAVLJENI U IZVEŠTAJNOM MJESECU	2640	1282	854	403	76	42	564	201
2.1.	Prvi put, nema zapošljavanja	740	328	318	140	8	4	105	21
2.2.	Prvi put, ima zapošljavanja	728	340	291	151	17	12	136	46
2.3.	Nije prvi put, nema zapošljavanja	314	130	106	36	6	2	73	27
2.4.	Nije prvi put, ima zapošljavanja	858	484	139	76	45	24	250	107
3.	RAZLOZI PRESTANKA RADNOG ODNOSA	445	218	191	75	16	10	108	52
3.1.	Likvidacija preduzeća	6	3	0	0	1	0	1	0
3.2.	Pismena izjava zaposlenog da želi da raskine radni odnos (otkaz ugovora o radu)	23	11	3	0	1	1	7	3
3.3.	Ako zaposleni na probnom radu nije postigao odgovarajuće rezultate rada	1	0	0	0	0	0	1	0
3.4.	Isplaćena otpremnina zaposlenom za čijim je radom prestala potreba	34	12	12	2	2	1	12	6
3.5.	Zaključivanje sporazuma s poslodavcem o prestanku radnog odnosa	16	8	1	1	0	0	4	4
3.6.	Istek rada na određeno vrijeme u svojstvu pripravnika	19	17	0	0	0	0	0	0
3.7.	Istek rada na određeno vrijeme	294	145	138	59	9	5	76	36
3.8.	Istek radnog angažovanja nezaposlenog lica	38	14	34	12	1	1	2	1
3.9.	Ostali razlozi utvrđeni zakonom ili kolektivnim ugovorom	9	4	2	0	2	2	2	0
3.10.	Stečaj preduzeća	2	2	0	0	0	0	1	1
3.14.	Odbijanje raspoređivanja na drugo radno mjesto zbog potreba procesa rada	1	1	1	1	0	0	0	0
3.15.	Izrečena mjera prestanka radnog odnosa zbog povrede radnih dužnosti i obaveza	2	1	0	0	0	0	2	1
4.	ZAPOŠLJAVANJE POSREDSTVOM ZAVODA ZA ZAPOŠLJAVANJE	2366	1086	416	158	115	66	760	268
4.1.	Na neodređeno vrijeme	471	212	78	28	17	10	165	71
4.2.	Na određeno vrijeme	1293	522	198	59	44	23	430	112
4.3.	Pripravnik	115	74	0	0	0	0	4	2
4.4.	Pripravnik - volonter	0	0	0	0	0	0	0	0
4.5.	Dopunski rad	1	1	0	0	0	0	1	1
4.6.	Privremeni i povremeni poslovi	25	8	9	2	3	2	10	2
4.7.	Sezonski poslovi	461	269	131	69	51	31	150	80
4.8.	Privremeno radno angažovanje	0	0	0	0	0	0	0	0
4.9.	Lica sa invaliditetom	0	0	0	0	0	0	0	0
5.	PRESTANAK VOĐENJA EVIDENCIJE	2847	1315	585	218	97	58	790	270
6.	NEZAPOSLENI KRAJEM IZVJEŠTAJNOG MJESECA	30021	13276	6549	2319	1600	715	8996	3243
6.1.	Od ukupno nezaposlenih - prvi put traže zaposlenje	7739	3676	1831	779	400	181	2129	787

Educational level

Educational level												Contents
IV		V		VI		VII-1		VII-2		VIII		
Ukupno Total	Žene Women	Ukupno Total	Žene Women	Ukupno Total	Žene Women	Ukupno Total	Žene Women	Ukupno Total	Žene Women	Ukupno Total	Žene Women	
9173	5224	524	34	1384	715	2005	1160	42	20	2	2	UNEMPLOYED AT THE END OF PREVIOUS MONTH
796	449	24	8	115	59	210	119	1	1	0	0	NEWLY-REGISTERED IN REPORTING MONTH
200	105	8	3	21	9	79	45	1	1	0	0	First-time, no previous employment
218	111	11	2	23	7	32	11	0	0	0	0	First-time, with previous employment
88	42	0	0	18	8	23	15	0	0	0	0	Not first time, no previous employment
290	191	5	3	53	35	76	48	0	0	0	0	Not first time, with previous employment
78	46	4	1	18	15	30	19	0	0	0	0	REASONS FOR TERMINATING EMPLOYMENT CONTRACT
4	3	0	0	0	0	0	0	0	0	0	0	Business closure
11	7	0	0	0	0	1	0	0	0	0	0	Written statement of employee who wants to terminate employment contract (terms of notice of employment contract)
0	0	0	0	0	0	0	0	0	0	0	0	If employee at probation work has not achieved adequate results
4	3	3	0	1	0	0	0	0	0	0	0	Severance fee paid off to employee whose work is no longer required
6	2	0	0	0	0	5	1	0	0	0	0	Signing agreement with employer related to terminating employment contract
8	7	0	0	1	1	10	9	0	0	0	0	Termination of fixed term traineeship employment contract
42	22	1	1	15	13	13	9	0	0	0	0	Termination of fixed term employment contract
0	0	0	0	0	0	1	0	0	0	0	0	Termination of employment of unemployed person
2	1	0	0	1	1	0	0	0	0	0	0	Other reasons defined by law or collective agreement
1	1	0	0	0	0	0	0	0	0	0	0	Enterprise bankruptcy
0	0	0	0	0	0	0	0	0	0	0	0	Refusal of placement to another job due to the needs of work process
0	0	0	0	0	0	0	0	0	0	0	0	Pronounced measure of termination of employment due to violation of work duties and obligations
764	419	10	2	83	47	216	125	2	1	0	0	EMPLOYMENT THROUGH EAM BROKERAGE
155	74	0	0	15	7	39	21	2	1	0	0	Indefinite term employment
498	267	6	1	43	23	74	37	0	0	0	0	Fixed term employment
7	5	0	0	8	5	96	62	0	0	0	0	Trainee
0	0	0	0	0	0	0	0	0	0	0	0	Trainee-volunteer
0	0	0	0	0	0	0	0	0	0	0	0	Additional work
3	2	0	0	0	0	0	0	0	0	0	0	Temporary and occasional jobs
101	71	4	1	17	12	7	5	0	0	0	0	Seasonal jobs
0	0	0	0	0	0	0	0	0	0	0	0	Temporary work
0	0	0	0	0	0	0	0	0	0	0	0	Persons with disability
904	505	23	2	118	59	325	200	4	2	1	1	TERMINATION OF KEEPING EVIDENCE
9061	5172	526	39	1368	701	1882	1069	38	17	1	1	UNEMPLOYED AT THE END OF REPORTING MONTH
2437	1372	22	4	325	170	590	379	5	4	0	0	Out of total unemployed - first time job-seekers

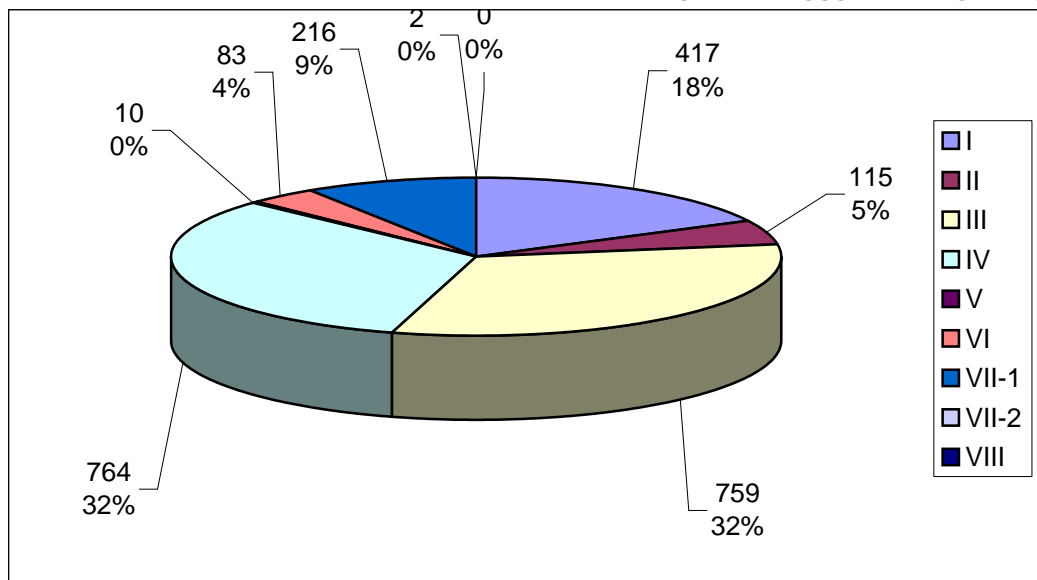
	Mjesec Month	Ukupno Total	Stepen stručne spreme			
			I	II	III	IV
Lica koja traže zaposlenje	05.2008.	30021	6549	1600	8996	9061
	05.2007.	35356	7281	1917	11086	11280
	index	84,91	89,95	83,46	81,15	80,33
Lica koja prvi put traže zaposlenje	05.2008.	7739	1831	400	2129	2437
	05.2007.	10651	2312	498	3306	3536
	index	72,66	79,20	80,32	64,40	68,92
Prijavljeni za zaposlenje	05.2008.	2640	854	76	564	796
	05.2007.	1744	349	44	460	606
	index	151,38	244,70	172,73	122,61	131,35
Novčana naknada - broj slučajeva	05.2008.	9630	2138	994	3386	2221
	05.2007.	8313	1838	833	3041	1842
	index	115,84	116,32	119,33	111,34	120,58
Prestanak vođenja evidencije	05.2008.	2847	585	97	790	904
	05.2007.	4057	866	174	1221	1341
	index	70,18	67,55	55,75	64,70	67,41
Ukupne potrebe za radnicima i pripravnicima	05.2008.	7436	1499	529	2008	2356
	05.2007.	5847	1254	483	1575	1821
	index	127,18	119,54	109,52	127,49	129,38
Potrebe za pripravnicima	05.2008.	304	0	0	4	37
	05.2007.	279	0	0	0	107
	index	108,96	0,00	0,00	0,00	34,58
Zasnivanje radnog odnosa pripravnika	05.2008.	115	0	0	4	7
	05.2007.	123	0	0	11	30
	index	93,50	0,00	0,00	36,36	23,33
Zapošljavanje posredstvom Zavoda za zapošljavanje	05.2008.	2366	417	115	759	764
	05.2007.	3049	555	238	898	1018
	index	77,60	75,14	48,32	84,52	75,05
Prijavljeni za zaposlenje po prestanku radnog odnosa	05.2008.	445	191	16	108	78
	05.2007.	330	76	16	77	92
	index	134,85	251,32	100,00	140,26	84,78
Nezaposlena lica na početku izvještajnog mjeseca	05.2008.	30229	6280	1621	9222	9169
	05.2007.	37669	7798	2047	11847	12015
	index	80,25	80,53	79,19	77,84	76,31
Nezaposlena lica zbog prestanka rada poslodavca	05.2008.	0	0	0	0	0
	05.2007.	0	0	0	0	0
	index	0,00	0,00	0,00	0,00	0,00



Educational level					
V	VI	VII-1	VII-2	VIII	
526	1368	1882	38	1	Job seekers
399	1567	1798	26	2	
131,83	87,30	104,67	146,15	50,00	
22	325	590	5	0	First time job seekers
24	406	564	5	0	
91,67	80,05	104,61	100,00	0,00	
24	115	210	1	0	Registered for employment
3	82	199	1	0	
800,00	140,24	105,53	100,00	0,00	
211	276	400	3	1	Unemployment benefit - number of claimants
165	295	295	2	2	
127,88	93,56	135,59	150,00	50,00	
23	118	325	4	1	Number of persons deactivated from the register
16	171	268	0	0	
143,75	69,01	121,27	0,00	0,00	
62	176	796	10	0	Total demand for workers and trainees
49	128	530	7	0	
126,53	137,50	150,19	142,86	0,00	
0	28	235	0	0	Demand for trainees
0	17	154	1	0	
0,00	164,71	152,60	0,00	0,00	
0	8	96	0	0	Employed trainees with co-funding of EAM
0	12	70	0	0	
0,00	66,67	137,14	0,00	0,00	
10	83	216	2	0	Employment through EAM brokerage
16	108	215	1	0	
62,50	76,85	100,47	200,00	0,00	
4	18	30	0	0	Registered for employment upon termination of employment contract
1	14	53	1	0	
400,00	128,57	56,60	0,00	0,00	
525	1372	1997	41	2	Unemployed at the beginning of reporting month
412	1656	1867	25	2	
127,43	82,85	106,96	164,00	100,00	
0	0	0	0	0	Unemployed due to business closure
0	0	0	0	0	
0,00	0,00	0,00	0,00	0,00	

ZAPOŠLJAVANJE POSREDSTVOM ZAVODA ZA ZAPOŠLJAVANJE U MAJU 2008. GODINE

EMPLOYMENT THROUGH EAM BROKERAGE IN MAY 2008



T 4

NEZAPOSLENA LICA PREMA OPŠTINAMA, STRUČNOJ SPREMI I POLU, STANJE NA DAN 31.05.2008. GODINE

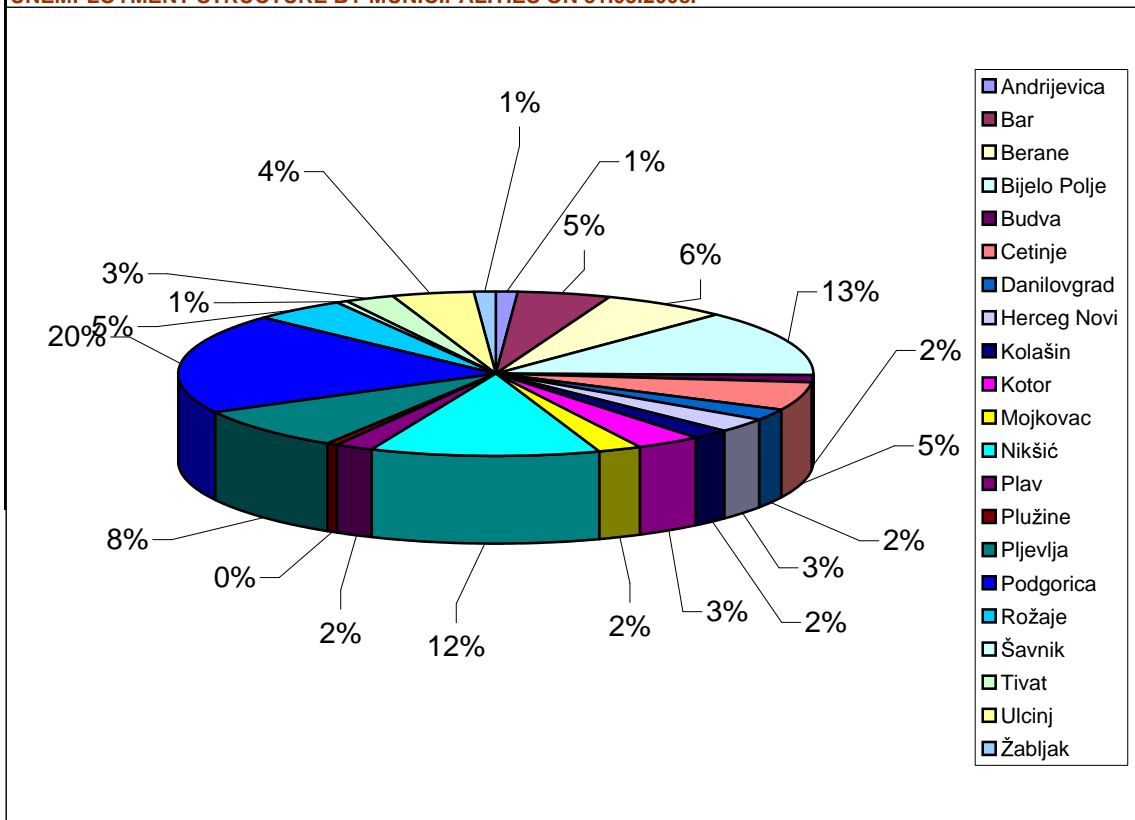
UNEMPLOYED BY MUNICIPALITIES, EDUCATIONAL LEVEL AND GENDER - ON 31.05.2008.

Redni broj --- Row number	Opština --- Municipality	Ukupno Total	Žene Women	% žene --- Share of women	Stepen stručne spreme					
					I		II		III	
					Ukupno --- Total	Žene --- Women	Ukupno --- Total	Žene --- Women	Ukupno --- Total	Žene --- Women
1.	Andrijeвица	348	135	38,8	101	38	8	2	109	37
2.	Bar	1391	816	58,7	324	182	81	48	355	193
3.	Berane	1915	691	36,1	545	135	61	14	509	162
4.	Bijelo Polje	3895	1707	43,8	911	340	264	115	1403	540
5.	Budva	470	298	63,4	89	60	25	14	133	76
6.	Cetinje	1640	782	47,7	663	323	66	37	323	105
7.	Danilovgrad	715	292	40,8	137	43	22	15	248	75
8.	Herceg Novi	786	351	44,7	46	17	104	40	274	93
9.	Kolašin	626	246	39,3	214	61	17	14	217	83
10.	Kotor	953	355	37,3	71	33	113	50	329	87
11.	Mojkovac	655	238	36,3	167	34	38	17	239	76
12.	Nikšić	3564	1772	49,7	514	189	192	87	1153	433
13.	Plav	551	165	29,9	143	36	4	0	145	30
14.	Plužine	145	54	37,2	23	9	4	2	66	18
15.	Pljevlja	2539	1155	45,5	532	129	174	63	803	312
16.	Podgorica	5873	2729	46,5	1050	355	290	152	1440	517
17.	Rožaje	1439	420	29,2	471	88	24	3	478	115
18.	Šavnik	173	58	33,5	43	18	7	3	68	22
19.	Tivat	782	281	35,9	64	23	34	16	238	74
20.	Ulcinj	1213	559	46,1	370	169	68	20	362	154
21.	Žabljak	348	172	49,4	71	37	4	3	104	41
	Ukupno --- Total	30021	13276	44,2	6549	2319	1600	715	8996	3243

G 4

STRUKTURA NEZAPOSLENIH PO OPŠTINAMA NA DAN 31.05.2008.GODINE

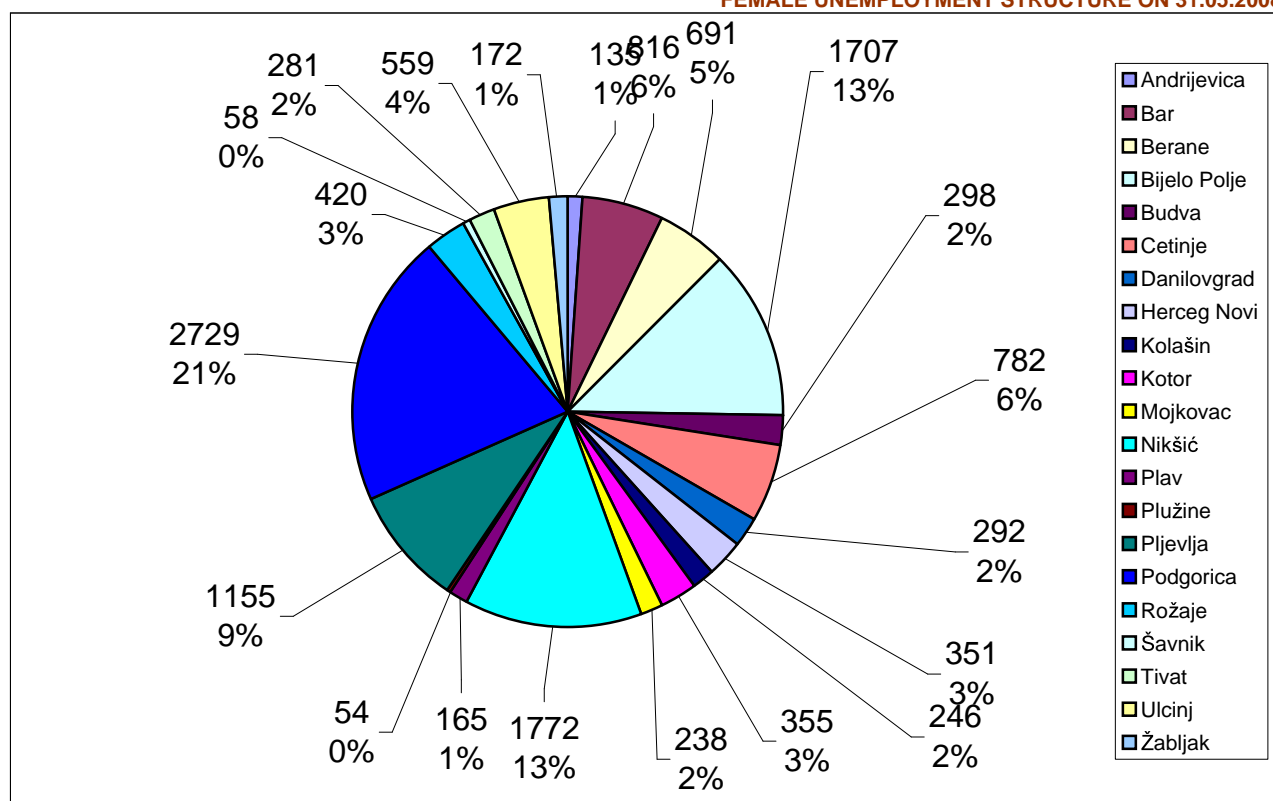
UNEMPLOYMENT STRUCTURE BY MUNICIPALITIES ON 31.05.2008.



Educational level											
IV		V		VI		VII-1		VII-2		VIII	
Ukupno ---- Total	Žene ---- Women	Ukupno ---- Total	Žene ---- Women	Ukupno ---- Total	Žene ---- Women	Ukupno ---- Total	Žene ---- Women	Ukupno ---- Total	Žene ---- Women	Ukupno ---- Total	Žene ---- Women
112	49	2	0	8	4	8	5	0	0	0	0
445	294	13	2	82	43	91	54	0	0	0	0
624	308	9	1	83	33	84	38	0	0	0	0
1038	597	27	3	133	57	119	55	0	0	0	0
140	102	13	2	34	22	35	22	1	0	0	0
464	264	13	1	53	23	55	28	3	1	0	0
232	129	24	1	26	15	26	14	0	0	0	0
206	128	40	3	56	36	56	32	4	2	0	0
146	71	2	0	10	6	20	11	0	0	0	0
218	100	14	1	125	36	80	46	2	1	1	1
168	95	4	1	22	10	17	5	0	0	0	0
1128	660	26	6	212	159	334	236	5	2	0	0
181	78	5	0	25	7	48	14	0	0	0	0
37	18	0	0	8	5	7	2	0	0	0	0
845	565	25	1	84	42	74	42	2	1	0	0
2080	1188	143	9	245	145	606	353	19	10	0	0
329	161	6	0	62	23	69	30	0	0	0	0
50	12	0	0	3	2	2	1	0	0	0	0
188	107	140	5	54	17	64	39	0	0	0	0
276	163	19	3	35	13	81	37	2	0	0	0
154	83	1	0	8	3	6	5	0	0	0	0
9061	5172	526	39	1368	701	1882	1069	38	17	1	1

STRUKTURA NEZAPOSLENIH ŽENA NA DAN 31.05.2008. GODINE
FEMALE UNEMPLOYMENT STRUCTURE ON 31.05.2008.

G 5



T 5

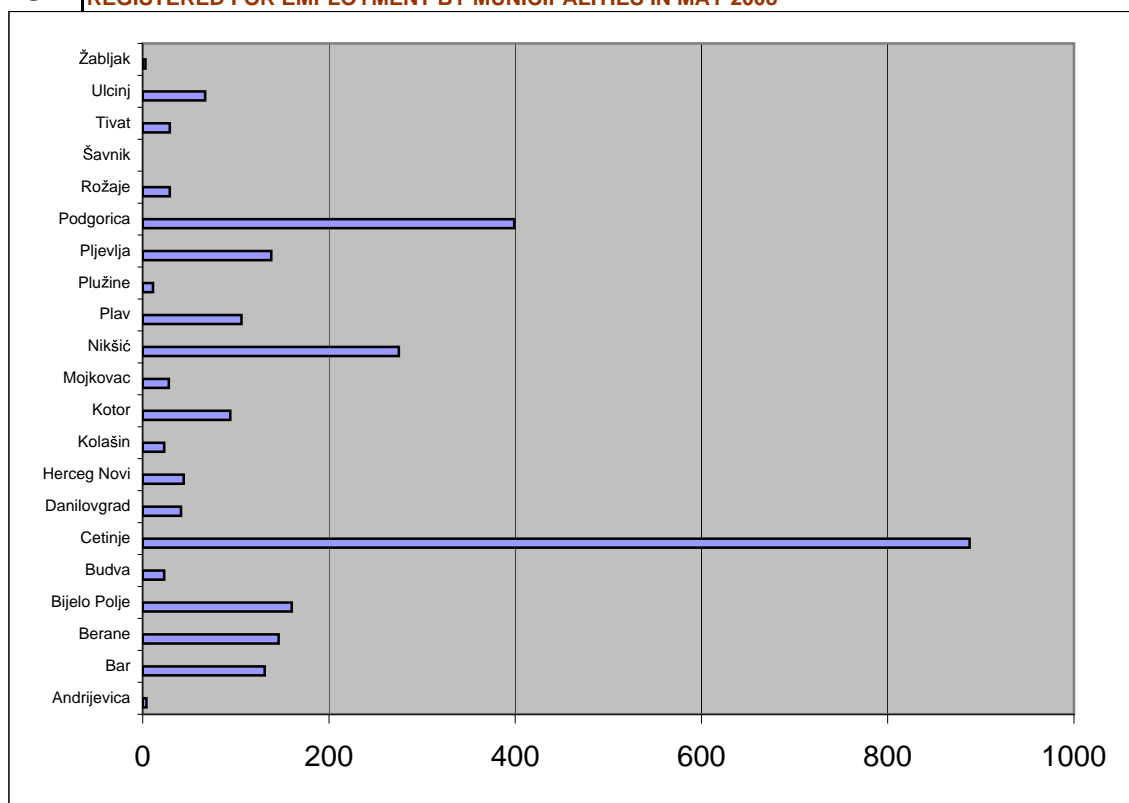
PREGLED NEZAPOSLENIH LICA PRIJAVLJENIH ZA ZAPOSLENJE PREMA OPŠTINAMA, STRUČNOJ SPREMI I POLU U MJESECU MAJU 2008. GODINE

UNEMPLOYED REGISTERED FOR EMPLOYMENT BY MUNICIPALITIES, EDUCATIONAL LEVEL AND GENDER IN MAY 2008

Redni broj ---- Row number	Opština ---- Municipality	Ukupno Total	Žene Women	% žena Share of women	Stepen stručne spreme					
					I		II		III	
					Ukupno ---- Total	Žene ---- Women	Ukupno ---- Total	Žene ---- Women	Ukupno ---- Total	Žene ---- Women
1.	Andrijevica	4	1	25,0	2	1	0	0	0	0
2.	Bar	131	82	62,6	38	21	10	6	30	17
3.	Berane	146	61	41,8	33	8	3	2	33	16
4.	Bijelo Polje	160	81	50,6	38	16	2	1	49	22
5.	Budva	23	15	65,2	5	4	1	0	6	2
6.	Cetinje	888	410	46,2	463	232	22	15	132	25
7.	Danilovgrad	41	16	39,0	8	4	1	0	6	1
8.	Herceg Novi	44	20	45,5	5	2	3	1	13	3
9.	Kolašin	23	10	43,5	5	1	1	1	9	4
10.	Kotor	94	42	44,7	11	9	10	4	25	10
11.	Mojkovac	28	10	35,7	3	1	2	1	10	6
12.	Nikšić	275	174	63,3	50	31	5	2	79	40
13.	Plav	106	19	17,9	22	4	1	0	30	4
14.	Plužine	11	6	54,5	5	1	0	0	3	2
15.	Pijevlja	138	59	42,8	28	10	4	2	40	10
16.	Podgorica	399	219	54,9	91	41	8	5	69	31
17.	Rožaje	29	7	24,1	10	0	0	0	9	3
18.	Šavnik	0	0	0,0	0	0	0	0	0	0
19.	Tivat	29	18	62,1	5	2	2	2	7	2
20.	Ulcinj	67	31	46,3	32	15	1	0	13	3
21.	Žabljak	3	1	33,3	0	0	0	0	1	0
	Ukupno ---- Total	2639	1282	48,6	854	403	76	42	564	201

G 6

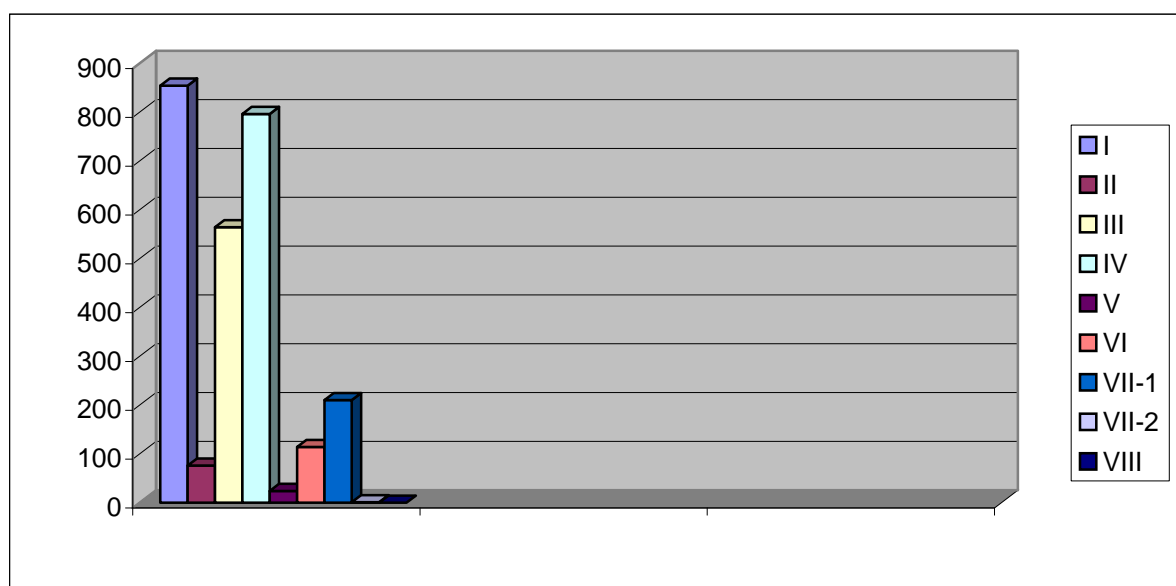
PRIJAVLJENI ZA ZAPOSLENJE PREMA OPŠTINAMA U MJESECU MAJU 2008. GODINE REGISTERED FOR EMPLOYMENT BY MUNICIPALITIES IN MAY 2008



Educational level											
IV		V		VI		VII-1		VII-2		VIII	
Ukupno ---- Total	Žene ---- Women	Ukupno ---- Total	Žene ---- Women	Ukupno ---- Total	Žene ---- Women	Ukupno ---- Total	Žene ---- Women	Ukupno ---- Total	Žene ---- Women	Ukupno ---- Total	Žene ---- Women
2	0	0	0	0	0	0	0	0	0	0	0
39	29	0	0	5	5	9	4	0	0	0	0
65	29	0	0	6	1	6	5	0	0	0	0
43	28	1	0	9	7	18	7	0	0	0	0
7	6	0	0	3	3	1	0	0	0	0	0
223	122	8	1	19	6	21	9	0	0	0	0
21	7	0	0	0	0	5	4	0	0	0	0
14	9	3	1	4	2	2	2	0	0	0	0
4	2	0	0	0	0	4	2	0	0	0	0
28	11	0	0	13	3	7	5	0	0	0	0
10	2	0	0	1	0	2	0	0	0	0	0
87	58	5	4	15	13	34	26	0	0	0	0
42	9	0	0	5	0	6	2	0	0	0	0
1	1	0	0	0	0	2	2	0	0	0	0
50	32	1	0	9	4	6	1	0	0	0	0
134	88	2	0	17	10	77	43	1	1	0	0
6	2	0	0	3	2	1	0	0	0	0	0
0	0	0	0	0	0	0	0	0	0	0	0
6	6	1	1	3	1	5	4	0	0	0	0
13	8	3	1	1	1	4	3	0	0	0	0
1	0	0	0	1	1	0	0	0	0	0	0
796	449	24	8	114	59	210	119	1	1	0	0

PRIJAVLJENI ZA ZAPOSLENJE PREMA STEPENIMA STRUČNE SPREME U MJESECU MAJU 2008. GODINE
REGISTERED FOR EMPLOYMENT BY EDUCATIONAL LEVEL IN MAY 2008

G 7



T 6

PREGLED LICA KOJA PRVI PUT TRAŽE ZAPOSLENJE PREMA OPŠTINAMA, STRUČNOJ SPREMI I POLU U MJESECU MAJU 2008. GODINE

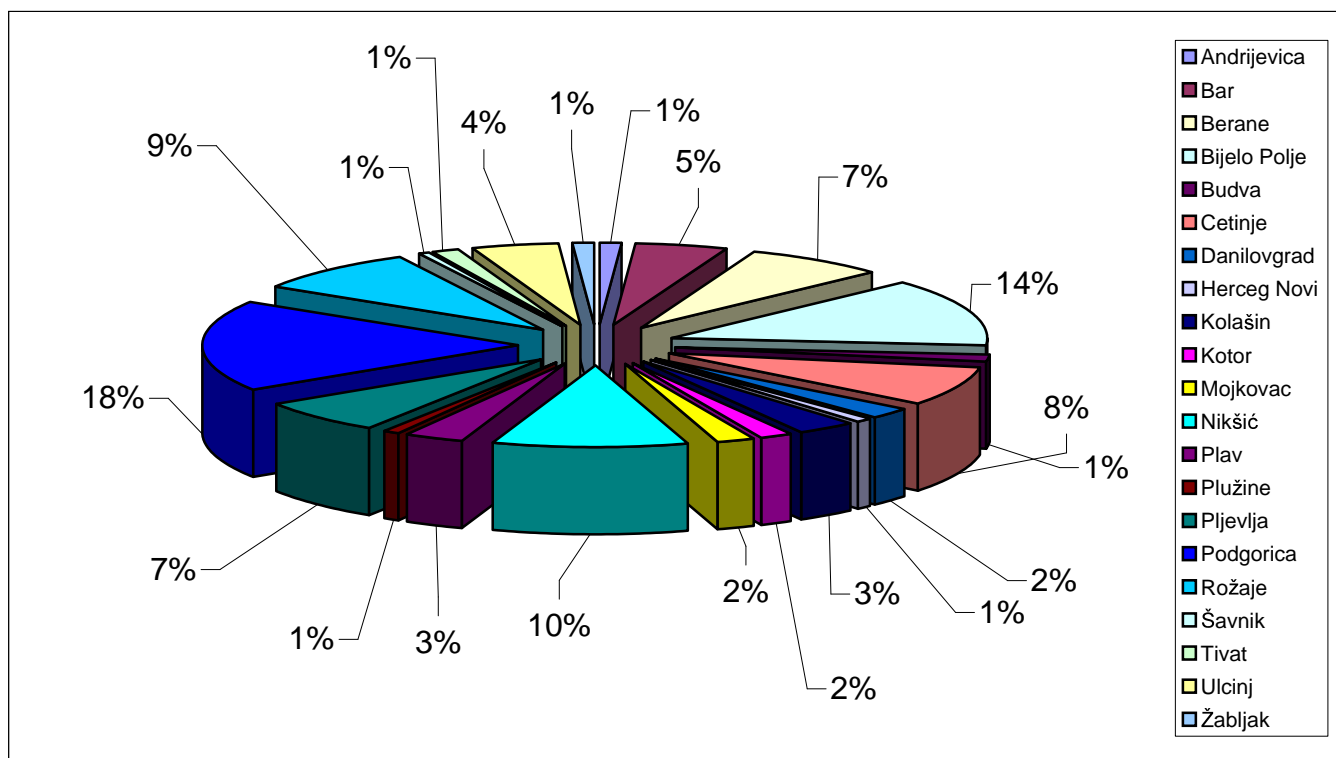
FIRST TIME JOB-SEEKERS BY MUNICIPALITIES, EDUCATIONAL LEVEL AND GENDER IN MAY 2008

Redni broj --- Row number	Opština --- Municipality	Ukupno Total	Žene Women	% žena Share of women	Stepen stručne spreme					
					I		II		III	
					Ukupno --- Total	Žene --- Women	Ukupno --- Total	Žene --- Women	Ukupno --- Total	Žene --- Women
1.	Andrijevića	77	30	39,0	12	2	6	1	19	8
2.	Bar	373	224	60,1	118	79	29	16	86	45
3.	Berane	554	227	41,0	124	47	36	8	151	54
4.	Bijelo Polje	1048	473	45,1	225	82	63	30	365	148
5.	Budva	89	66	74,2	21	15	4	1	22	15
6.	Cetinje	607	250	41,2	284	121	16	6	97	18
7.	Danilovgrad	181	74	40,9	29	10	4	3	70	18
8.	Herceg Novi	63	34	54,0	4	1	7	4	14	3
9.	Kolašin	225	105	46,7	64	29	3	2	95	40
10.	Kotor	135	50	37,0	8	2	5	3	36	7
11.	Mojkovac	153	54	35,3	30	9	9	2	72	25
12.	Nikšić	782	417	53,3	111	55	34	17	197	57
13.	Plav	230	85	37,0	56	22	1	0	77	16
14.	Plužine	63	27	42,9	9	4	0	0	27	9
15.	Pljevlja	516	282	54,7	80	33	41	24	160	72
16.	Podgorica	1394	724	51,9	263	103	104	50	251	109
17.	Rožaje	658	223	33,9	198	47	17	1	238	72
18.	Šavnik	57	18	31,6	13	5	3	2	17	6
19.	Tivat	100	48	48,0	17	3	5	4	28	11
20.	Ulcinj	340	218	64,1	143	95	13	7	82	47
21.	Žabljak	94	47	50,0	22	15	0	0	25	7
	Ukupno --- Total	7739	3676	47,5	1831	779	400	181	2129	787

G 8

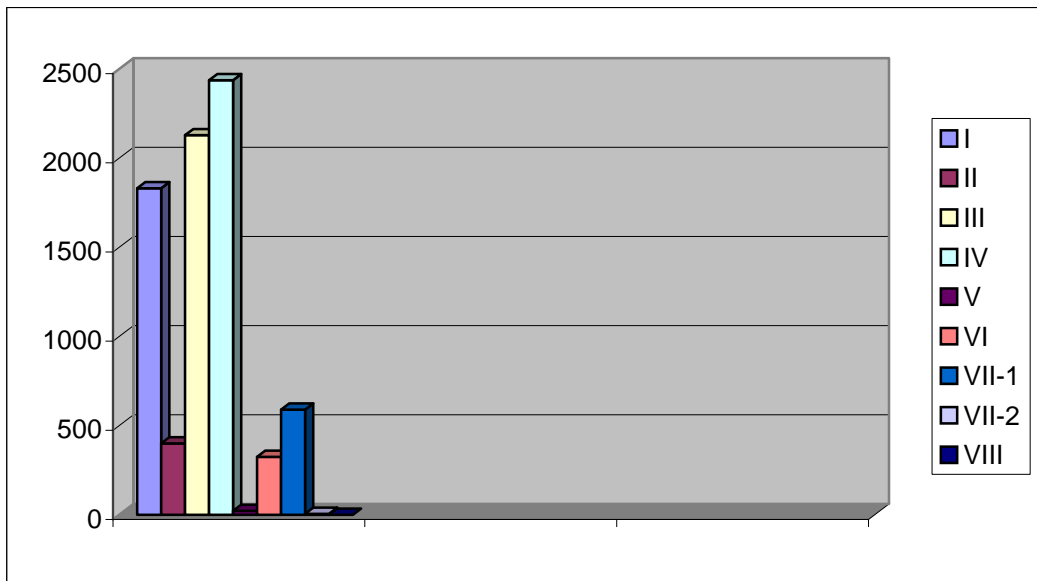
LICA KOJA PRVI PUT TRAŽE ZAPOSLENJE PREMA OPŠTINAMA U MJESECU MAJU 2008. GODINE

FIRST TIME JOB-SEEKERS BY MUNICIPALITIES IN MAY 2008



Educational level											
IV		V		VI		VII-1		VII-2		VIII	
Ukupno ---- Total	Žene ---- Women	Ukupno ---- Total	Žene ---- Women	Ukupno ---- Total	Žene ---- Women	Ukupno ---- Total	Žene ---- Women	Ukupno ---- Total	Žene ---- Women	Ukupno ---- Total	Žene ---- Women
35	15	0	0	4	3	1	1	0	0	0	0
91	58	3	0	16	4	30	22	0	0	0	0
199	102	0	0	26	8	18	8	0	0	0	0
312	179	3	0	39	14	41	20	0	0	0	0
22	19	0	0	6	5	14	11	0	0	0	0
162	82	5	1	21	8	22	14	0	0	0	0
65	37	1	0	4	3	8	3	0	0	0	0
22	14	0	0	8	6	8	6	0	0	0	0
48	25	0	0	5	3	10	6	0	0	0	0
43	10	1	0	19	9	23	19	0	0	0	0
34	15	0	0	4	2	4	1	0	0	0	0
287	161	0	0	49	41	104	86	0	0	0	0
71	39	1	0	9	4	15	4	0	0	0	0
19	10	0	0	3	2	5	2	0	0	0	0
191	127	1	0	19	12	24	14	0	0	0	0
524	305	0	0	57	34	191	119	4	4	0	0
154	81	1	0	23	8	27	14	0	0	0	0
21	3	0	0	2	1	1	1	0	0	0	0
26	13	2	1	5	1	17	15	0	0	0	0
70	55	3	2	4	2	24	10	1	0	0	0
41	22	1	0	2	0	3	3	0	0	0	0
2437	1372	22	4	325	170	590	379	5	4	0	0

LICA KOJA PRVI PUT TRAŽE ZAPOSLENJE PREMA STEPENU STRUČNE SPREME U MAJU 2008. GODINE
FIRST TIME JOB-SEEKERS BY EDUCATIONAL LEVEL IN MAY 2008



T 7

PREGLAD PRESTANKA VOĐENJA EVIDENCIJE NEZAPOSLENIH LICA PREMA OPŠTINAMA, POLU I STRUČNOJ SPREMI U MJESECU MAJU 2008. GODINE

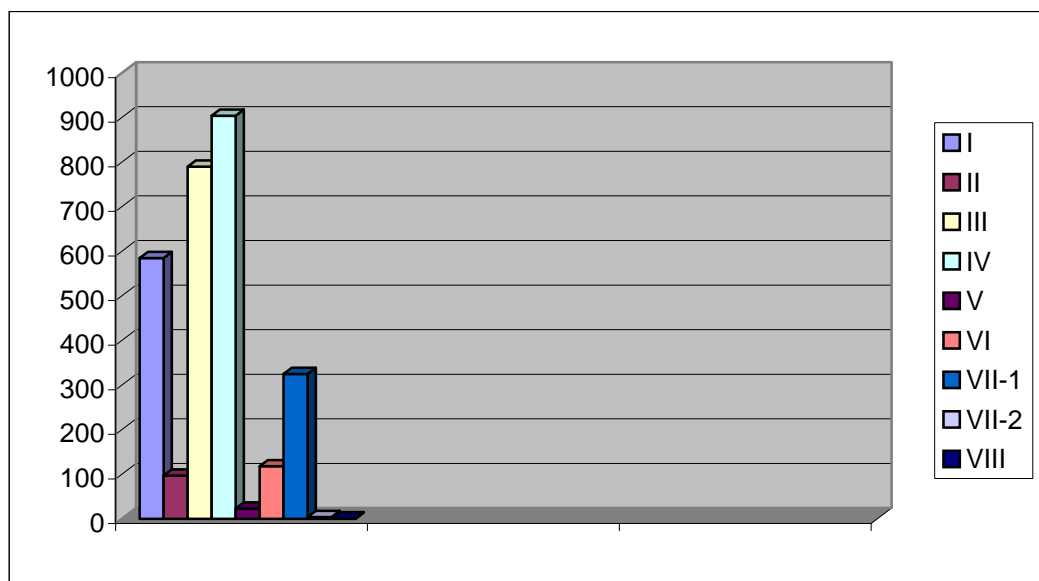
UNEMPLOYED DEACTIVATED FROM REGISTER BY MUNICIPALITIES, GENDER AND EDUCATIONAL LEVEL IN MAY 2008

Redni broj --- Row number	Opština --- Municipality	Ukupno Total	Žene Woman	% žena Share of women	Stepen stručne spreme					
					I		II		III	
					Ukupno --- Total	Žene --- Women	Ukupno --- Total	Žene --- Women	Ukupno --- Total	Žene --- Women
1.	Andrijevica	19	10	52,6	1	1	0	0	8	4
2.	Bar	198	128	64,6	57	38	11	8	45	28
3.	Berane	217	77	35,5	58	10	5	2	57	17
4.	Bijelo Polje	374	118	31,6	115	27	10	1	122	30
5.	Budva	57	36	63,2	12	9	1	1	17	11
6.	Cetinje	66	31	47,0	15	6	1	0	16	5
7.	Danilovgrad	47	18	38,3	15	3	0	0	11	2
8.	Herceg Novi	124	81	65,3	8	6	11	9	35	18
9.	Kolašin	55	21	38,2	20	7	2	1	15	6
10.	Kotor	89	32	36,0	3	3	5	2	29	9
11.	Mojkovac	56	25	44,6	9	4	1	1	25	8
12.	Nikšić	363	161	44,4	54	20	15	9	117	34
13.	Plav	18	12	66,7	10	8	0	0	0	0
14.	Plužine	11	8	72,7	1	0	0	0	5	3
15.	Prijevlja	182	86	47,3	29	14	6	4	65	20
16.	Podgorica	697	357	51,2	123	47	20	15	140	46
17.	Rožaje	99	20	20,2	37	5	1	0	30	4
18.	Šavnik	7	2	28,6	0	0	0	0	2	1
19.	Tivat	77	47	61,0	4	3	7	5	29	14
20.	Ulcinj	78	37	47,4	13	6	1	0	18	8
21.	Žabljak	13	8	61,5	1	1	0	0	4	2
	Ukupno --- Total	2847	1315	46,2	585	218	97	58	790	270

G 10

PRESTANAK VOĐENJA EVIDENCIJE NEZAPOSLENIH LICA PREMA STEPENU STRUČNE SPREME U MAJU 2008. GODINE

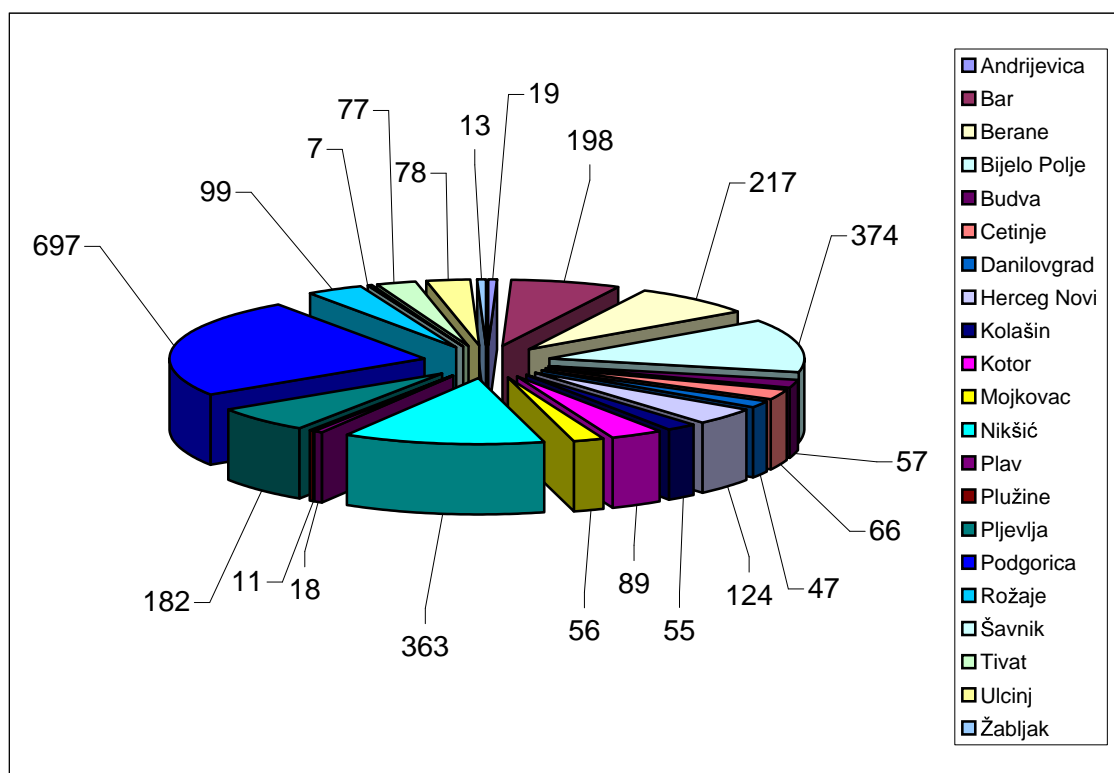
UNEMPLOYED DEACTIVATED FROM REGISTER BY EDUCATIONAL LEVEL IN MAY 2008



Educational level											
IV		V		VI		VII-1		VII-2		VIII	
Ukupno ---- Total	Žene ---- Women	Ukupno ---- Total	Žene ---- Women	Ukupno ---- Total	Žene ---- Women	Ukupno ---- Total	Žene ---- Women	Ukupno ---- Total	Žene ---- Women	Ukupno ---- Total	Žene ---- Women
6	3	0	0	1	0	3	2	0	0	0	0
58	37	2	0	13	9	12	8	0	0	0	0
69	36	1	1	8	2	19	9	0	0	0	0
102	52	3	0	9	2	13	6	0	0	0	0
19	13	1	1	3	0	4	1	0	0	0	0
24	12	0	0	2	2	8	6	0	0	0	0
17	10	0	0	0	0	4	3	0	0	0	0
34	23	1	0	16	12	19	13	0	0	0	0
14	5	0	0	2	1	2	1	0	0	0	0
35	11	1	0	7	2	8	5	1	0	0	0
14	7	0	0	3	1	4	4	0	0	0	0
112	59	3	0	12	8	49	31	1	0	0	0
7	4	0	0	0	0	1	0	0	0	0	0
5	5	0	0	0	0	0	0	0	0	0	0
67	40	1	0	3	1	11	7	0	0	0	0
262	152	6	0	23	13	120	81	2	2	1	1
17	9	0	0	5	1	9	1	0	0	0	0
3	0	0	0	0	0	2	1	0	0	0	0
16	12	3	0	8	5	10	8	0	0	0	0
20	12	1	0	2	0	23	11	0	0	0	0
3	3	0	0	1	0	4	2	0	0	0	0
904	505	23	2	118	59	325	200	4	2	1	1

PRESTANAK VOĐENJA EVIDENCIJE NEZAPOSLENIH LICA
PREMA OPŠTINAMA U MJESECU MAJU 2008. GODINE
UNEMPLOYED DEACTIVATED FROM REGISTER
BY MUNICIPALITIES IN MAY 2008

G 11



T 8

RAZLOZI PRESTANKA VOĐENJA EVIDENCIJE NEZAPOSLENIH LICA PREMA DUŽINI ČEKANJA NA ZAPOSLENJE U MAJU 2008. GODINE

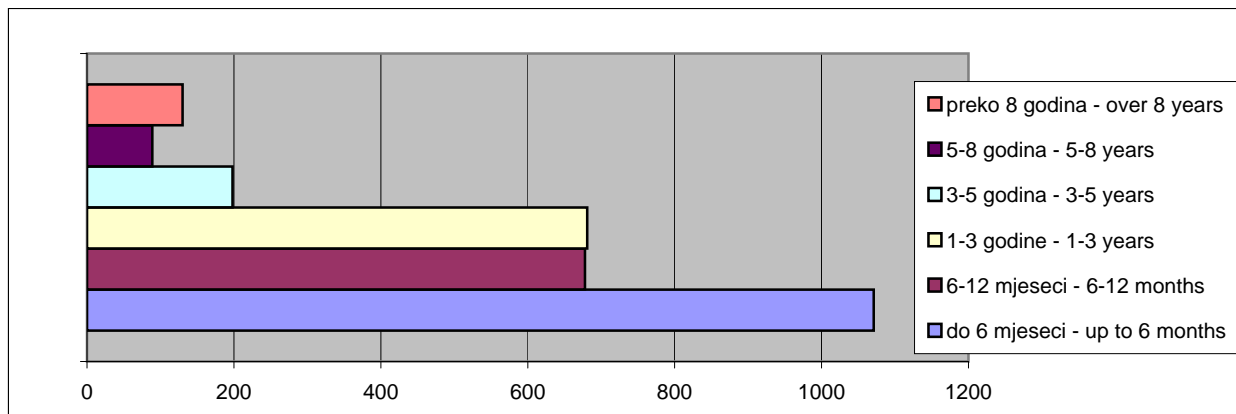
REASONS FOR TERMINATION OF KEEPING EVIDENCE ON UNEMPLOYED PERSONS BY DURATION OF UNEMPLOYMENT IN MAY 2008

Redni broj ---- Row number	Razlozi prestanka vođenja evidencije o nezaposlenim licima	Ukupno ---- Total	Dužina čekanja na zaposlenje		
			Do 6 mjeseci ---- Up to 6 months	6 - 12 mjeseci ---- 6 - 12 months	1 - 3 godine ---- 1 - 3 years
	UKUPNO	2847	1071	678	681
1.	Zasnivanje radnog odnosa sa punim radnim vremenom na određeno vrijeme	539	187	118	142
2.	Zasnivanje radnog odnosa sa punim radnim vremenom na neodređeno vrijeme	99	39	25	22
3.	Kada nezaposleno lice navrší 65 godina života i najmanje 15 godina staža osiguranja	3	2	1	0
4.	Ostvarenje prava na starosnu ili invalidsku penziju	40	6	8	15
5.	Osnivanje preduzeća ili radnje, ili bavljenje poljoprivredom	5	2	1	1
6.	Odlazak na rad u inostranstvo, a nije podnešan zahtjev za posredovanjem u Crnoj Gori	9	4	5	0
7.	Stupanje na izdržavanje kazne zatvora	3	1	1	1
8.	Neopravdano nejavljivanje, ili neodazivanje na poziv organizacije za zapošljavanje	733	301	206	162
9.	Samoinicijativno odjavljivanje sa evidencije organizacije za zapošljavanje	7	3	0	2
10.	Smrt nezaposlenog lica	11	1	2	0
11.	Sezonski rad	526	220	119	130
12.	Promjena mjesta prijavljivanja	10	5	1	1
13.	Korišćenje kredita za samozapošljavanje	32	16	6	3
14.	Odbijanje uključenja u programe aktivne politike zapošljavanja (APZ)	13	5	2	4
15.	Zaposlenje u svojstvu pripravnika	172	109	40	18
16.	Lica na stručnom osposobljavanju	1	0	0	0
18.	Drugi slučajevi predviđenim zakonom ili drugim opštim aktom	629	168	140	178
19.	Drugi slučajevi predviđenim zakonom kada status postaje privremeno pasivan	15	2	3	2

G 12

STRUKTURA PRESTANKA VOĐENJA EVIDENCIJE NEZAPOSLENIH LICA PREMA DUŽINI ČEKANJA NA ZAPOSLENJE U MAJU 2008. GODINE

STRUCTURE OF UNEMPLOYED PERSONS DEACTIVATED FROM REGISTER BY DURATION OF UNEMPLOYMENT IN MAY 2008

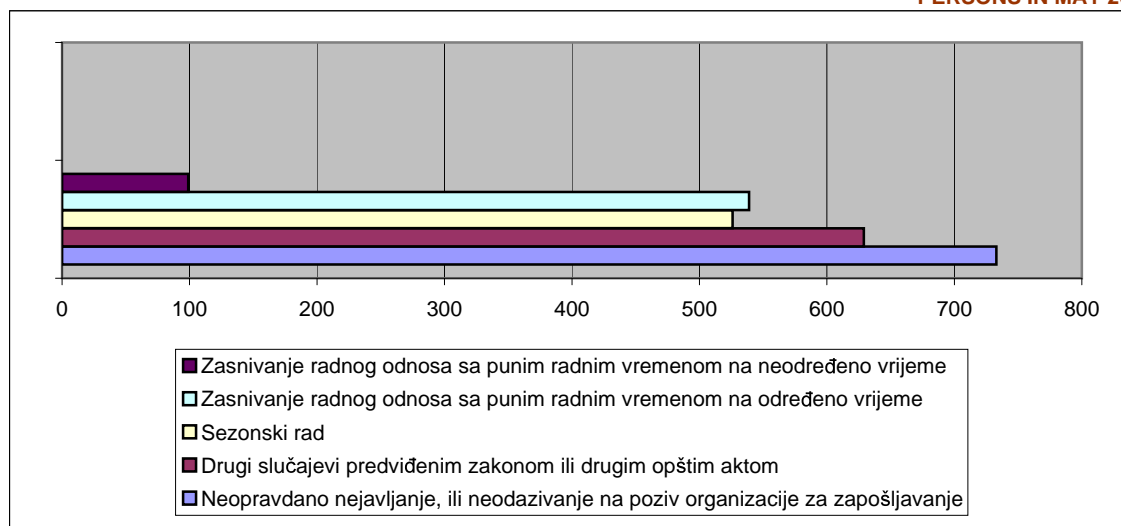


Duration of unemployment			Reasons for termination of keeping evidence on unemployed persons
3 - 5 godina ---- 3 - 5 years	5 - 8 godina ---- 5 - 8 years	Preko 8 godina ---- Over 8 years	
198	89	130	TOTAL
51	16	25	Signing full-time fixed term employment contract
7	5	1	Signing full-time indefinite term employment contract
0	0	0	When unemployed person turns 65 years of age and at least 15 years of insurance period
6	1	4	Meeting criteria for age or disability pension
1	0	0	Establishing enterprise or shop, or beginning to deal with agriculture
0	0	0	Setting off to work abroad, without prior filing a request for brokerage in Montenegro
0	0	0	Starting to serve the prison sentence
30	13	21	Unjustifiable failure to report or answer the call of employed organization
0	0	2	Cancellation of registration within employment organization on own initiative
3	2	3	Death of unemployed person
24	12	21	Seasonal employment
1	1	1	Change of the registration location
0	5	2	Use of self-employment loan
1	0	1	Refusal of inclusion in active employment policy programs (AEPP)
2	2	1	Employment with trainee status
0	0	1	Persons through vocational training
68	30	45	Other cases defined by law or other general act
4	2	2	Other cases defined by law when status becomes temporarily passive

RAZLOZI PRESTANKA VOĐENJA EVIDENCIJE NEZAPOSLENIH LICA SA NAJVEĆOM UČESTALOŠĆU
U MAJU 2008. GODINE

G 13

MOST FREQUENT REASONS FOR TERMINATION OF KEEPING EVIDENCE OF UNEMPLOYED
PERSONS IN MAY 2008



T 9

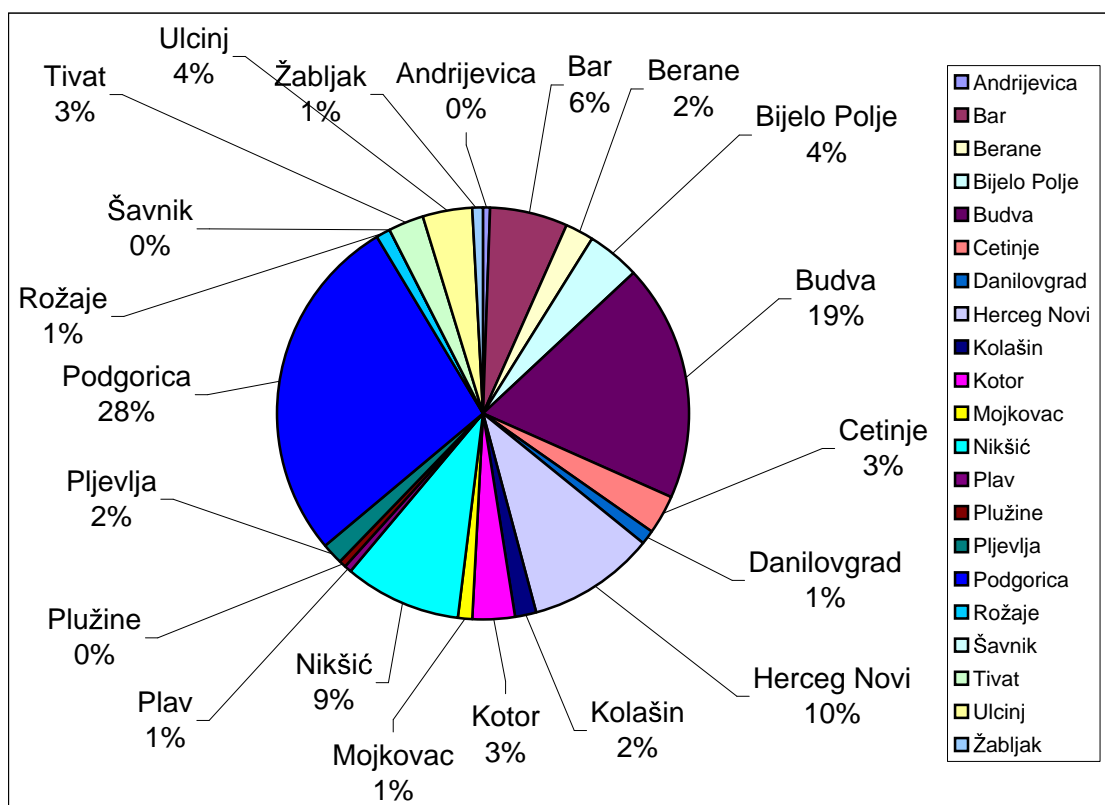
PREGLED SLOBODNIH RADNIH MJESTA PREMA OPŠTINAMA, STRUČNOJ SPREMI I POLU U MJESECU MAJU 2008. GODINE

VACANCIES BY MUNICIPALITIES, EDUCATIONAL LEVEL AND GENDER IN MAY 2008

Redni broj --- Row number	Opština --- Municipality	Ukupno (05/2008) Total	Pripravnici (05/2008) Trainees	Stepen stručne spreme			
				I	II	III	
				Ukupno Total	Ukupno Total	Ukupno Total	Pripravnici Trainees
1.	Andrijevica	33	1	4	0	21	0
2.	Bar	456	20	117	12	130	1
3.	Berane	180	8	52	5	28	0
4.	Bijelo Polje	311	13	67	0	128	0
5.	Budva	1385	8	347	186	281	0
6.	Cetinje	218	9	19	1	94	0
7.	Danilovgrad	80	27	12	0	14	0
8.	Herceg Novi	735	23	95	148	284	2
9.	Kolašin	133	3	61	2	40	0
10.	Kotor	251	5	57	25	91	1
11.	Mojkovac	79	6	25	0	25	0
12.	Nikšić	673	28	107	32	181	0
13.	Plav	61	0	18	0	30	0
14.	Plužine	30	2	2	0	19	0
15.	Pljevlja	119	5	36	0	28	0
16.	Podgorica	2055	139	276	70	387	0
17.	Rožaje	78	2	24	1	39	0
18.	Šavnik	8	2	3	0	2	0
19.	Tivat	190	2	31	30	69	0
20.	Ulcinj	290	0	125	14	113	0
21.	Žabljak	71	1	21	3	4	0
Ukupno --- Total		7436	304	1499	529	2008	4

G 14

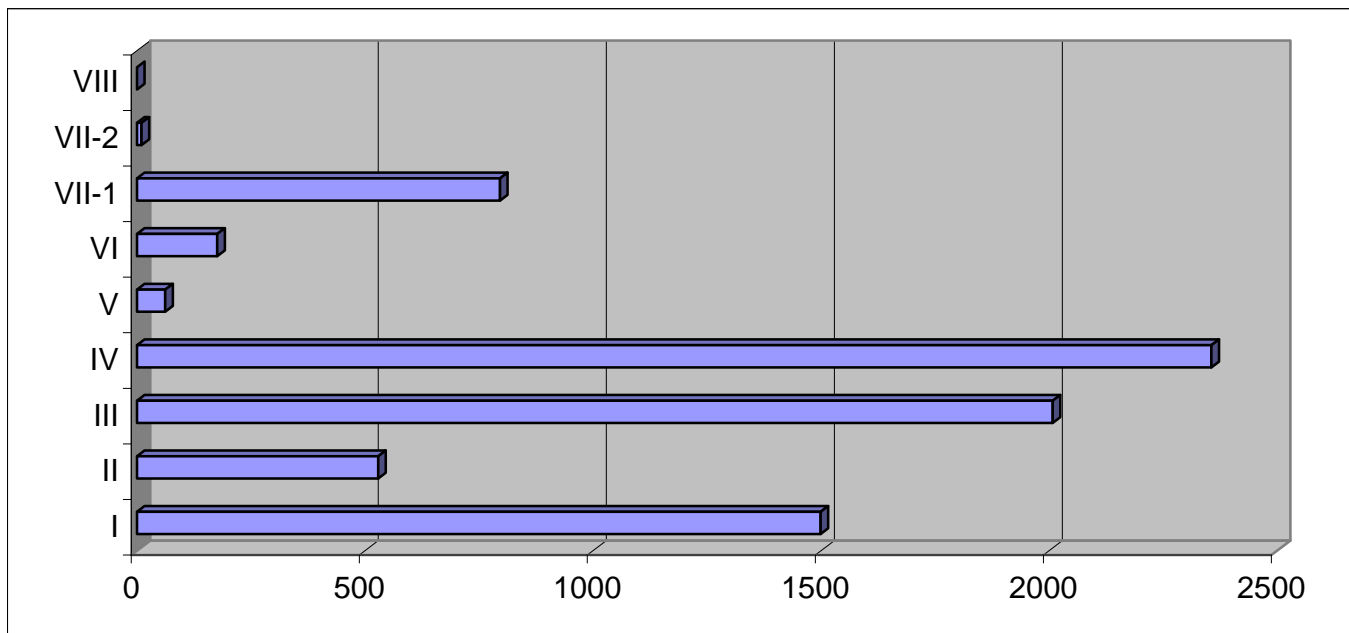
STRUKTURA SLOBODNIH RADNIH MJESTA PREMA OPŠTINAMA U MJESECU MAJU 2008. GODINE STRUCTURE OF VACANCIES BY MUNICIPALITIES IN MAY 2008



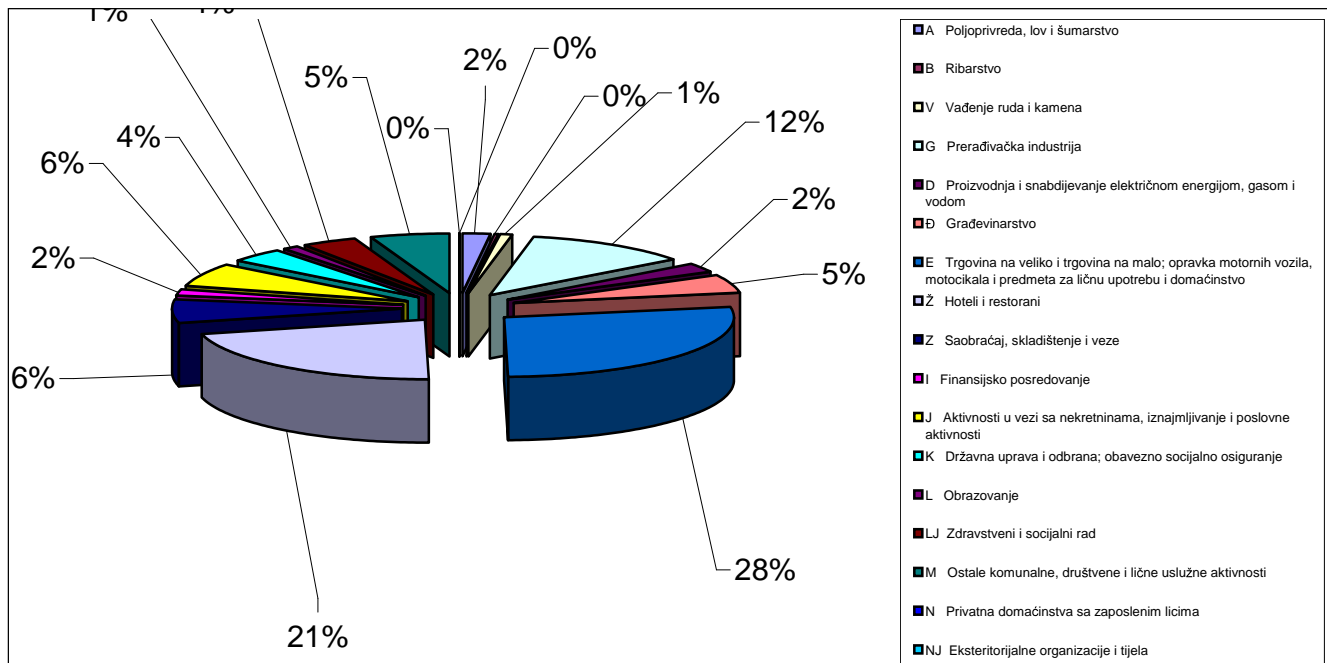
Educational level											
IV		V		VI		VII-1		VII-2		VIII	
Ukupno Total	Pripravnici Trainees	Ukupno Total	Pripravnici Trainees	Ukupno Total	Pripravnici Trainees	Ukupno Total	Pripravnici Trainees	Ukupno Total	Pripravnici Trainees	Ukupno Total	Pripravnici Trainees
5	0	0	0	0	0	3	1	0	0	0	0
137	4	1	0	25	1	34	14	0	0	0	0
74	0	0	0	2	0	19	8	0	0	0	0
74	4	0	0	11	2	31	7	0	0	0	0
470	0	24	0	19	0	58	8	0	0	0	0
64	0	0	0	3	0	37	9	0	0	0	0
24	2	1	0	4	4	25	21	0	0	0	0
124	0	3	0	27	0	50	21	4	0	0	0
23	0	0	0	2	1	5	2	0	0	0	0
51	0	2	0	4	1	20	3	1	0	0	0
22	5	1	0	2	0	4	1	0	0	0	0
266	3	0	0	11	2	76	23	0	0	0	0
11	0	0	0	0	0	2	0	0	0	0	0
6	0	0	0	1	1	2	1	0	0	0	0
33	1	0	0	6	1	16	3	0	0	0	0
856	18	29	0	51	11	381	110	5	0	0	0
6	0	0	0	2	2	6	0	0	0	0	0
0	0	0	0	1	1	2	1	0	0	0	0
41	0	1	0	4	1	14	1	0	0	0	0
32	0	0	0	1	0	5	0	0	0	0	0
37	0	0	0	0	0	6	1	0	0	0	0
2356	37	62	0	176	28	796	235	10	0	0	0

STRUKTURA SLOBODNIH RADNIH MJESTA PREMA STEPENU STRUČNE SPREME
U MJESECU MAJU 2008. GODINE
STRUCTURE OF VACANCIES BY EDUCATIONAL LEVEL IN MAY 2008

G 15



Djelatnost	UKUPNO TOTAL	Pripravnici Trainees	Stepen stručne spreme			
			I	II	III	
			Ukupno Total	Ukupno Total	Ukupno Total	Pripravnici Trainees
A Poljoprivreda, lov i šumarstvo	149	16	42	4	43	0
B Ribarstvo	21	0	8	0	7	0
V Vađenje ruda i kamena	58	5	15	0	4	0
G Prerađivačka industrija	871	30	238	20	229	2
D Proizvodnja i snabdijevanje električnom energijom, gasom i vodom	176	5	21	8	85	0
Đ Građevinarstvo	368	12	142	20	77	0
E Trgovina na veliko i trgovina na malo; opravka motornih vozila, motocikala i predmeta za ličnu upotrebu i domaćinstvo	2047	20	414	115	757	0
Ž Hoteli i restorani	1596	7	395	261	465	0
Z Saobraćaj, skladištenje i veze	478	14	40	12	153	1
I Finansijsko posredovanje	126	13	5	0	1	0
J Aktivnosti u vezi sa nekretninama, iznajmljivanje i poslovne aktivnosti	476	31	57	32	90	1
K Državna uprava i odbrana; obavezno socijalno osiguranje	277	56	11	12	16	0
L Obrazovanje	89	46	10	1	3	0
LJ Zdravstveni i socijalni rad	299	33	43	7	26	0
M Ostale komunalne, društvene i lične uslužne aktivnosti	404	16	54	37	49	0
N Privatna domaćinstva sa zaposlenim licima	0	0	0	0	0	0
NJ Eksteritorijalne organizacije i tijela	1	0	0	0	0	0
UKUPNO	7436	304	1495	529	2005	4

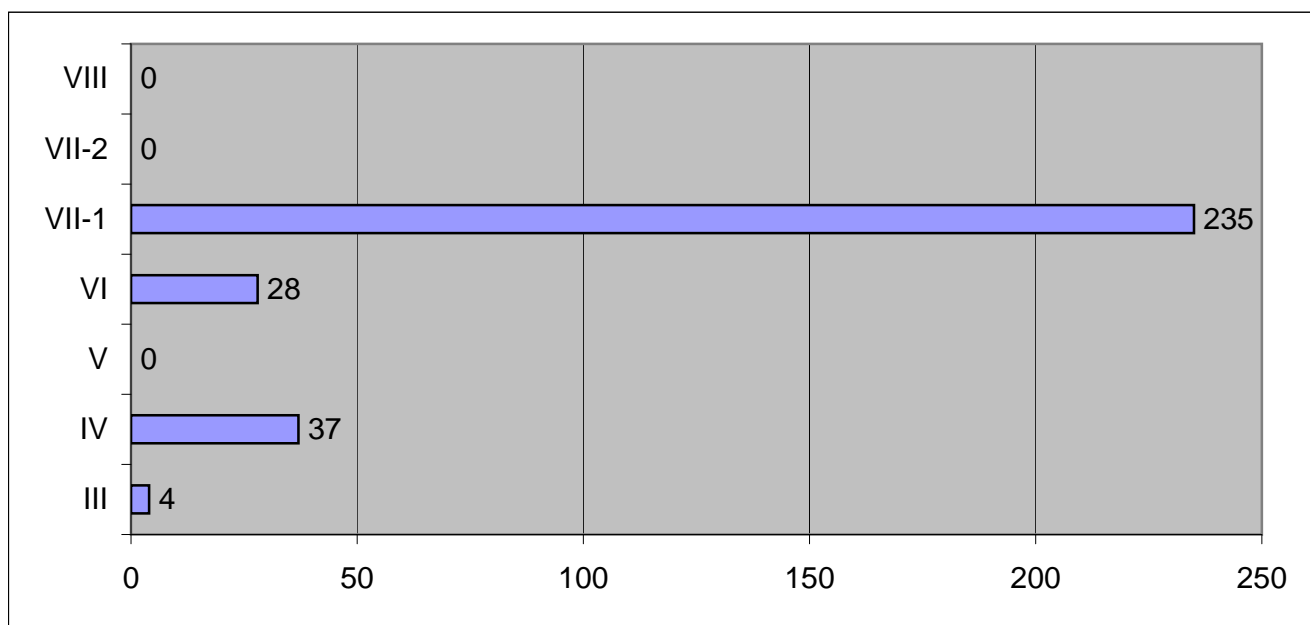


Educational level												Sector of economic activity
IV		V		VI		VII-1		VII-2		VIII		
Ukupno Total	Pripravnici Trainees	Ukupno Total	Pripravnici Trainees	Ukupno Total	Pripravnici Trainees	Ukupno Total	Pripravnici Trainees	Ukupno Total	Pripravnici Trainees	Ukupno Total	Pripravnici Trainees	
32	0	2	0	2	1	24	15	0	0	0	0	A. Agriculture, hunting and forestry
6	0	0	0	0	0	0	0	0	0	0	0	B. Fishing
27	2	0	0	1	1	11	2	0	0	0	0	C. Mine and stone extraction
274	2	1	0	9	0	99	26	1	0	0	0	D. Manufacturing industry
36	0	0	0	1	0	25	5	0	0	0	0	E. EI.power, gas and water production and supply
78	2	6	0	5	1	38	9	2	0	0	0	F. Construction
643	3	5	0	31	2	82	15	0	0	0	0	G. Wholesale and retail trade; repair of motor vehicles, motorcycles and personal and household devices
396	2	32	0	21	1	26	4	0	0	0	0	H. Hotels and restaurants
197	4	0	0	41	3	35	6	0	0	0	0	I. Transportation, storage and communication
56	2	0	0	9	1	55	10	0	0	0	0	J. Finance brokerage
226	3	1	0	19	2	51	25	0	0	0	0	K. Real-estate, renting and business activities
46	3	0	0	16	4	176	49	0	0	0	0	L. Public administration and defense; mandatory social insurance
3	1	3	0	10	10	59	35	0	0	0	0	M. Education
138	7	0	0	5	1	74	25	6	0	0	0	N. Health care and social work
204	6	12	0	6	1	41	9	1	0	0	0	O. Other utility, social and personal service activities
0	0	0	0	0	0	0	0	0	0	0	0	P. Private households with employed persons
1	0	0	0	0	0	0	0	0	0	0	0	Q. Extra-territorial organizations and bodies
2363	37	62	0	176	28	796	235	10	0	0	0	Total

STRUKTURA OGLAŠENIH SLOBODNIH RADNIH MJESTA ZA PRIPRAVNIKE PREMA STEPENU STRUČNE SPREME
U MJESECU MAJU 2008. GODINE

G 17

STRUCTURE OF ANNOUNCED VACANCIES FOR TRAINEES BY EDUCATIONAL LEVEL IN MAY 2008



T 11

PREGLED OGLAŠENIH SLOBODNIH RADNIH MJESTA PREMA VRSTI RADNOG MJESTA, VRSTI RADNOG ODNOSA I STEPENU STRUČNE SPREME U MAJU 2008. GODINE

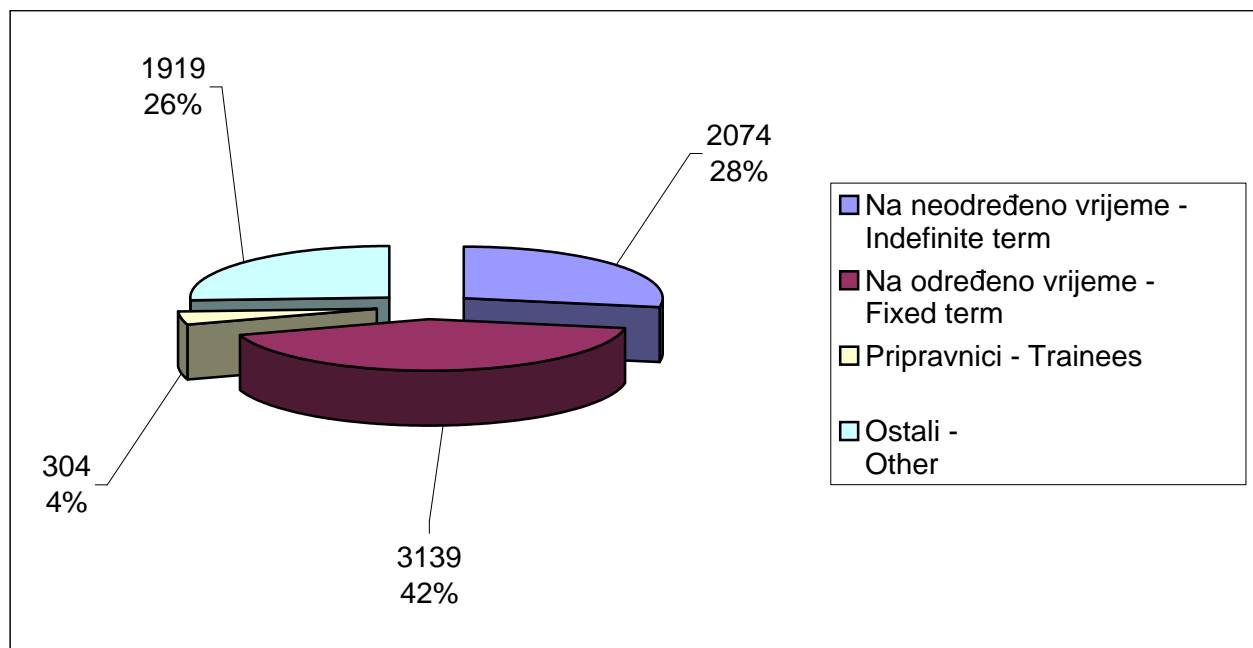
ANNOUNCED VACANCIES BY JOB TYPE, EMPLOYMENT CONTRACT TYPE AND EDUCATIONAL LEVEL IN MAY 2008

Stepen stručne spreme Educational level	Ukupno Total	Vrsta radnog mjesta Type of job		Vrsta radnog odnosa employment Type of			
		Novootvorena - Newly created	Upraznjena - Vacancy	Na neodređeno vrijeme - Indefinite term	Na određeno vrijeme - Fixed term	Pripravnici - Trainees	Ostali - Other
I	1499	1032	467	302	684	0	513
II	529	367	162	52	140	0	337
III	2008	1434	574	775	700	4	529
IV	2356	1298	1058	608	1258	37	453
V	62	41	21	2	30	0	30
VI	176	85	91	41	79	28	28
VII-1	796	410	386	288	246	235	27
VII-2	10	7	3	6	2	0	2
VIII	0	0	0	0	0	0	0
UKUPNO - TOTAL	7436	4674	2762	2074	3139	304	1919

G 18

STRUKTURA OGLAŠENIH SLOBODNIH RADNIH MJESTA PREMA VRSTI RADNOG ODNOSA U MJESECU MAJU 2008. GODINE

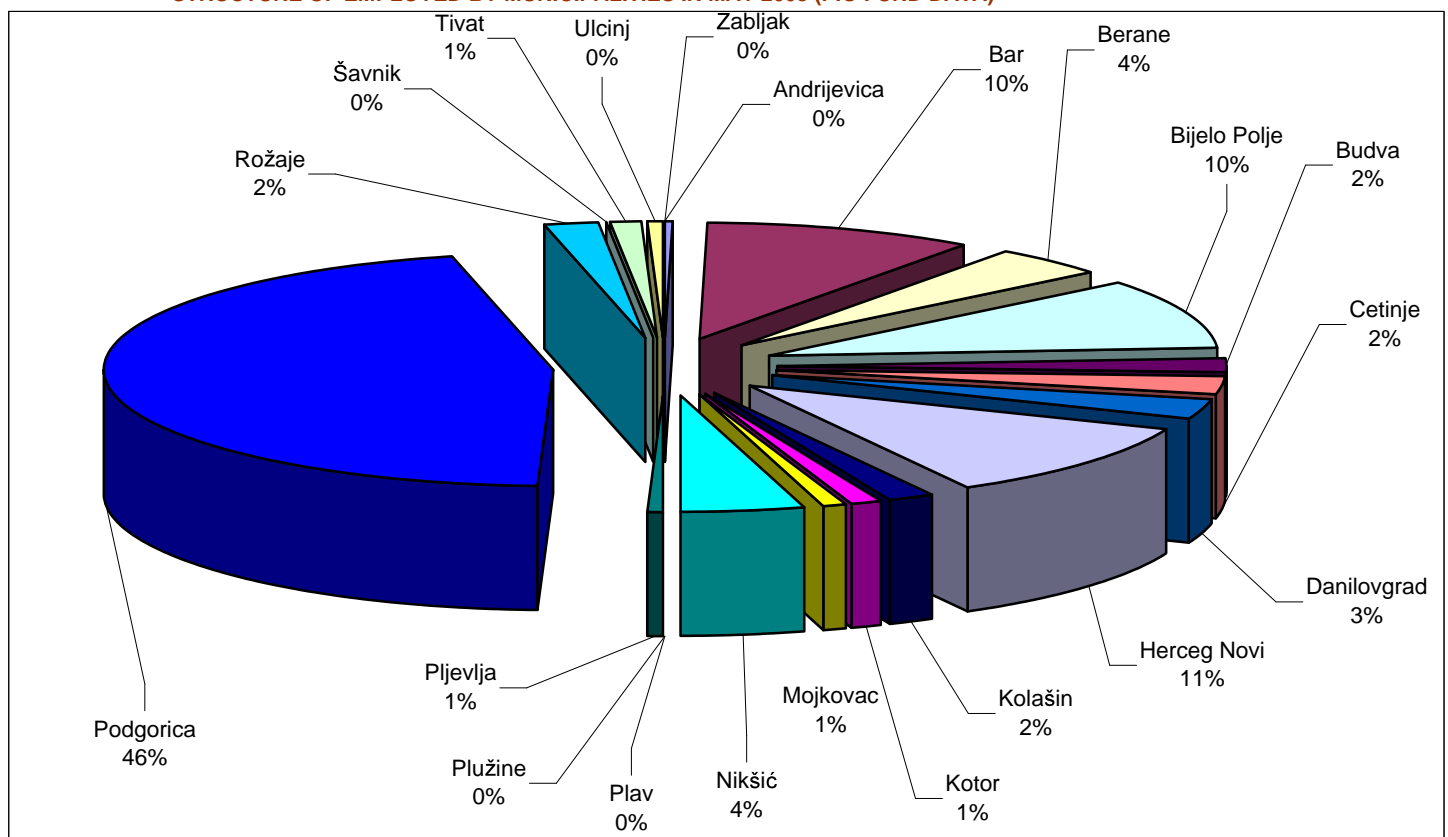
STRUCTURE OF ANNOUNCED VACANCIES BY EMPLOYMENT CONTRACT TYPE IN MAY 2008



Mjesečni statistički bilten

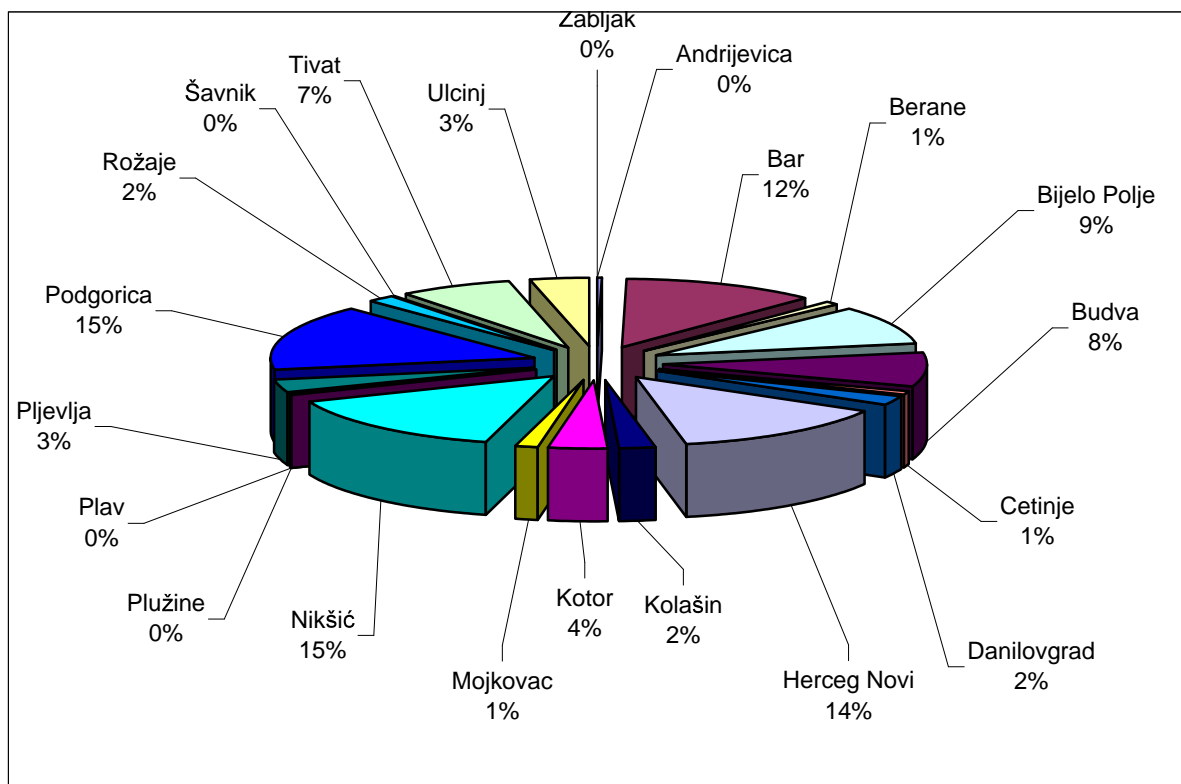
Maj 2008. godine

Redni broj --- Row number	Opština --- Municipality	Ukupan broj novozaposlenih lica (podaci Fonda PIO) Total number of newly employed (fund PIO data)	Broj lica zaposlenih posredstvom ZZZCG Number of employed through EAM brokerage	Pripravnici Trainees	Stepen stručne spreme			
					I	II	III	
					Ukupno Total	Ukupno Total	Ukupno Total	Pripravnici Trainees
1.	Andrijevica	4	4	2	1	0	0	0
2.	Bar	261	284	8	82	14	73	1
3.	Berane	106	21	0	1	0	6	0
4.	Bijelo Polje	256	215	5	30	6	89	1
5.	Budva	58	194	0	55	10	73	0
6.	Cetinje	61	20	5	1	0	0	0
7.	Danilovgrad	78	49	2	15	0	21	0
8.	Herceg Novi	282	321	5	52	40	113	0
9.	Kolašin	43	52	2	14	4	12	0
10.	Kotor	29	91	7	11	4	34	0
11.	Mojkovac	23	29	0	1	0	17	0
12.	Nikšić	115	348	23	33	9	125	0
13.	Plav	4	0	0	0	0	0	0
14.	Plužine	1	11	0	0	0	8	0
15.	Pijavlja	14	72	2	5	2	26	0
16.	Podgorica	1211	365	26	49	3	72	0
17.	Rožaje	47	42	7	15	1	12	0
18.	Šavnik	1	0	0	0	0	0	0
19.	Tivat	33	164	5	22	22	55	0
20.	Ulcinj	12	81	14	30	0	23	2
21.	Žabljak	0	3	2	0	0	0	0
	Ukupno --- Total	2639	2366	115	417	115	759	4

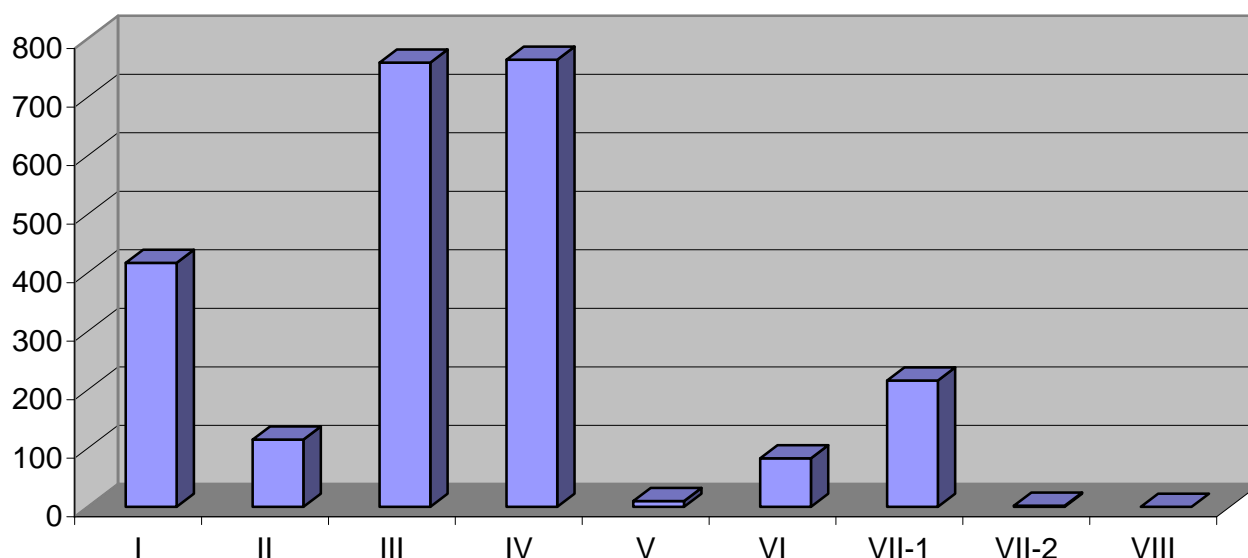


Educational level											
IV		V		VI		VII-1		VII-2		VIII	
Ukupno Total	Pripravnici Trainees	Ukupno Total	Pripravnici Trainees	Ukupno Total	Pripravnici Trainees	Ukupno Total	Pripravnici Trainees	Ukupno Total	Pripravnici Trainees	Ukupno Total	Pripravnici Trainees
1	0	0	0	0	0	2	2	0	0	0	0
78	2	1	0	13	0	23	5	0	0	0	0
12	0	0	0	1	0	1	0	0	0	0	0
70	0	0	0	7	1	13	3	0	0	0	0
43	0	1	0	8	0	4	0	0	0	0	0
12	2	0	0	2	2	5	1	0	0	0	0
10	1	0	0	0	0	3	1	0	0	0	0
78	0	1	0	18	0	18	5	1	0	0	0
19	0	0	0	2	1	1	1	0	0	0	0
25	0	0	0	4	0	13	7	0	0	0	0
11	0	0	0	0	0	0	0	0	0	0	0
140	0	0	0	7	0	33	23	1	0	0	0
0	0	0	0	0	0	0	0	0	0	0	0
3	0	0	0	0	0	0	0	0	0	0	0
30	0	3	0	1	0	5	2	0	0	0	0
168	1	2	0	7	0	64	25	0	0	0	0
6	1	0	0	5	3	3	3	0	0	0	0
0	0	0	0	0	0	0	0	0	0	0	0
45	0	2	0	8	1	10	4	0	0	0	0
12	0	0	0	0	0	16	12	0	0	0	0
1	0	0	0	0	0	2	2	0	0	0	0
764	7	10	0	83	8	216	96	2	0	0	0

BROJ ZAPOSLENIH LICA POSREDSTVOM ZAVODA ZA ZAPOSŁJAVANJE U MJESECU MAJU 2008. GODINE **G 20**
 NUMBER OF PERSONS EMPLOYED THROUGH EAM BROKERAGE IN MAY 2008



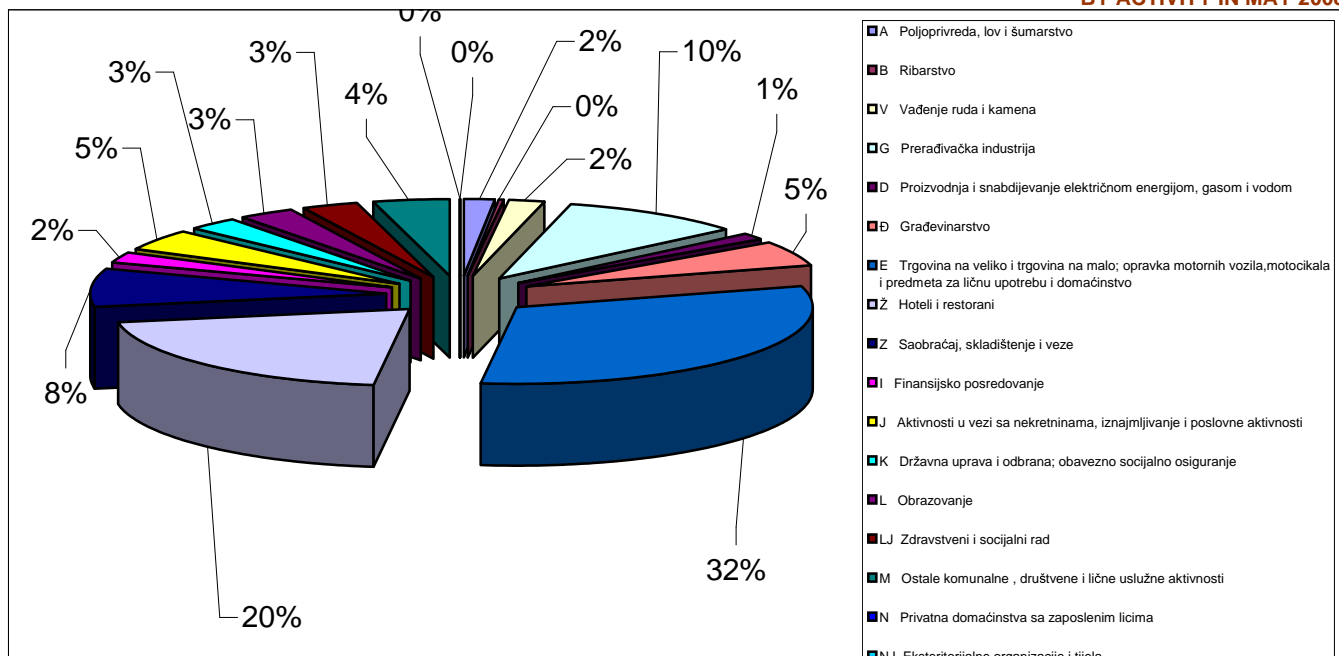
Djelatnost	UKUPNO TOTAL	Pripravnici Trainees	Stepen stručne spreme			
			I	II	III	
			Ukupno Total	Ukupno Total	Ukupno Total	Pripravnici Trainees
A Poljoprivreda, lov i šumarstvo	42	0	6	2	10	0
B Ribarstvo	3	0	0	0	2	0
V Vađenje ruda i kamena	46	0	3	1	21	0
G Prerađivačka industrija	239	4	69	10	86	0
D Proizvodnja i snabdijevanje električnom energijom, gasom i vodom	29	2	6	4	5	0
Đ Građevinarstvo	127	0	34	5	52	0
E Trgovina na veliko i trgovina na malo; opravka motornih vozila, motocikala i predmeta za ličnu upotrebu i domaćinstvo	746	8	113	31	258	1
Ž Hoteli i restorani	476	1	126	36	187	0
Z Saobraćaj, skladištenje i veze	194	4	18	13	53	1
I Finansijsko posredovanje	47	3	2	0	5	0
J Aktivnosti u vezi sa nekretninama, iznajmljivanje i poslovne aktivnosti	111	8	12	1	30	0
K Državna uprava i odbrana; obavezno socijalno osiguranje	63	11	0	7	15	0
L Obrazovanje	74	57	3	0	2	2
LJ Zdravstveni i socijalni rad	72	12	7	3	9	0
M Ostale komunalne, društvene i lične uslužne aktivnosti	97	5	18	2	24	0
N Privatna domaćinstva sa zaposlenim licima	0	0	0	0	0	0
NJ Eksteritorijalne organizacije i tijela	0	0	0	0	0	0
UKUPNO	2366	115	417	115	759	4



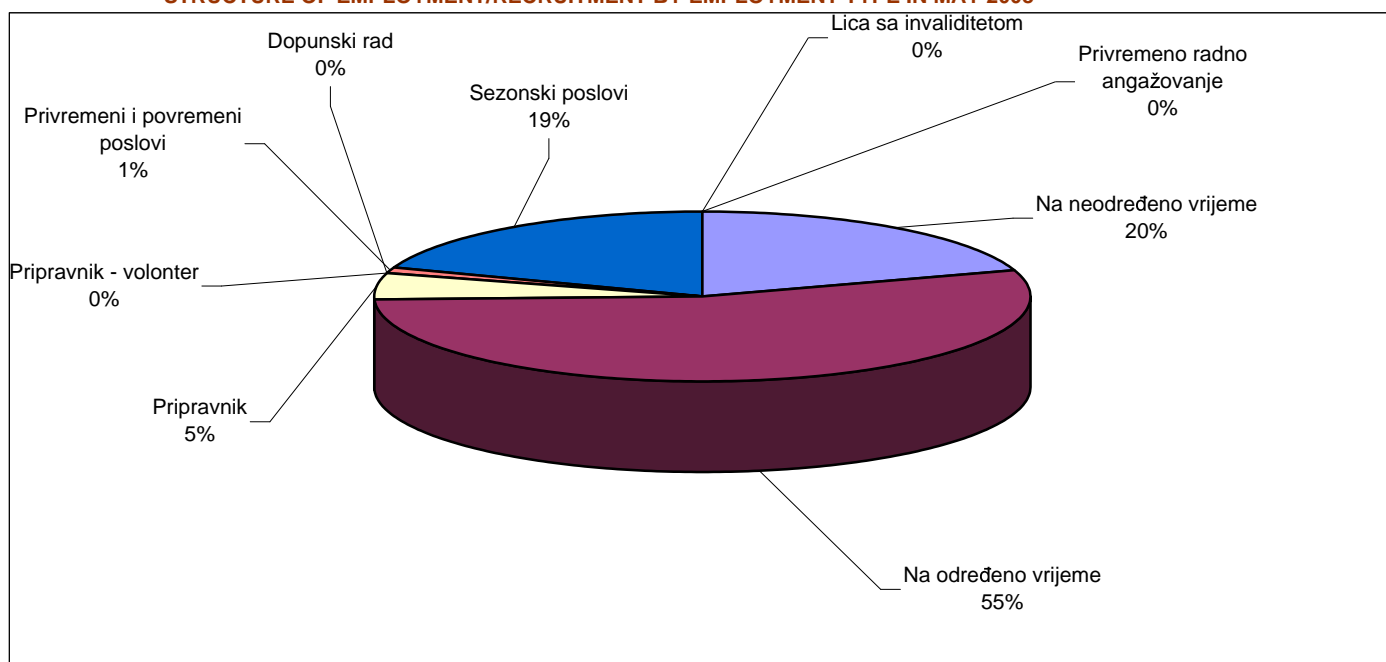
Educational level												Sector of economic activity
IV		V		VI		VII-1		VII-2		VIII		
Ukupno Total	Pripravnici Trainees	Ukupno Total	Pripravnici Trainees	Ukupno Total	Pripravnici Trainees	Ukupno Total	Pripravnici Trainees	Ukupno Total	Pripravnici Trainees	Ukupno Total	Pripravnici Trainees	
17	0	0	0	2	0	5	0	0	0	0	0	A. Agriculture, hunting and forestry
1	0	0	0	0	0	0	0	0	0	0	0	B. Fishing
16	0	1	0	2	0	2	0	0	0	0	0	C. Mine and stone extraction
56	0	1	0	5	0	12	4	0	0	0	0	D. Manufacturing industry
9	1	0	0	1	0	4	1	0	0	0	0	E. El.power, gas and water production and supply
30	0	1	0	1	0	4	0	0	0	0	0	F. Construction
292	1	1	0	21	2	30	4	0	0	0	0	G. Wholesale and retail trade; repair of motor vehicles, motorcycles and personal and household devices
97	0	3	0	16	0	11	1	0	0	0	0	H. Hotels and restaurants
80	0	1	0	12	1	17	2	0	0	0	0	I. Transportation, storage and communication
27	2	2	0	2	0	9	1	0	0	0	0	J. Finance brokerage
46	0	0	0	2	0	19	8	1	0	0	0	K. Real-estate, renting and business activities
19	0	0	0	8	2	14	9	0	0	0	0	L. Public administration and defense; mandatory social insurance
4	0	0	0	0	0	65	55	0	0	0	0	M. Education
31	3	0	0	5	0	16	9	1	0	0	0	N. Health care and social work
39	0	0	0	6	3	8	2	0	0	0	0	O. Other communal, social and personal service activities
0	0	0	0	0	0	0	0	0	0	0	0	P. Private households with employed persons
0	0	0	0	0	0	0	0	0	0	0	0	Q. Extra-territorial organizations and bodies
764	7	10	0	83	8	216	96	2	0	0	0	Total

STRUKTURA ZASNIVANJA RADNOG ODNOSA POSREDSTVOM ZZZCG
 PO DJELATNOSTIMA U MJESECU MAJU 2008. GODINE
 STRUCTURE OF NEWLY EMPLOYED THROUGH EAM BROKERAGE
 BY ACTIVITY IN MAY 2008

G 22



Vrsta radnog odnosa - angažovanja	UKUPNO TOTAL	Način zapošljavanja Type of recruitment			Type of employment-recruitment
		Iz radnog odnosa Labour based	Sa evidencije nezaposlenih lica From the register of unemployed	Ostalo Other	
Na neodređeno vrijeme	471	16	355	100	Indefinite term
Na određeno vrijeme	1293	55	1081	157	Fixed term
Pripravnik	115	2	109	4	Trainee
Pripravnik - volonter	0	0	0	0	Trainee volunteer
Dopunski rad	1	0	0	1	Additional work
Privremeni i povremeni poslovi	25	0	20	5	Temporary and occasional jobs
Sezonski poslovi	461	2	367	92	Seasonal jobs
Privremeno radno angažovanje	0	0	0	0	Temporary work
Lica sa invaliditetom	0	0	0	0	Persons with disability
UKUPNO	2366	75	1932	359	TOTAL



THE MOST DEMANDED OCCUPATIONS BY REGISTERED NEEDS IN MAY 2008

Šifra zanimanja Occupation code	Zanimanje Occupation	Broj traženih radnika Number of vacancies	Zanimanje Occupation
109900	Lica bez zanimanja i stručne spreme (I SSS - NK)	1366	Persons without occupation or degree (I - unskilled)
306513	Kelner	337	Waiter III
306400	Prodavac (III SSS i KV)	333	Salesman (III and skilled)
406513	Konobar	231	Waiter IV
716800	Diplomirani pravnik (VII/1 SSS)	150	Lawyer (VII/1)
306517	Točilac pića	143	Beverage pourer
206522	Sobarica	130	Chambermaid
406700	Ekonomski tehničar (IV SSS)	108	Technician in business administration (IV)
305600	Vozač drumskog vozila (III SSS i KV)	105	Road vehicle driver (III and skilled)
306515	Kuvar jednostavnih jela	102	Simple dishes cook
716700	Diplomirani ekonomista za opštu ekonomiju, bankarstvo i finansije (VII/1 SSS)	100	Economist for general economics, banking and finance (VII/1)
206500	Pomoćni ugostitelj (II SSS i PK)	88	Auxiliary hotel-keeper (II and semi-skilled)
406515	Kuvar	74	Cook
400900	Šumarski tehničar (IV SSS)	68	Technician in forestry (IV)
409002	Medicinska sestra	65	Nurse
104502	Čistac prostorija	65	Premises sweeper
406523	Recepcionar	61	Receptionist
206515	Pomoćni kuvar	58	Auxiliary cook
206513	Servir	55	Food and beverage server
301813	Bravar	49	Locksmith
406400	Trgovacki tehničar (IV SSS)	44	Technician in trade (IV)
715200	Diplomirani inženjer građevinarstva (VII/1 SSS)	41	Engineer in civil engineering (VII/1)
406901	Računarski operater	41	Computer operator
710900	Diplomirani inženjer šumarstva (VII/1 SSS)	39	Engineer in forestry (VII/1)
306500	Ugostitelj (III SSS i KV)	36	Hotel-keeper (III and skilled)
301000	Prerađivač i obrađivač drveta (III SSS i KV)	34	Wood manufacturer and processor (III and skilled)
616700	Ekonomista za finansije, računovodstvo i bankarstvo (VI/1 SSS)	32	Economist for finance, accounting and banking (VI/1)
408721	Novinarski reporter	32	Journalist reporter
204504	Perač rublja	31	Launderer
406427	Prodavac naftnih derivata i gasa	30	Salesman of oil products and gas
408201	Maturant gimnazije (IV SSS)	28	Graduate from comprehensive grammar school (IV)
406434	Prodavac tekstilne robe	28	Salesman of textile products
405604	Vozač teretnog motornog vozila	27	Cargo motor-vehicle driver
719000	Doktor medicine (VII/1 SSS)	26	Doctor in medicine (VII/1)
716710	Diplomirani ekonomista	26	Economist
300906	Sekač šume motornom testerom	26	Wood cutter with motor saw
106401	Trgovinski manipulant	26	Dealer in trade
305605	Vozač autobusa	25	Bus driver
206400	Rukovalac robom - pomoćni prodavac (II SSS i PK)	24	Goods operator - auxiliary salesman (II and semi-skilled)
205200	Pomoćni građevinski radnik (II SSS i PK)	24	Auxiliary construction worker (II and semi-skilled)
712600	Diplomirani inženjer elektrotehnike za elektroniku (VII/1 SSS)	23	Engineer in el. engineering for electronics (VII/1)
302220	Automehaničar	23	Car body mechanic
301035	Stolar za montažu, opravke i održavanje	23	Carpenter for installing, repairs and maintenance
506517	Barmen	22	Bar tender
711800	Diplomirani mašinski inženjer (VII/1 SSS)	21	Engineer in mechanical engineering (VII/1)
409082	Fizioterapeutska sestra	21	Nurse in physiotherapy

T 16

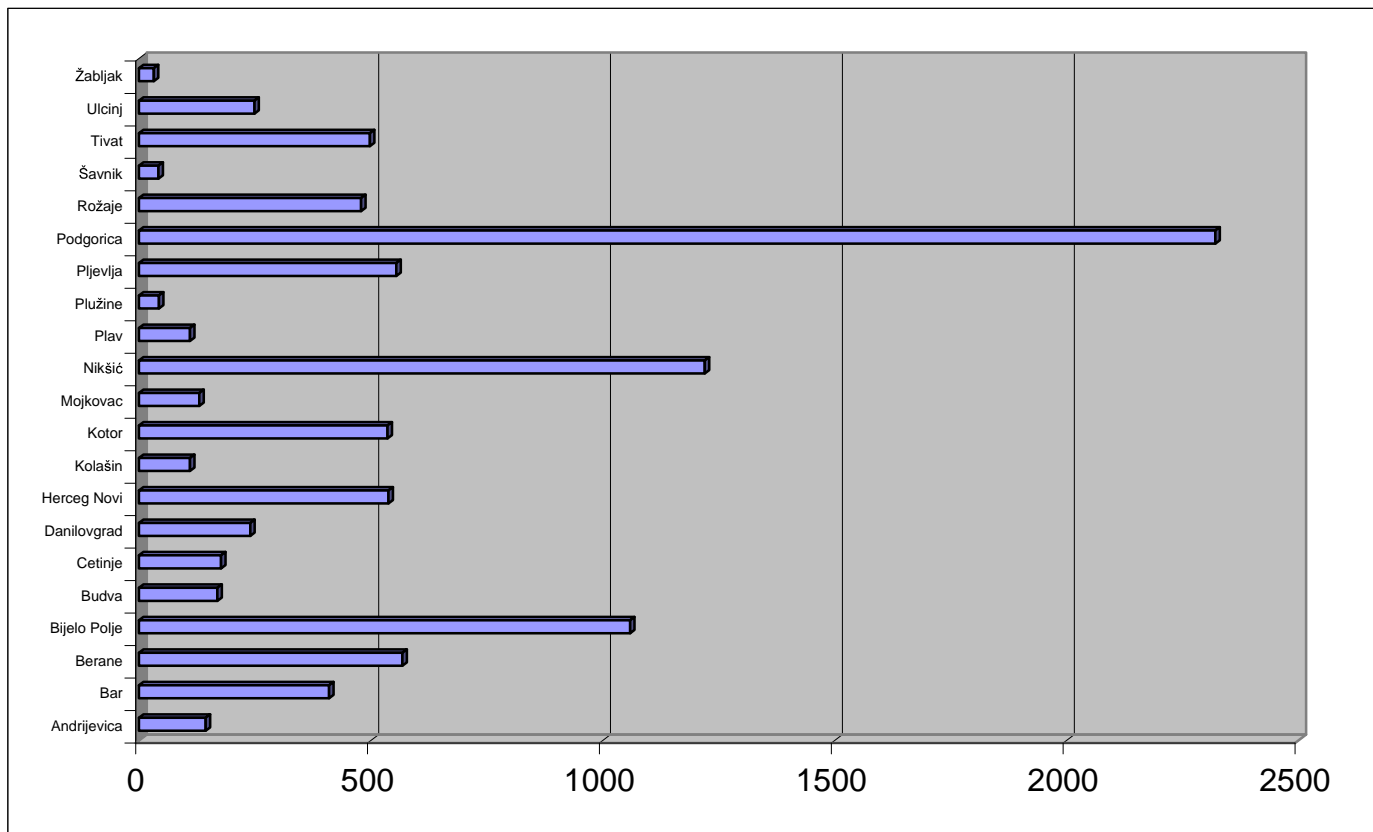
PREGLED BROJA ISPLATA NOVČANE NAKNADE I IZNOS ISPLAĆENIH SREDSTAVA PREMA OPŠTINAMA, STRUČNOJ SPREMI I POLU U MJESECU MAJU 2008. GODINE

NUMBER OF UNEMPLOYMENT BENEFITS PAID OFF AND AMOUNT OF PAID FUNDS BY MUNICIPALITIES, EDUCATIONAL LEVEL AND GENDER IN MAY 2008

Redni broj --- Row number	Opština --- Municipality	Iznos sredstava Amount	Broj isplata Number of claimants	Žene Women	Stepen stručne spreme					
					I		II		III	
					Ukupno --- Total	Žene --- Women	Ukupno --- Total	Žene --- Women	Ukupno --- Total	Žene --- Women
1.	Andrijevica	6340,52	144	44	45	12	0	0	65	20
2.	Bar	21766,80	410	233	98	40	58	30	90	65
3.	Berane	27942,22	568	134	239	33	0	0	242	67
4.	Bijelo Polje	33651,00	1059	404	362	149	84	48	406	125
5.	Budva	8115,38	169	59	20	10	27	6	65	20
6.	Cetinje	6648,50	177	81	48	23	7	5	69	31
7.	Danilovgrad	8686,00	240	67	51	5	8	3	98	26
8.	Herceg Novi	17052,36	538	196	21	5	65	9	212	46
9.	Kolašin	4392,00	110	27	45	4	4	3	37	12
10.	Kotor	17305,36	536	188	40	25	76	54	202	11
11.	Mojkovac	4117,00	130	31	46	6	9	2	42	12
12.	Nikšić	55974,17	1220	568	226	98	261	110	306	146
13.	Plav	6183,63	110	23	39	7	0	0	45	8
14.	Plužine	1537,00	43	14	6	2	8	2	13	5
15.	Pļjevlja	18130,27	555	207	129	15	112	35	179	74
16.	Podgorica	81891,00	2321	786	450	104	159	72	852	277
17.	Rožaje	51745,55	479	164	156	49	0	0	187	73
18.	Šavnik	1302,00	42	11	16	3	7	1	8	2
19.	Tivat	16173,29	498	110	36	5	53	5	192	19
20.	Ulcinj	11230,20	249	94	63	20	50	15	61	14
21.	Žabljak	979,00	32	14	2	2	6	2	15	6
	Ukupno --- Total	401163,25	9630	3455	2138	617	994	402	3386	1059

G 24

STRUKTURA BROJA ISPLATA NOVČANE NAKNADE U MJESECU MAJU 2008. GODINE STRUCTURE OF NUMBER OF UNEMPLOYMENT BENEFITS PAID OFF IN MAY 2008



Educational level											
IV		V		VI		VII-1		VII-2		VIII	
Ukupno ---- Total	Žene ---- Women	Ukupno ---- Total	Žene ---- Women	Ukupno ---- Total	Žene ---- Women	Ukupno ---- Total	Žene ---- Women	Ukupno ---- Total	Žene ---- Women	Ukupno ---- Total	Žene ---- Women
24	7	0	0	7	3	3	2	0	0	0	0
132	85	0	0	2	1	30	12	0	0	0	0
57	18	0	0	19	9	11	7	0	0	0	0
160	66	3	1	23	7	21	8	0	0	0	0
49	15	1	1	7	7	0	0	0	0	0	0
46	20	3	0	1	1	3	1	0	0	0	0
60	30	14	1	4	1	5	1	0	0	0	0
158	101	26	6	20	14	33	13	3	2	0	0
23	8	0	0	1	0	0	0	0	0	0	0
139	61	26	10	27	19	26	8	0	0	0	0
22	9	2	0	5	1	4	1	0	0	0	0
315	166	5	3	45	16	62	29	0	0	0	0
19	4	0	0	3	2	4	2	0	0	0	0
14	5	0	0	1	0	1	0	0	0	0	0
103	67	2	1	18	9	12	6	0	0	0	0
616	269	89	5	40	19	114	39	0	0	1	1
77	16	0	0	34	17	25	9	0	0	0	0
11	5	0	0	0	0	0	0	0	0	0	0
120	74	40	2	13	5	44	0	0	0	0	0
69	39	0	0	5	5	1	1	0	0	0	0
7	3	0	0	1	0	1	1	0	0	0	0
2221	1068	211	30	276	136	400	140	3	2	1	1

STRUKTURA BROJA ISPLATA NOVČANE NAKNADE PO STEPENU STRUČNE SPREME
U MJESECU MAJU 2008. GODINE
STRUCTURE OF NUMBER OF UNEMPLOYMENT BENEFITS PAID
OFF BY EDUCATIONAL LEVEL IN MAY 2008

G 25

