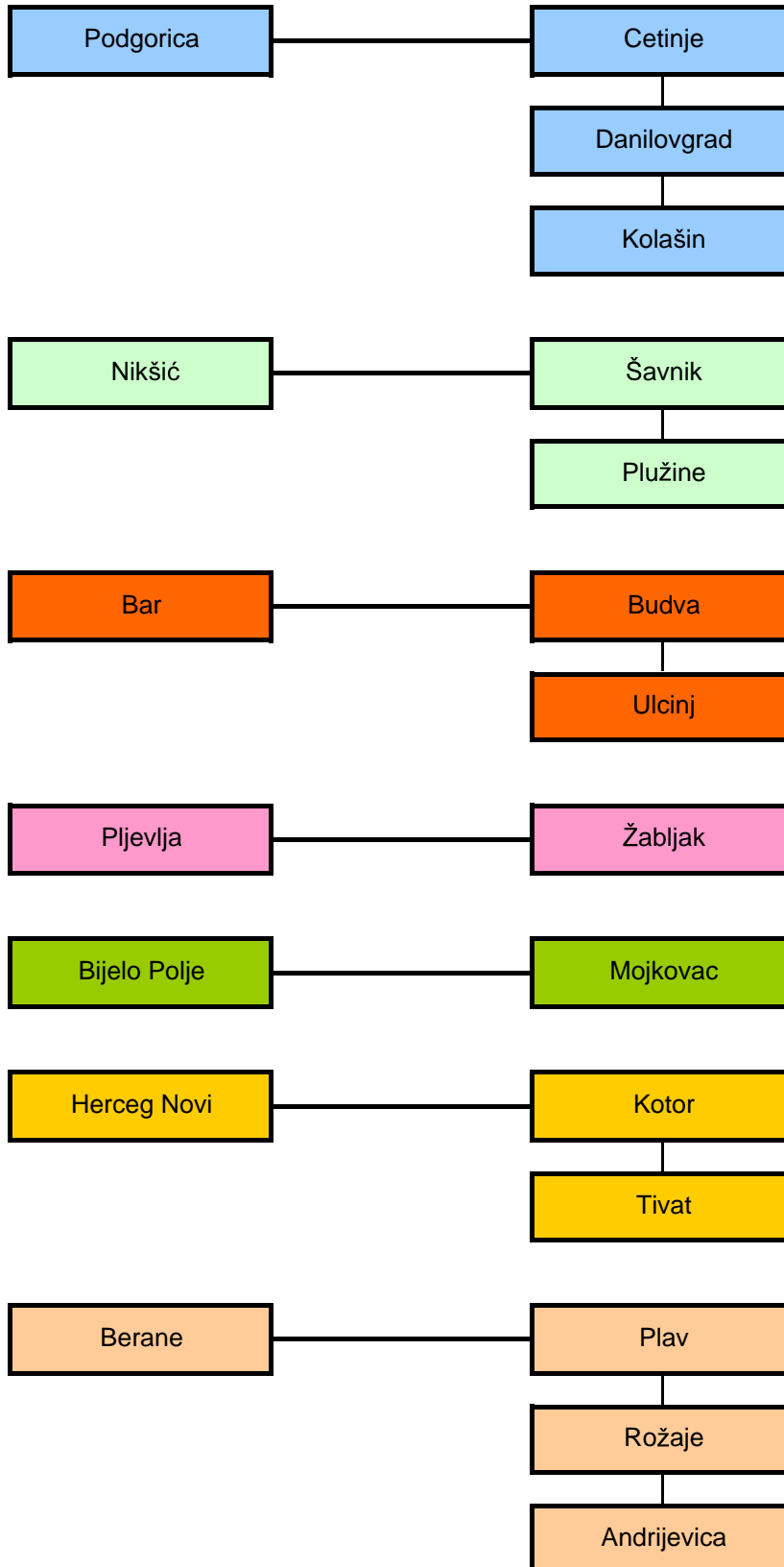


BIROI RADA SA KANCELARIJAMA ZAVODA ZA ZAPOSŁJAVANJE CRNE GORE

BIROI RADA
EMPLOYMENT BUREAUS

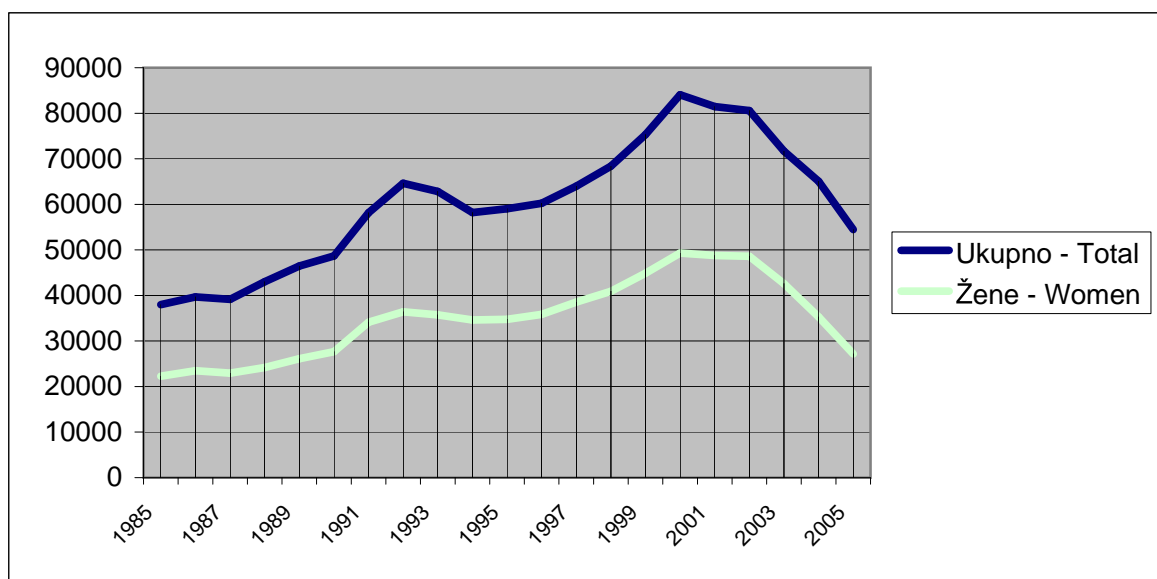
KANCELARIJE
LOCAL OFFICES





Godina Year	Novo- prijavljeni ----- Newly registered	Zaposleni sa evidencije ZZZCG ----- Employed from register	Prestanak vođenja evidencije ---- Termination of keeping evidence	Nezaposlena lica (prosjeak) Unemployed persons (average)					Prijavljene potrebe za radnicima i pripravnici ----- Registered vacancies
				Ukupno --- Total	Lančani indeks ---- Chain index	Žene --- Women	Prvi put traže zaposlenje ---- First-time job seekers	Korisnici novčane naknade ---- Unemployment benefit claimants	
1985	25824	13536	...	37973	108,86	22297	30331	1296	23480
1986	27180	13764	...	39666	104,45	23479	29825	1698	24791
1987	26508	11832	...	39146	98,68	22938	29141	2024	22579
1988	23804	11168	...	43001	109,84	24166	31031	3751	20807
1989	22620	10469	...	46450	108,02	26112	33623	3807	20579
1990	24792	8816	...	48684	104,80	27667	35712	5179	15547
1991	21292	5832	7789	58144	119,43	34109	34809	5374	14009
1992	26079	5814	...	64632	111,15	36418	36809	5051	11474
1993	19771	3564	...	62818	97,19	35741	36749	2351	10028
1994	17192	4798	...	58188	92,62	34601	34012	1487	13427
1995	23035	5746	17565	59045	101,47	34762	35613	2480	17967
1996	24755	5648	14991	60225	101,99	35852	36610	3479	18540
1997	24124	5044	15332	63995	106,25	38539	38697	3072	16185
1998	24802	4845	15612	68373	106,84	40895	41070	3096	18420
1999	30134	4764	14579	75303	110,13	44892	45939	2686	11457
2000	27129	5815	19982	84061	111,63	49289	50570	2363	16404
2001	25449	7689	19125	81468	96,91	48774	48912	2223	18438
2002	23945	6734	20762	80584	98,91	48618	47766	2533	22243
2003	35533	10681	31646	71679	88,94	42607	41643	2900	32455
2004	35967	15222	37592	65064	90,77	35287	33387	4432	31065
2005	30035	21077	42809	54459	83,70	27152	23010	6137	34994
2006	31561	23463	42969	43190	79,31	19949	14855	7833	48284
2007	26263	31897	34933	34396	79,64	15513	10069	8654	63898

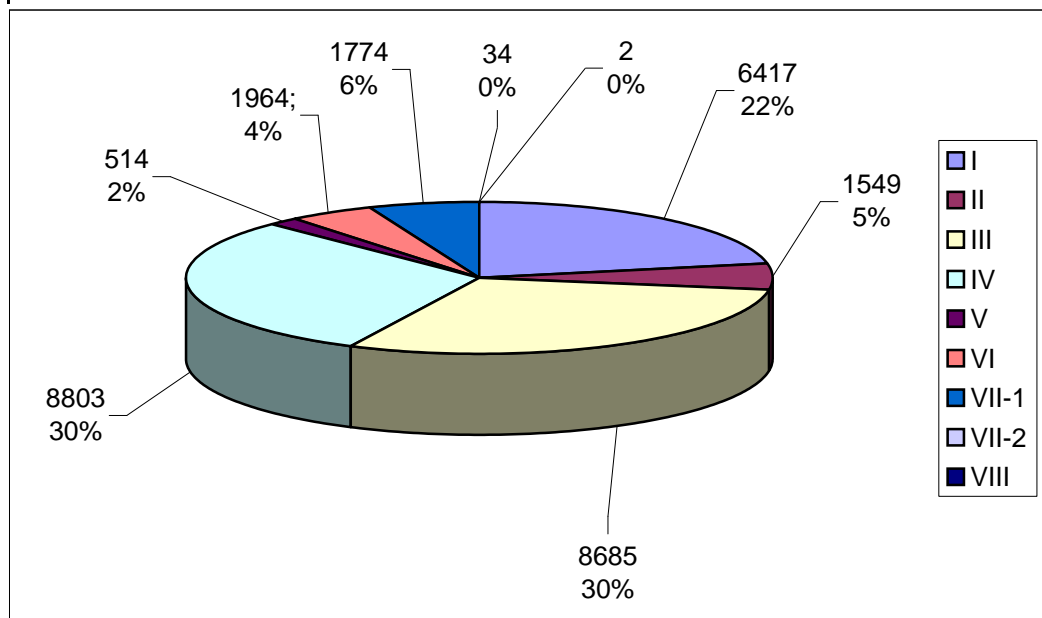
NEZAPOSLENA LICA PREMA POLU OD 1985. DO 2008. GODINE
UNEMPLOYED PERSONS BY GENDER FROM 1985 TO 2008



Redni broj ---- Row number	Sadržaj	Ukupno Total	Žene Women	Stepen stručne spreme					
				I		II		III	
				Ukupno Total	Žene Women	Ukupno Total	Žene Women	Ukupno Total	Žene Women
1.	NEZAPOSLENI KRAJEM PRETHODNOG MJESECA	30021	13276	6549	2319	1600	715	8996	3243
2.	NOVOPRIJAVLJENI U IZVJEŠTAJNOM MJESECU	1787	950	368	178	56	37	409	176
2.1.	Prvi put, nema zapošljavanja	462	253	86	45	2	1	43	16
2.2.	Prvi put, ima zapošljavanja	161	65	38	9	4	2	54	21
2.3.	Nije prvi put, nema zapošljavanja	267	127	84	39	9	7	56	19
2.4.	Nije prvi put, ima zapošljavanja	897	505	160	85	41	27	256	120
3.	RAZLOZI PRESTANKA RADNOG ODNOSA	353	210	106	53	14	7	82	48
3.1.	Pismena izjava zaposlenog da želi da raskine radni odnos (otkaz ugovora o radu)	26	13	5	0	0	0	8	3
3.2.	Isplaćena otpremnina zaposlenom za čijim je radom prestala potreba	54	27	11	3	1	0	17	10
3.3.	Zaključivanje sporazuma s poslodavcem o prestanku radnog odnosa	31	16	6	2	3	2	11	6
3.4.	Istek rada na određeno vrijeme u svojstvu pripravnika	12	8	0	0	0	0	0	0
3.5.	Isplaćena jednokratna novčana pomoć zapošljenom za čijim je radom prestala potreba	3	3	0	0	0	0	2	2
3.6.	Istek rada na određeno vrijeme	204	128	78	44	10	5	36	21
3.7.	Istek radnog angažovanja nezaposlenog lica	11	9	4	3	0	0	2	2
3.8.	Stečaj preduzeća	4	3	1	1	0	0	2	2
3.9.	Prestanak rada poslodavca	1	0	0	0	0	0	1	0
3.10.	Ako zaposleni ne pokaže posebna znanja a nema radnog mjesta na koje može biti raspoređen	1	0	0	0	0	0	1	0
3.11.	Ostali razlozi utvrđeni zakonom ili kolektivnim ugovorom	6	3	1	0	0	0	2	2
4.	ZAPOŠLJAVANJE POSREDSTVOM ZAVODA ZA ZAPOŠLJAVANJE	3092	1611	530	233	245	155	1065	457
4.1.	Na neodređeno vrijeme	888	467	140	42	61	34	306	152
4.2.	Na određeno vrijeme	1271	594	180	64	60	36	455	169
4.3.	Pripravnik	124	90	0	0	0	0	5	2
4.4.	Pripravnik - volonter	0	0	0	0	0	0	0	0
4.5.	Dopunski rad	2	1	0	0	0	0	0	0
4.6.	Privremeni i povremeni poslovi	0	0	0	0	0	0	0	0
4.7.	Sezonski poslovi	806	459	210	127	124	85	298	134
4.8.	Privremeno radno angažovanje	1	0	0	0	0	0	1	0
4.9.	Lica sa invaliditetom	0	0	0	0	0	0	0	0
5.	PRESTANAK VOĐENJA EVIDENCIJE	2776	1331	529	204	109	66	730	269
6.	NEZAPOSLENI KRAJEM IZVJEŠTAJNOG MJESECA	29088	12922	6417	2310	1549	688	8685	3152
6.1.	Od ukupno nezaposlenih - prvi put traže zaposlenje	7444	3589	1737	777	388	175	1999	739

Educational level												Contents
IV		V		VI		VII-1		VII-2		VIII		
Ukupno Total	Žene Women	Ukupno Total	Žene Women	Ukupno Total	Žene Women	Ukupno Total	Žene Women	Ukupno Total	Žene Women	Ukupno Total	Žene Women	
9061	5172	526	39	1368	701	1882	1069	38	17	1	1	UNEMPLOYED AT THE END OF PREVIOUS MONTH
661	384	9	1	94	56	188	116	2	2	0	0	NEWLY-REGISTERED IN REPORTING MONTH
250	140	1	0	9	4	70	46	1	1	0	0	First-time, no previous employment
40	23	1	0	8	4	16	6	0	0	0	0	First-time, with previous employment
86	45	0	0	11	6	21	11	0	0	0	0	Not first time, no previous employment
285	176	7	1	66	42	81	53	1	1	0	0	Not first time, with previous employment
82	53	4	1	22	15	43	33	0	0	0	0	REASONS FOR TERMINATING EMPLOYMENT CONTRACT
9	6	0	0	1	1	3	3	0	0	0	0	Written statement of employee who wants to terminate employment contract (terms of notice of employment contract)
18	13	2	1	3	0	2	0	0	0	0	0	Severance fee paid off to employee whose work is no longer required
9	5	0	0	1	0	1	1	0	0	0	0	Signing agreement with employer related to terminating employment contract
5	3	0	0	0	0	7	5	0	0	0	0	Expiry of fixed term traineeship employment contract
1	1	0	0	0	0	0	0	0	0	0	0	One-off allowance paid to employee whose work is no longer required
38	24	2	0	15	13	25	21	0	0	0	0	Termination of fixed term employment contract
1	1	0	0	2	1	2	2	0	0	0	0	Termination of employment of unemployed person
1	0	0	0	0	0	0	0	0	0	0	0	Enterprise bankruptcy
0	0	0	0	0	0	0	0	0	0	0	0	Business closure
0	0	0	0	0	0	0	0	0	0	0	0	If employee fails to demonstrate specific knowledge, while there is no other job where he/she can be appointed
0	0	0	0	0	0	3	1	0	0	0	0	Other reasons defined by law or collective agreement
918	550	13	3	107	72	210	138	3	2	1	1	EMPLOYMENT THROUGH EAM BROKERAGE
287	190	4	0	23	14	64	33	2	1	1	1	Indefinite term employment
470	263	6	2	45	27	54	32	1	1	0	0	Fixed term employment
20	7	0	0	19	18	80	63	0	0	0	0	Trainee
0	0	0	0	0	0	0	0	0	0	0	0	Trainee-volunteer
0	0	1	0	1	1	0	0	0	0	0	0	Additional work
0	0	0	0	0	0	0	0	0	0	0	0	Temporary and occasional jobs
141	90	2	1	19	12	12	10	0	0	0	0	Seasonal jobs
0	0	0	0	0	0	0	0	0	0	0	0	Temporary work
0	0	0	0	0	0	0	0	0	0	0	0	Persons with disability
948	531	21	1	145	80	288	175	6	5	0	0	TERMINATION OF KEEPING EVIDENCE
8803	5039	514	40	1310	676	1774	1002	34	14	2	1	UNEMPLOYED AT THE END OF REPORTING MONTH
2476	1401	18	2	288	152	534	340	4	3	0	0	Out of total unemployed - first time job-seekers

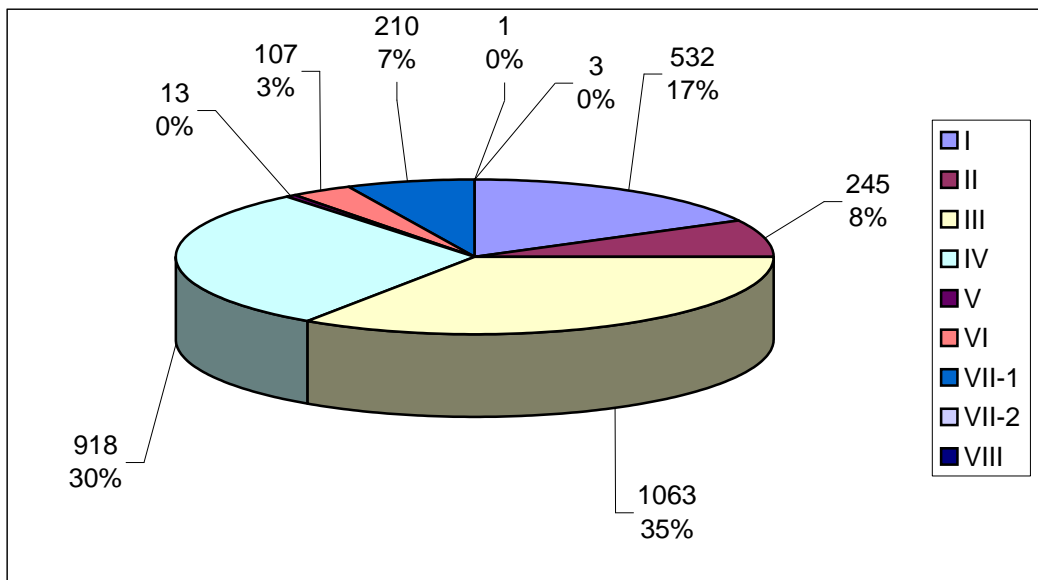
	Mjesec Month	Ukupno Total	Stepen stručne spreme			
			I	II	III	IV
Lica koja traže zaposlenje	06.2008.	29088	6417	1549	8685	8803
	06.2007.	33393	6816	1820	10405	10691
	index	87,11	94,15	85,11	83,47	82,34
Lica koja prvi put traže zaposlenje	06.2008.	7444	1737	388	1999	2476
	06.2007.	9885	2114	477	3019	3356
	index	75,31	82,17	81,34	66,21	73,78
Prijavljeni za zaposlenje	06.2008.	1787	368	56	409	661
	06.2007.	1687	287	57	449	631
	index	105,93	128,22	98,25	91,09	104,75
Novčana naknada - broj slučajeva	06.2008.	9416	2183	830	3374	2167
	06.2007.	8260	1833	824	3049	1813
	index	114,00	119,09	100,73	110,66	119,53
Prestanak vođenja evidencije	06.2008.	2776	529	109	730	948
	06.2007.	3841	782	165	1149	1330
	index	72,27	67,65	66,06	63,53	71,28
Ukupne potrebe za radnicima i pripravnicima	06.2008.	7515	1439	487	2253	2480
	06.2007.	7652	1608	640	2569	2115
	index	98,21	89,49	76,09	87,70	117,26
Potrebe za pripravnicima	06.2008.	277	0	0	1	74
	06.2007.	296	0	0	0	137
	index	93,58	0,00	0,00	0,00	54,01
Zasnivanje radnog odnosa pripravnika	06.2008.	124	0	0	5	20
	06.2007.	131	0	0	5	22
	index	94,66	0,00	0,00	100,00	90,91
Zapošljavanje posredstvom Zavoda za zapošljavanje	06.2008.	3092	532	245	1063	918
	06.2007.	4434	893	337	1341	1425
	index	69,73	59,57	72,70	79,27	64,42
Prijavljeni za zaposlenje po prestanku radnog odnosa	06.2008.	353	106	14	82	82
	06.2007.	328	93	16	73	80
	index	107,62	113,98	87,50	112,33	102,50
Nezaposlena lica na početku izvještajnog mjeseca	06.2008.	30077	6578	1602	9006	9090
	06.2007.	35547	7311	1928	11105	11390
	index	84,61	89,97	83,09	81,10	79,81
Nezaposlena lica zbog prestanka rada poslodavca	06.2008.	1	0	0	1	0
	06.2007.	0	0	0	0	0
	index	0,00	0,00	0,00	0,00	0,00



Educational level					
V	VI	VII-1	VII-2	VIII	
514	1310	1774	34	2	Job seekers
394	1467	1773	25	2	
130,46	89,30	100,06	136,00	100,00	
18	288	534	4	0	First time job seekers
22	361	531	5	0	
81,82	79,78	100,56	80,00	0,00	
9	94	188	2	0	Registered for employment
8	70	182	3	0	
112,50	134,29	103,30	66,67	0,00	
207	248	403	2	2	Unemployment benefit - number of claimants
156	261	315	7	2	
132,69	95,02	127,94	28,57	100,00	
21	145	288	6	0	Number of persons deactivated from the register
14	174	222	5	0	
150,00	83,33	129,73	120,00	0,00	
36	114	671	31	4	Total demand for workers and trainees
41	149	516	14	0	
87,80	76,51	130,04	221,43	0,00	
0	20	182	0	0	Demand for trainees
0	22	136	1	0	
0,00	90,91	133,82	0,00	0,00	
0	19	80	0	0	Employed trainees
0	17	87	0	0	
0,00	111,76	91,95	0,00	0,00	
13	107	210	3	1	Employment through EAM brokerage
18	141	277	2	0	
72,22	75,89	75,81	150,00	0,00	
4	22	43	0	0	Registered for employment upon termination of employment contract
2	25	39	0	0	
200,00	88,00	110,26	0,00	0,00	
526	1361	1874	38	2	Unemployed at the beginning of reporting month
400	1571	1813	27	2	
131,50	86,63	103,36	140,74	100,00	
0	0	0	0	0	Unemployed due to business closure
0	0	0	0	0	
0,00	0,00	0,00	0,00	0,00	

ZAPOŠLJAVANJE POSREDSTVOM ZAVODA ZA ZAPOŠLJAVANJE U JUNU 2008.GODINE

EMPLOYMENT THROUGH EAM BROKERAGE IN JUNE 2008



T 3-1

NEZAPOSLENOST I ZAPOSŁJAVANJE PREMA STRUČNOJ SPREMI OD JANUARA DO JUNA 2007. I 2008. GODINE

UNEMPLOYMENT AND EMPLOYMENT BY EDUCATIONAL LEVEL

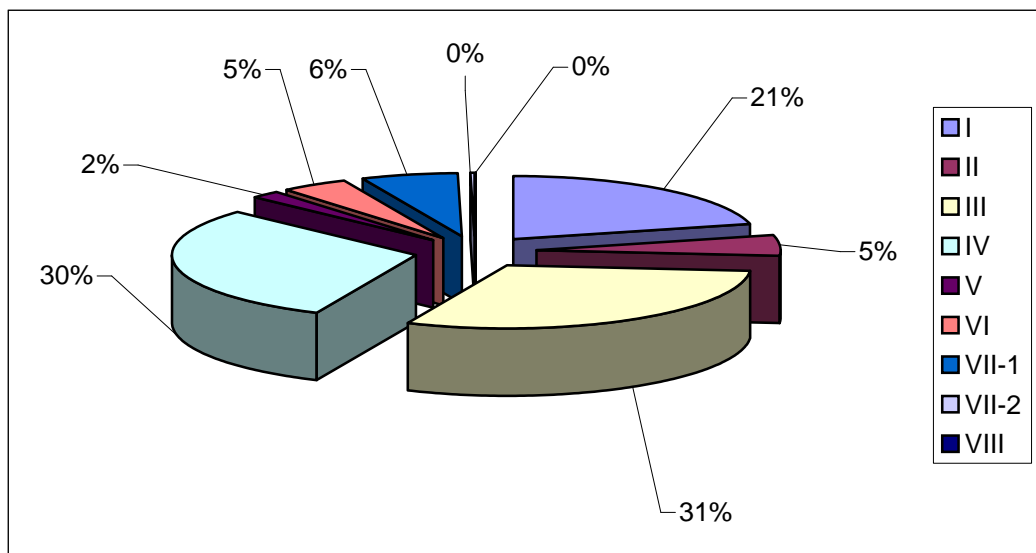
FROM JANUARY UNTIL JUNE 2007 AND 2008

	Mjesec Month	Ukupno Total	Stepen stručne spreme			
			I	II	III	IV
Prosječan broj lica koja traže zaposlenje	01.-06.2008.	30572	6414	1624	9305	9268
	01.-06.2007.	37216	7678	2008	11724	11898
	index	82,15	83,53	80,87	79,37	77,90
Prosječan broj lica koja prvi put traže zaposlenje	01.-06.2008.	7875	1701	400	2232	2542
	01.-06.2007.	11361	2484	519	3527	3781
	index	69,32	68,46	77,10	63,29	67,22
Ukupan broj prijavljenih za zaposlenje	01.-06.2008.	12256	2727	391	2987	4094
	01.-06.2007.	12858	2449	449	3510	4393
	index	95,32	111,35	87,08	85,10	93,19
Ukupan broj novčanih naknada - broj slučajeva	01.-06.2008.	57226	12723	5812	20245	13157
	01.-06.2007.	49963	10942	5025	17954	11352
	index	114,54	116,28	115,66	112,76	115,90
Prestanak vođenja evidencije - ukupan broj lica	01.-06.2008.	15245	2873	509	4147	5087
	01.-06.2007.	18916	3784	769	5648	6403
	index	80,59	75,92	66,19	73,42	79,45
Ukupne potrebe za radnicima i pripravnicima	01.-06.2008.	37316	7496	2383	9610	11975
	01.-06.2007.	33647	7133	2549	9577	9702
	index	110,90	105,09	93,49	100,34	123,43
Ukupne potrebe za pripravnicima	01.-06.2008.	2123	0	0	9	412
	01.-06.2007.	1661	0	0	17	440
	index	127,81	0,00	0,00	52,94	93,64
Ukupno zasnivanje radnog odnosa pripravnika	01.-06.2008.	768	0	0	15	145
	01.-06.2007.	748	0	0	23	157
	index	102,67	0,00	0,00	65,22	92,36
Ukupno zapošljavanje posredstvom Zavoda za zapošljavanje	01.-06.2008.	14848	2331	685	4421	5231
	01.-06.2007.	16094	2721	895	4750	5548
	index	92,26	85,67	76,54	93,07	94,29
Ukupan broj prijavljenih za zaposlenje po prestanku radnog odnosa	01.-06.2008.	2042	562	111	496	509
	01.-06.2007.	2177	475	121	550	599
	index	93,80	118,32	91,74	90,18	84,97
Prosječan broj nezaposlenih lica zbog prestanka rada poslodavca	01.-06.2008.	1	0	0	1	0
	01.-06.2007.	13	2	0	4	5
	index	7,69	0,00	0,00	25,00	0,00

G 3-1

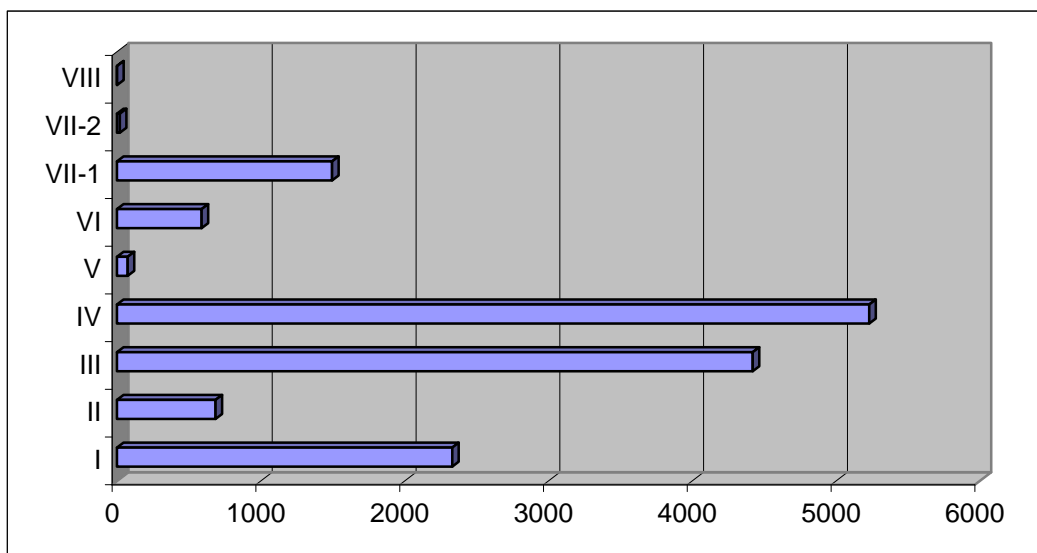
STRUKTURA NEZAPOSLENIH LICA PREMA STRUČNOJ SPREMI U PERIODU JANUAR - JUN 2008. GODINE

UNEMPLOYMENT STRUCTURE BY EDUCATIONAL LEVEL IN THE PERIOD JANUARY-JUNE 2008



Educational level					
V	VI	VII-1	VII-2	VIII	
528	1401	1984	47	2	Average number of job seekers
410	1620	1851	25	2	
128,78	86,46	107,16	187,33	100,00	
15	319	654	11	0	Average number of first time job seekers
23	420	602	5	0	
66,67	75,99	108,69	226,67	0,00	
75	565	1393	22	2	Total number of registered for employment
65	692	1285	14	1	
115,38	81,65	108,40	157,14	200,00	
1304	1744	2202	21	18	Total unemployment benefits - number of claimants
988	1795	1877	19	11	
131,98	97,16	117,31	110,53	163,64	
96	729	1771	31	2	Total number of persons deactivated from the register
83	839	1372	16	2	
115,66	86,89	129,08	193,75	100,00	
366	857	4527	98	4	Total demand for workers and trainees
393	782	3459	45	7	
93,13	109,59	130,88	217,78	57,14	
0	191	1510	1	0	Total demand for trainees
0	107	1094	3	0	
0,00	178,50	138,03	33,33	0,00	
0	79	527	2	0	Total employed trainees
0	85	413	70	0	
0,00	92,94	127,60	2,86	0,00	
74	589	1496	20	1	Total employment through EAM brokerage
78	633	1452	17	0	
94,87	93,05	103,03	117,65	0,00	
20	113	227	4	0	Total number of registered for employment upon termination of employment contract
20	153	257	1	1	
100,00	73,86	88,33	400,00	0,00	
0	0	0	0	0	Average number of unemployed due to business closure
0	2	0	0	0	
0,00	0,00	0,00	0,00	0,00	

ZAPOŠLJAVANJE POSREDSTVOM ZAVODA ZA ZAPOŠLJAVANJE
 U PERIODU JANUAR - JUN 2008. GODINE
 EMPLOYED THROUGH EAM BROKERAGE IN THE PERIOD JANUARY-JUNE 2008



T 4

NEZAPOSLENA LICA PREMA OPŠTINAMA, STRUČNOJ SPREMI I POLU, STANJE NA DAN 30.06.2008. GODINE

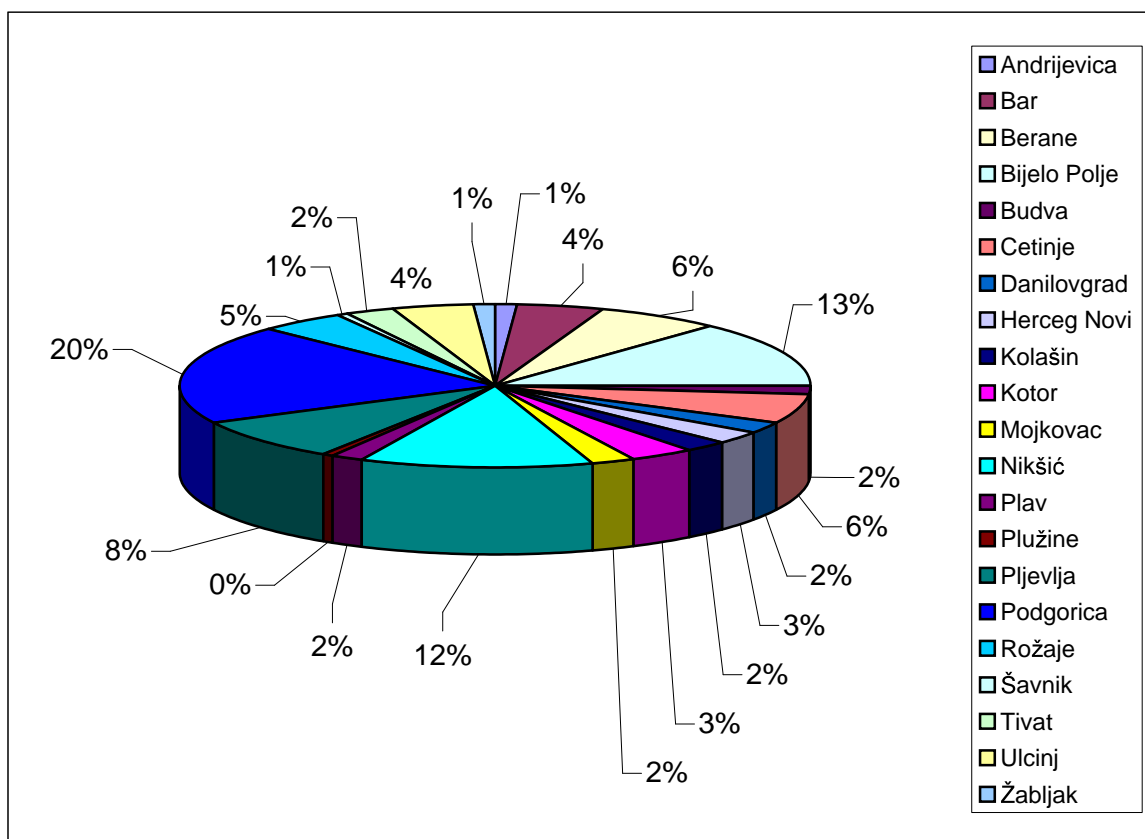
UNEMPLOYED BY MUNICIPALITIES, EDUCATIONAL LEVEL AND GENDER - ON 30.06.2008.

Redni broj --- Row number	Opština --- Municipality	Ukupno Total	Žene Women	% žene --- Percentage of women	Stepen stručne spreme					
					I		II		III	
					Ukupno --- Total	Žene --- Women	Ukupno --- Total	Žene --- Women	Ukupno --- Total	Žene --- Women
1.	Andrijevica	340	134	39,4	101	38	8	2	105	37
2.	Bar	1287	754	58,6	307	163	72	42	318	174
3.	Berane	1838	659	35,9	531	130	58	12	492	156
4.	Bijelo Polje	3838	1697	44,2	917	354	253	110	1371	526
5.	Budva	446	283	63,5	86	57	25	15	120	70
6.	Cetinje	1670	791	47,4	669	323	65	38	331	105
7.	Danilovgrad	696	283	40,7	136	43	19	12	236	71
8.	Herceg Novi	740	316	42,7	44	14	99	33	261	84
9.	Kolašin	638	268	42,0	216	65	17	14	215	88
10.	Kotor	961	365	38,0	72	33	112	51	340	93
11.	Mojkovac	644	231	35,9	167	32	39	17	231	74
12.	Nikšić	3447	1726	50,1	505	192	187	84	1121	434
13.	Plav	517	161	31,1	127	36	3	0	143	28
14.	Plužine	125	49	39,2	23	9	4	2	52	16
15.	Pljevlja	2460	1121	45,6	522	130	169	61	773	299
16.	Podgorica	5688	2656	46,7	1025	358	288	153	1397	516
17.	Rožaje	1347	409	30,4	436	89	23	3	446	107
18.	Šavnik	172	62	36,0	42	19	7	3	68	23
19.	Tivat	715	252	35,2	57	25	31	13	218	64
20.	Ulcinj	1180	538	45,6	366	165	66	20	346	147
21.	Žabljak	339	167	49,3	68	35	4	3	101	40
	Ukupno --- Total	29088	12922	44,4	6417	2310	1549	688	8685	3152

G 4

STRUKTURA NEZAPOSLENIH PO OPŠTINAMA NA DAN 30.06.2008.GODINE

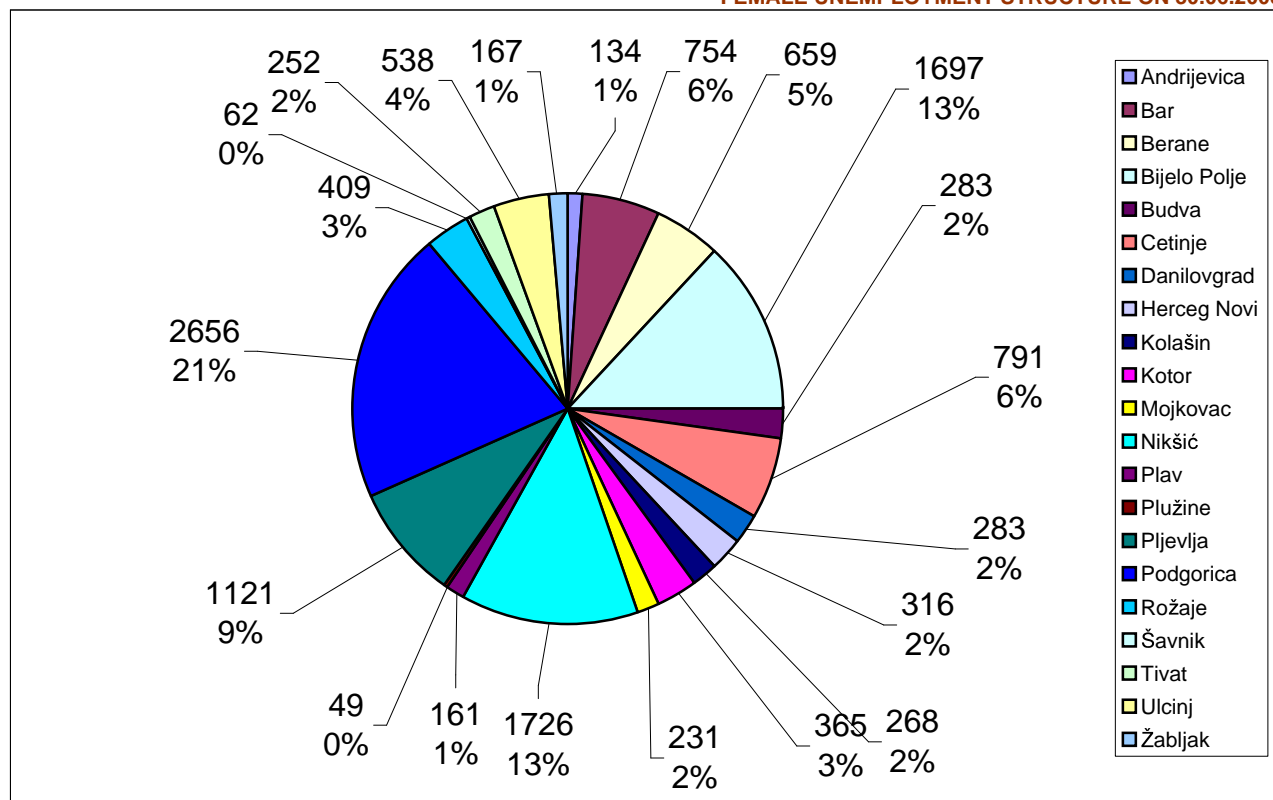
UNEMPLOYMENT STRUCTURE BY MUNICIPALITIES ON 30.06.2008.



Educational level											
IV		V		VI		VII-1		VII-2		VIII	
Ukupno ---- Total	Žene ---- Women	Ukupno ---- Total	Žene ---- Women	Ukupno ---- Total	Žene ---- Women	Ukupno ---- Total	Žene ---- Women	Ukupno ---- Total	Žene ---- Women	Ukupno ---- Total	Žene ---- Women
109	49	2	0	6	3	9	5	0	0	0	0
419	281	13	2	77	44	81	48	0	0	0	0
597	297	9	1	80	32	71	31	0	0	0	0
1027	591	28	3	125	57	117	56	0	0	0	0
135	99	13	2	31	20	34	20	2	0	0	0
480	272	13	1	54	25	55	26	3	1	0	0
236	132	23	1	24	13	22	11	0	0	0	0
185	114	38	2	53	34	57	34	3	1	0	0
152	79	3	1	13	8	21	12	1	1	0	0
224	107	12	2	122	35	76	42	2	1	1	1
171	97	2	1	17	5	17	5	0	0	0	0
1097	646	26	6	195	144	310	217	5	3	1	0
177	78	6	0	22	7	39	12	0	0	0	0
35	17	0	0	4	3	7	2	0	0	0	0
820	549	25	1	82	42	68	39	1	0	0	0
1988	1122	143	9	246	146	586	345	15	7	0	0
313	162	6	0	60	22	63	26	0	0	0	0
47	13	0	0	3	2	5	2	0	0	0	0
170	97	132	5	53	17	54	31	0	0	0	0
272	156	20	3	34	14	74	33	2	0	0	0
149	81	0	0	9	3	8	5	0	0	0	0
8803	5039	514	40	1310	676	1774	1002	34	14	2	1

STRUKTURA NEZAPOSLENIH ŽENA NA DAN 30.06.2008. GODINE
FEMALE UNEMPLOYMENT STRUCTURE ON 30.06.2008.

G 5



T 5

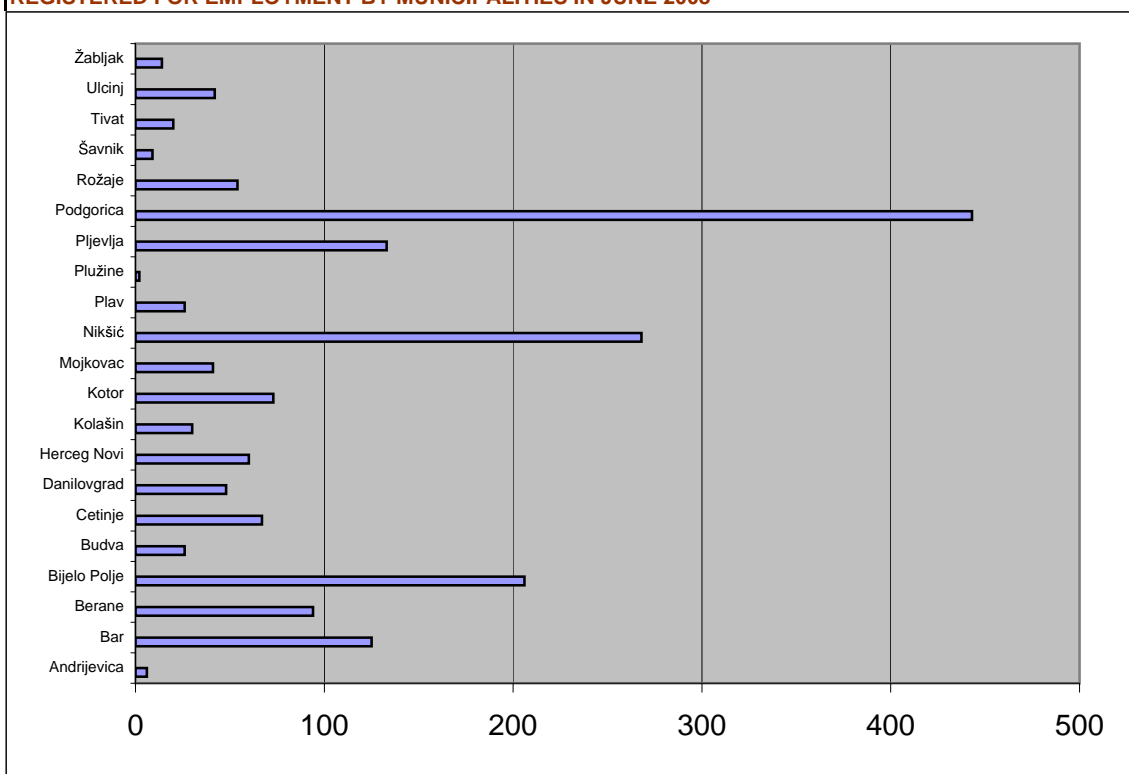
PREGLED NEZAPOSLENIH LICA PRIJAVLJENIH ZA ZAPOSLENJE PREMA OPŠTINAMA, STRUČNOJ SPREMI I POLU U MJESECU JUNU 2008. GODINE

UNEMPLOYED REGISTERED FOR EMPLOYMENT BY MUNICIPALITIES, EDUCATIONAL LEVEL AND GENDER IN JUNE 2008

Redni broj --- Row number	Opština --- Municipality	Ukupno Total	Žene Women	% žena Share of women	Stepen stručne spreme					
					I		II		III	
					Ukupno --- Total	Žene --- Women	Ukupno --- Total	Žene --- Women	Ukupno --- Total	Žene --- Women
1.	Andrijevica	6	2	33,3	2	1	0	0	1	0
2.	Bar	125	69	55,2	38	14	6	4	17	8
3.	Berane	94	46	48,9	28	11	0	0	21	10
4.	Bijelo Polje	206	95	46,1	53	25	8	5	57	18
5.	Budva	26	12	46,2	5	1	1	1	4	2
6.	Cetinje	67	35	52,2	16	6	3	2	11	2
7.	Danilovgrad	48	29	60,4	9	3	0	0	6	3
8.	Herceg Novi	60	32	53,3	5	2	6	3	19	7
9.	Kolašin	30	22	73,3	6	5	1	1	9	5
10.	Kotor	73	36	49,3	4	1	4	3	27	12
11.	Mojkovac	41	18	43,9	7	2	2	0	12	5
12.	Nikšić	268	155	57,8	45	25	10	7	63	31
13.	Plav	26	14	53,8	12	7	0	0	3	0
14.	Plužine	2	1	50,0	0	0	0	0	0	0
15.	Pļjevlja	133	60	45,1	20	11	4	2	54	13
16.	Podgorica	443	254	57,3	71	39	10	8	75	47
17.	Rožaje	54	31	57,4	24	14	0	0	14	5
18.	Šavnik	9	3	33,3	1	1	0	0	1	0
19.	Tivat	20	15	75,0	5	5	1	1	4	4
20.	Ulcinj	42	18	42,9	12	4	0	0	8	3
21.	Žabljak	14	3	21,4	5	1	0	0	3	1
	Ukupno --- Total	1787	950	53,2	368	178	56	37	409	176

G 6

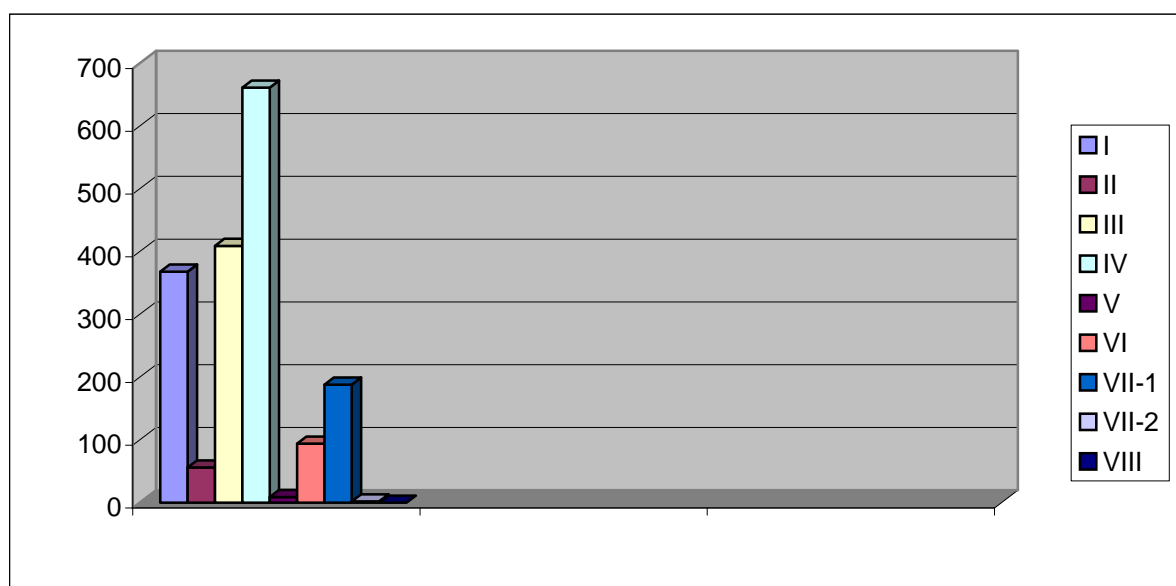
PRIJAVLJENI ZA ZAPOSLENJE PREMA OPŠTINAMA U MJESECU JUNU 2008. GODINE REGISTERED FOR EMPLOYMENT BY MUNICIPALITIES IN JUNE 2008



Educational level											
IV		V		VI		VII-1		VII-2		VIII	
Ukupno ---- Total	Žene ---- Women	Ukupno ---- Total	Žene ---- Women	Ukupno ---- Total	Žene ---- Women	Ukupno ---- Total	Žene ---- Women	Ukupno ---- Total	Žene ---- Women	Ukupno ---- Total	Žene ---- Women
3	1	0	0	0	0	0	0	0	0	0	0
48	30	1	0	9	8	6	5	0	0	0	0
40	24	0	0	3	1	2	0	0	0	0	0
69	36	1	0	7	5	11	6	0	0	0	0
13	8	0	0	0	0	3	0	0	0	0	0
26	18	0	0	4	3	7	4	0	0	0	0
30	21	0	0	0	0	3	2	0	0	0	0
13	9	1	0	5	4	11	7	0	0	0	0
9	7	0	0	1	0	3	3	1	1	0	0
23	12	1	1	10	4	4	3	0	0	0	0
19	11	0	0	0	0	1	0	0	0	0	0
98	57	2	0	12	8	37	26	1	1	0	0
9	6	1	0	0	0	1	1	0	0	0	0
2	1	0	0	0	0	0	0	0	0	0	0
40	26	0	0	7	4	8	4	0	0	0	0
179	93	2	0	30	18	76	49	0	0	0	0
12	11	0	0	1	0	3	1	0	0	0	0
3	1	0	0	1	0	3	1	0	0	0	0
6	3	0	0	3	1	1	1	0	0	0	0
15	8	0	0	1	0	6	3	0	0	0	0
4	1	0	0	0	0	2	0	0	0	0	0
661	384	9	1	94	56	188	116	2	2	0	0

PRIJAVLJENI ZA ZAPOSLENJE PREMA STEPENIMA STRUČNE SPREME U MJESECU JUNU 2008 GODINE
REGISTERED FOR EMPLOYMENT BY EDUCATIONAL LEVEL IN JUNE 2008

G 7



T 6

PREGLED LICA KOJA PRVI PUT TRAŽE ZAPOSLENJE PREMA OPŠTINAMA, STRUČNOJ SPREMI I POLU U MJESECU JUNU 2008. GODINE

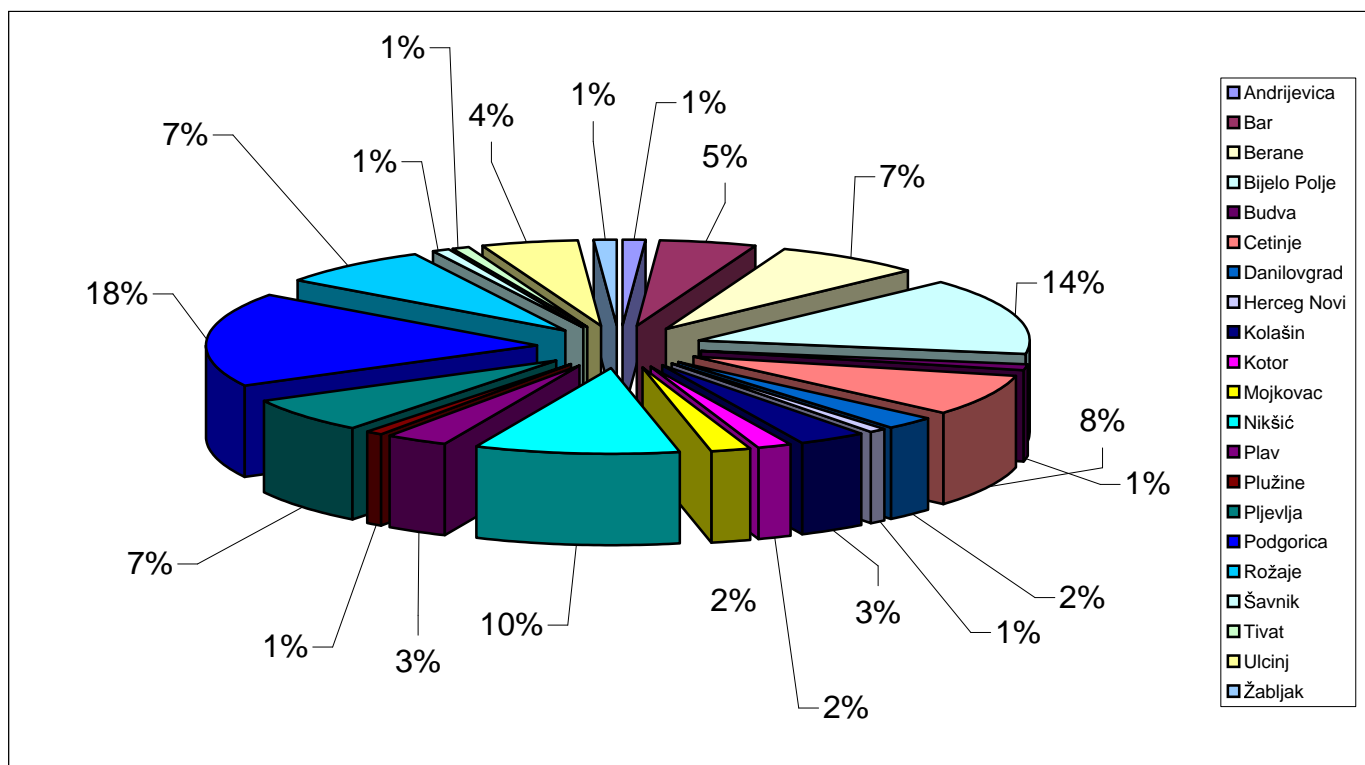
FIRST TIME JOB-SEEKERS BY MUNICIPALITIES, EDUCATIONAL LEVEL AND GENDER IN JUNE 2008

Redni broj --- Row number	Opština --- Municipality	Ukupno Total	Žene Women	% žena Share of women	Stepen stručne spreme					
					I		II		III	
					Ukupno --- Total	Žene --- Women	Ukupno --- Total	Žene --- Women	Ukupno --- Total	Žene --- Women
1.	Andrijeвица	76	30	39,5	12	2	6	1	19	8
2.	Bar	363	212	58,4	115	72	26	14	80	41
3.	Berane	532	218	41,0	124	51	34	6	141	49
4.	Bijelo Polje	1072	489	45,6	238	92	64	32	360	139
5.	Budva	83	63	75,9	21	15	4	1	17	13
6.	Cetinje	584	239	40,9	258	105	17	6	93	18
7.	Danilovgrad	180	77	42,8	31	13	3	2	65	17
8.	Herceg Novi	68	39	57,4	3	0	8	3	12	3
9.	Kolašin	241	121	50,2	65	30	2	2	95	42
10.	Kotor	131	49	37,4	8	2	5	3	34	8
11.	Mojkovac	154	56	36,4	31	9	9	2	63	24
12.	Nikšić	744	403	54,2	105	60	31	15	180	51
13.	Plav	225	87	38,7	62	26	1	0	76	16
14.	Plužine	54	24	44,4	9	4	0	0	22	8
15.	Pljevlja	494	269	54,5	79	32	39	23	164	72
16.	Podgorica	1326	691	52,1	248	105	102	51	219	97
17.	Rožaje	555	204	36,8	146	42	16	1	214	65
18.	Šavnik	57	20	35,1	13	5	3	2	16	6
19.	Tivat	80	38	47,5	11	4	5	4	24	8
20.	Ulcinj	332	212	63,9	138	93	13	7	80	47
21.	Žabljak	93	48	51,6	20	15	0	0	25	7
	Ukupno --- Total	7444	3589	48,2	1737	777	388	175	1999	739

G 8

LICA KOJA PRVI PUT TRAŽE ZAPOSLENJE PREMA OPŠTINAMA U MJESECU JUNU 2008. GODINE

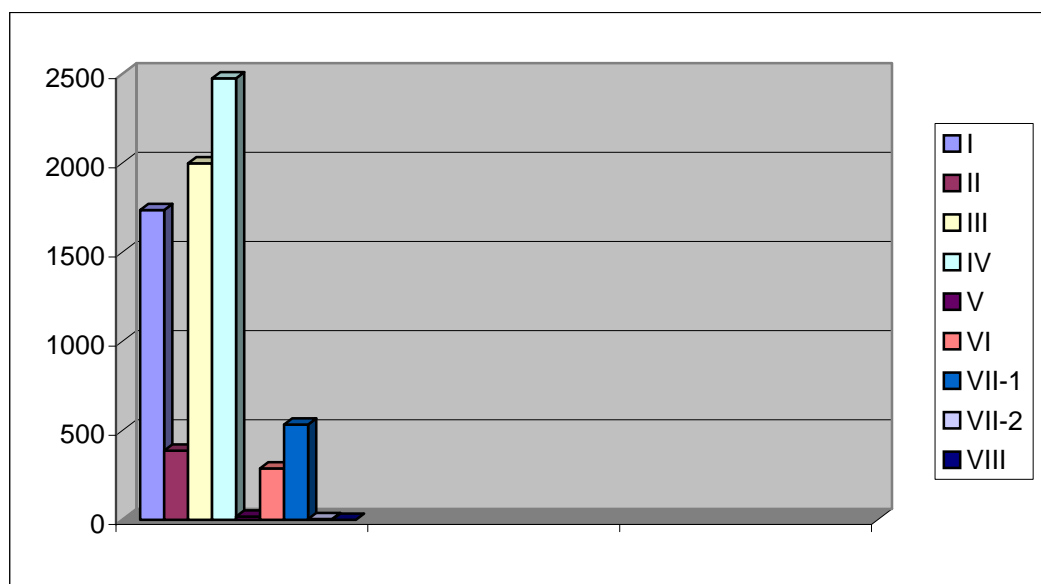
FIRST TIME JOB-SEEKERS BY MUNICIPALITIES IN JUNE 2008



Educational level											
IV		V		VI		VII-1		VII-2		VIII	
Ukupno ---- Total	Žene ---- Women	Ukupno ---- Total	Žene ---- Women	Ukupno ---- Total	Žene ---- Women	Ukupno ---- Total	Žene ---- Women	Ukupno ---- Total	Žene ---- Women	Ukupno ---- Total	Žene ---- Women
35	16	0	0	2	2	2	1	0	0	0	0
102	64	4	0	12	5	24	16	0	0	0	0
193	100	0	0	26	8	14	4	0	0	0	0
336	193	3	0	34	13	37	20	0	0	0	0
23	20	0	0	6	5	12	9	0	0	0	0
172	91	4	1	20	8	20	10	0	0	0	0
73	42	1	0	3	2	4	1	0	0	0	0
23	15	0	0	8	7	14	11	0	0	0	0
58	33	0	0	8	5	12	8	1	1	0	0
47	13	1	0	16	8	20	15	0	0	0	0
43	19	0	0	3	1	5	1	0	0	0	0
293	167	0	0	41	33	94	77	0	0	0	0
70	39	1	0	7	4	8	2	0	0	0	0
17	9	0	0	1	1	5	2	0	0	0	0
178	121	1	0	16	10	17	11	0	0	0	0
519	287	0	0	51	30	185	119	2	2	0	0
138	80	1	0	18	5	22	11	0	0	0	0
20	4	0	0	2	1	3	2	0	0	0	0
24	13	0	0	7	2	9	7	0	0	0	0
71	52	2	1	4	2	23	10	1	0	0	0
41	23	0	0	3	0	4	3	0	0	0	0
2476	1401	18	2	288	152	534	340	4	3	0	0

LICA KOJA PRVI PUT TRAŽE ZAPOSLENJE PREMA STEPENU STRUČNE SPREME U JUNU 2008. GODINE
FIRST TIME JOB-SEEKERS BY EDUCATIONAL LEVEL IN JUNE 2008

G 9



T 7

PREGLED PRESTANKA VOĐENJA EVIDENCIJE NEZAPOSLENIH LICA PREMA OPŠTINAMA, POLU I STRUČNOJ SPREMI U MJESECU JUNU 2008. GODINE

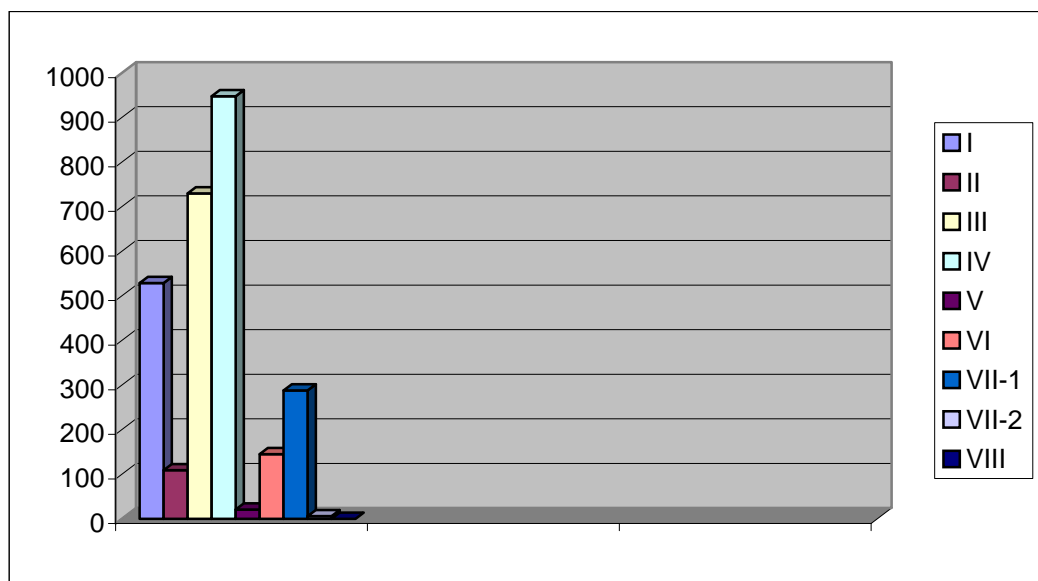
UNEMPLOYED DEACTIVATED FROM REGISTER BY MUNICIPALITIES, GENDER AND EDUCATIONAL LEVEL IN JUNE 2008

Redni broj --- Row number	Opština --- Municipality	Ukupno Total	Žene Woman	% žena Share of women	Stepen stručne spreme					
					I		II		III	
					Ukupno --- Total	Žene --- Women	Ukupno --- Total	Žene --- Women	Ukupno --- Total	Žene --- Women
1.	Andrijevica	11	2	18,2	2	1	0	0	3	0
2.	Bar	253	143	56,5	64	39	17	12	56	27
3.	Berane	181	82	45,3	44	16	2	2	42	16
4.	Bijelo Polje	241	93	38,6	48	13	12	7	76	24
5.	Budva	52	26	50,0	9	5	1	0	16	7
6.	Cetinje	75	42	56,0	20	10	8	3	10	4
7.	Danilovgrad	62	36	58,1	9	3	3	3	19	8
8.	Herceg Novi	110	72	65,5	8	5	12	11	32	17
9.	Kolašin	32	9	28,1	7	3	3	2	13	1
10.	Kotor	52	24	46,2	1	0	7	3	15	6
11.	Mojkovac	54	25	46,3	9	4	1	0	21	8
12.	Nikšić	374	187	50,0	52	20	14	9	94	30
13.	Plav	54	20	37,0	30	9	1	0	5	2
14.	Plužine	20	7	35,0	0	0	0	0	10	2
15.	Prijevlja	207	86	41,5	30	8	8	3	80	24
16.	Podgorica	658	343	52,1	97	34	13	8	129	50
17.	Rožaje	156	48	30,8	64	18	1	0	55	17
18.	Šavnik	15	1	6,7	3	1	1	0	3	0
19.	Tivat	82	40	48,8	14	6	3	3	26	15
20.	Ulcinj	77	40	51,9	15	8	2	0	24	10
21.	Žabljak	10	5	50,0	3	1	0	0	1	1
	Ukupno --- Total	2776	1331	47,9	529	204	109	66	730	269

G 10

PRESTANAK VOĐENJA EVIDENCIJE NEZAPOSLENIH LICA PREMA STEPENU STRUČNE SPREME U JUNU 2008. GODINE

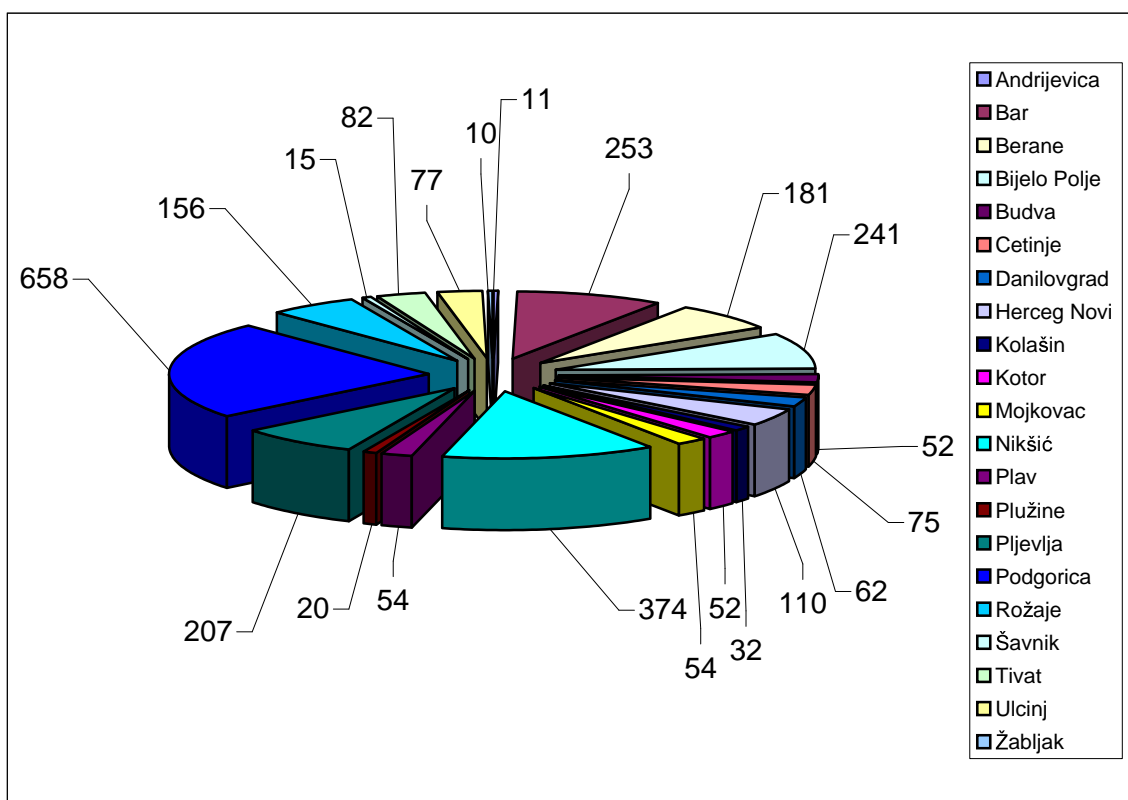
UNEMPLOYED DEACTIVATED FROM REGISTER BY EDUCATIONAL LEVEL IN JUNE 2008



Educational level											
IV		V		VI		VII-1		VII-2		VIII	
Ukupno ---- Total	Žene ---- Women	Ukupno ---- Total	Žene ---- Women	Ukupno ---- Total	Žene ---- Women	Ukupno ---- Total	Žene ---- Women	Ukupno ---- Total	Žene ---- Women	Ukupno ---- Total	Žene ---- Women
5	0	0	0	1	1	0	0	0	0	0	0
82	46	1	0	15	8	18	11	0	0	0	0
70	38	0	0	8	3	15	7	0	0	0	0
83	39	0	0	10	4	12	6	0	0	0	0
19	10	0	0	3	2	4	2	0	0	0	0
26	17	0	0	3	1	8	7	0	0	0	0
23	17	1	0	2	2	5	3	0	0	0	0
37	26	2	1	8	6	10	5	1	1	0	0
7	1	0	0	0	0	2	2	0	0	0	0
9	4	2	0	8	3	10	8	0	0	0	0
16	9	2	0	4	4	1	0	0	0	0	0
130	68	2	0	26	20	56	40	0	0	0	0
12	6	0	0	0	0	6	3	0	0	0	0
6	3	0	0	4	2	0	0	0	0	0	0
65	40	2	0	8	3	13	7	1	1	0	0
275	166	2	0	32	19	106	63	4	3	0	0
29	11	0	0	4	1	3	1	0	0	0	0
7	0	0	0	1	0	0	0	0	0	0	0
20	11	7	0	5	1	7	4	0	0	0	0
21	16	0	0	3	0	12	6	0	0	0	0
6	3	0	0	0	0	0	0	0	0	0	0
948	531	21	1	145	80	288	175	6	5	0	0

PRESTANAK VOĐENJA EVIDENCIJE NEZAPOSLENIH LICA
PREMA OPŠTINAMA U MJESECU JUNU 2008. GODINE
UNEMPLOYED DEACTIVATED FROM REGISTER
BY MUNICIPALITIES IN JUNE 2008

G 11



T 8

RAZLOZI PRESTANKA VOĐENJA EVIDENCIJE NEZAPOSLENIH LICA PREMA DUŽINI ČEKANJA NA ZAPOSLENJE U JUNU 2008. GODINE

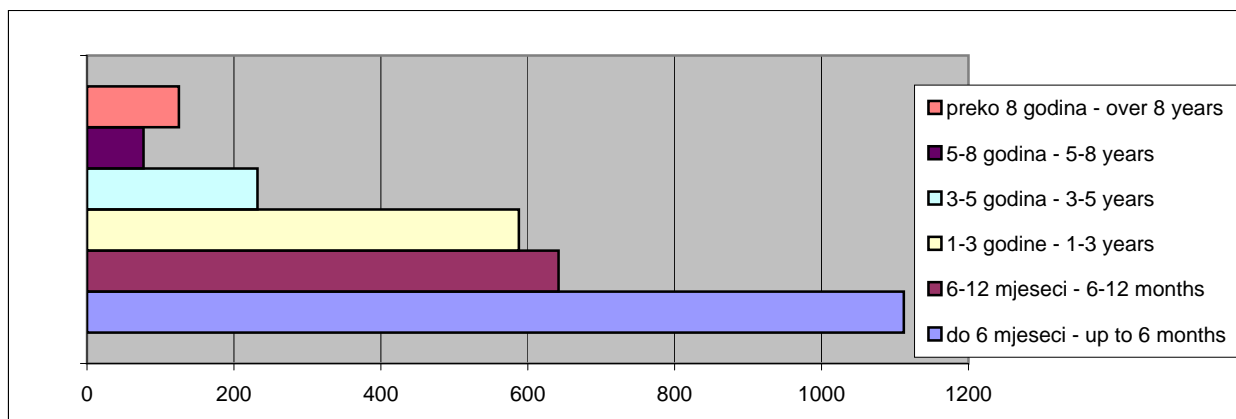
REASONS FOR TERMINATION OF KEEPING EVIDENCE ON UNEMPLOYED PERSONS BY DURATION OF UNEMPLOYMENT IN JUNE 2008

Redni broj ---- Row number	Razlozi prestanka vođenja evidencije o nezaposlenim licima	Ukupno ---- Total	Dužina čekanja na zaposlenje		
			Do 6 mjeseci ---- Up to 6 months	6 - 12 mjeseci ---- 6 - 12 months	1 - 3 godine ---- 1 - 3 years
	UKUPNO	2776	1112	642	588
1.	Zasnivanje radnog odnosa sa punim radnim vremenom na određeno vrijeme	435	188	84	92
2.	Zasnivanje radnog odnosa sa punim radnim vremenom na neodređeno vrijeme	92	46	15	19
3.	Kada nezaposleno lice navršši 65 godina života	2	1	0	1
4.	Ostvarenje prava na starosnu ili invalidsku penziju	53	11	9	19
5.	Promjena mjesta prijavljivanja	11	8	1	0
6.	Osnivanje preduzeća ili radnje, ili bavljenje poljoprivredom	3	1	0	2
7.	Korišćenje kredita za samozapošljavanje	34	20	5	5
8.	Odlazak na rad u inostranstvo, a nije podnešan zahtjev za posredovanjem u Crnoj Gori	3	3	0	0
9.	Odbijanje ponuđenog zaposlenja koje odgovara radnim sposobnostima nezaposlenog	3	1	1	1
10.	Odbijanje uključanja u programe aktivne politike zapošljavanja (APZ)	6	2	3	1
11.	Neopravdano ne javljanje, ili ne odazivanje na poziv organizacije za zapošljavanje	773	311	217	145
12.	Samoinicijativno odjavljivanje sa evidencije organizacije za zapošljavanje	6	0	0	1
13.	Smrt nezaposlenog lica	1	0	1	0
14.	Izdržavanje kazne zatvora	3	1	1	1
15.	Sezonski rad	510	205	117	101
16.	Trudničko bolovanje	1	0	0	1
17.	Zaposlenje u svojstvu pripravnika	141	81	39	19
18.	Stručno osposobljavanje	1	1	0	0
19.	Odsluženje vojnog roka	1	0	1	0
20.	Drugi slučajevi predviđenim zakonom ili drugim opštim aktom	679	227	143	175
21.	Drugi slučajevi predviđenim zakonom kada status postaje privremeno pasivan	18	5	5	5

G 12

STRUKTURA PRESTANKA VOĐENJA EVIDENCIJE NEZAPOSLENIH LICA PREMA DUŽINI ČEKANJA NA ZAPOSLENJE U JUNU 2008. GODINE

STRUCTURE OF UNEMPLOYED PERSONS DEACTIVATED FROM REGISTER BY DURATION OF UNEMPLOYMENT IN JUNE 2008

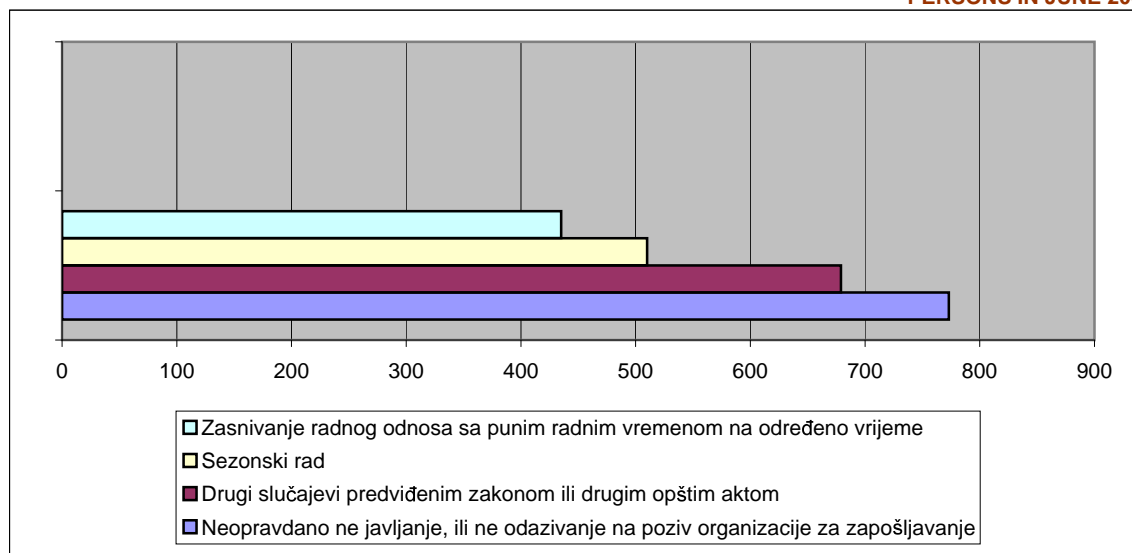


Duration of unemployment			Reasons for termination of keeping evidence on unemployed persons
3 - 5 godina ---- 3 - 5 years	5 - 8 godina ---- 5 - 8 years	Preko 8 godina ---- Over 8 years	
232	77	125	TOTAL
37	13	21	Signing full-time fixed term employment contract
8	1	3	Signing full-time indefinite term employment contract
0	0	0	When unemployed person turns 65 years of age
9	3	2	Meeting criteria for age or disability pension
0	2	0	Persons who changed place of registration
0	0	0	Establishing enterprise or shop, or beginning to deal with agriculture as sole or main occupation
3	0	1	Use of self-employment loan
0	0	0	When unemployed person sets off to work abroad, without prior filing a request for brokerage in Montenegro
0	0	0	When unemployed person refuses offered placement which suits his/her professional abilities
0	0	0	Refusal of inclusion in active employment policy programs (AEPP)
53	18	29	Unjustified failure to report or answer the call of employment organization
1	0	4	Cancellation of registration within employment organization on own initiative
0	0	0	Death of unemployed person
0	0	0	Serving prison sentence
50	22	15	Seasonal employment
0	0	0	Maternity leave
1	0	1	Employment with trainee status
0	0	0	Vocational training
0	0	0	Serving military service
69	18	47	Other cases defined by law or other general act
1	0	2	Other cases defined by law when status becomes temporarily passive

RAZLOZI PRESTANKA VOĐENJA EVIDENCIJE NEZAPOSLENIH LICA SA NAJVEĆOM UČESTALOŠĆU
U JUNU 2008. GODINE

G 13

MOST FREQUENT REASONS FOR TERMINATION OF KEEPING EVIDENCE OF UNEMPLOYED
PERSONS IN JUNE 2008



T 9

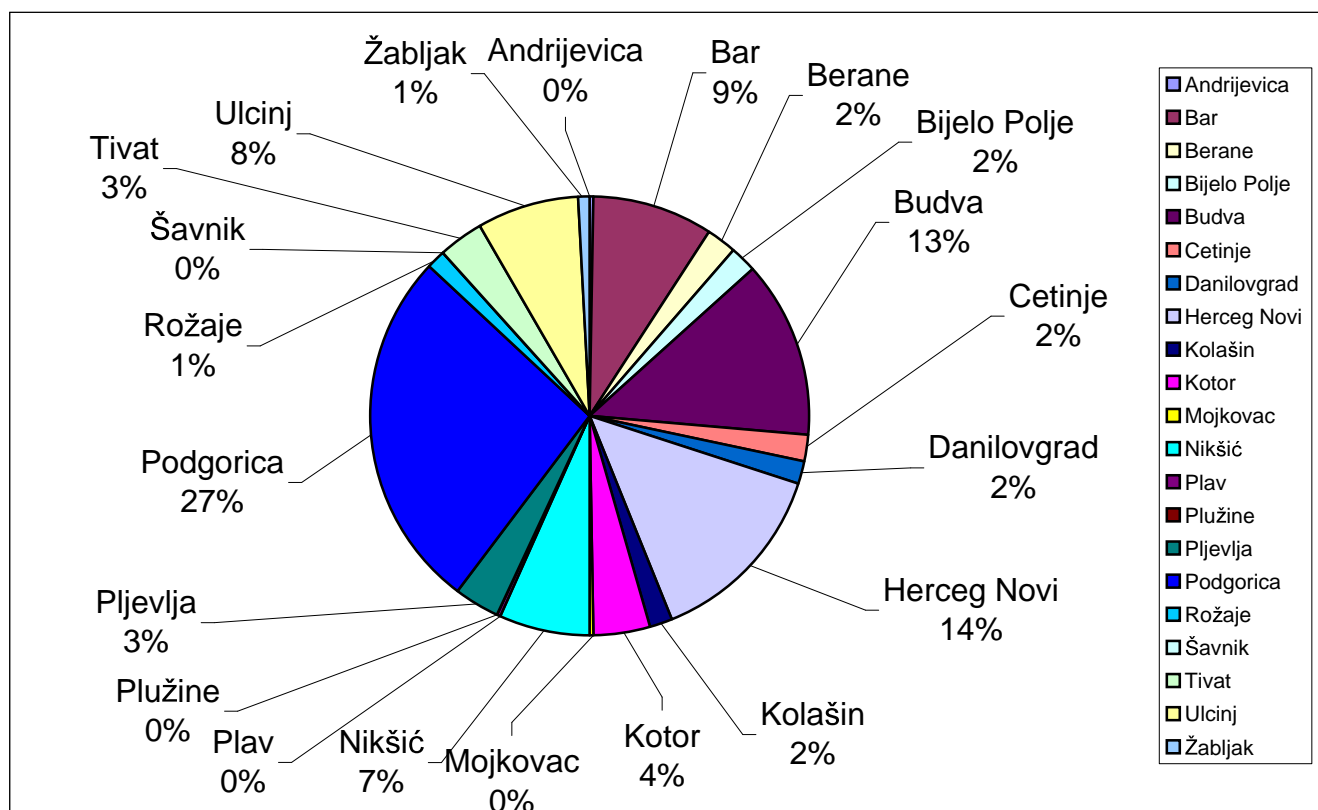
PREGLED SLOBODNIH RADNIH MJESTA PREMA OPŠTINAMA, STRUČNOJ SPREMI I POLU U MJESECU JUNU 2008. GODINE

VACANCIES BY MUNICIPALITIES, EDUCATIONAL LEVEL AND GENDER IN JUNE 2008

Redni broj --- Row number	Opština --- Municipality	Ukupno za period od 01.01.2008.-30.06.2008. Total for period 01/01/06-30/06/06	Ukupno (06/2008) Total	Pripravnici (06/2008) Trainees	Stepen stručne spreme			
					I		III	
					Ukupno Total	Ukupno Total	Ukupno Total	Pripravnici Trainees
1.	Andrijevica	63	11	1	0	1	7	0
2.	Bar	3063	669	14	160	12	195	0
3.	Berane	818	166	6	38	4	49	0
4.	Bijelo Polje	1399	166	3	35	1	69	0
5.	Budva	5514	961	7	141	53	318	0
6.	Cetinje	700	155	11	20	2	60	0
7.	Danilovgrad	529	120	19	32	0	22	0
8.	Herceg Novi	3417	1048	5	203	259	441	0
9.	Kolašin	534	131	1	47	3	45	0
10.	Kotor	1419	302	19	27	49	80	1
11.	Mojkovac	235	22	4	1	0	6	0
12.	Nikšić	3091	507	16	64	35	150	0
13.	Plav	102	12	0	8	0	0	0
14.	Plužine	71	12	0	2	1	6	0
15.	Pljevlja	963	244	17	71	2	71	0
16.	Podgorica	12204	2016	133	274	41	286	0
17.	Rožaje	451	90	5	25	1	34	0
18.	Šavnik	33	0	0	0	0	0	0
19.	Tivat	1105	252	3	46	17	117	0
20.	Ulcinj	1398	576	12	213	5	289	0
21.	Žabljak	207	55	0	32	1	8	0
	Ukupno --- Total	37316	7515	276	1439	487	2253	1

G 14

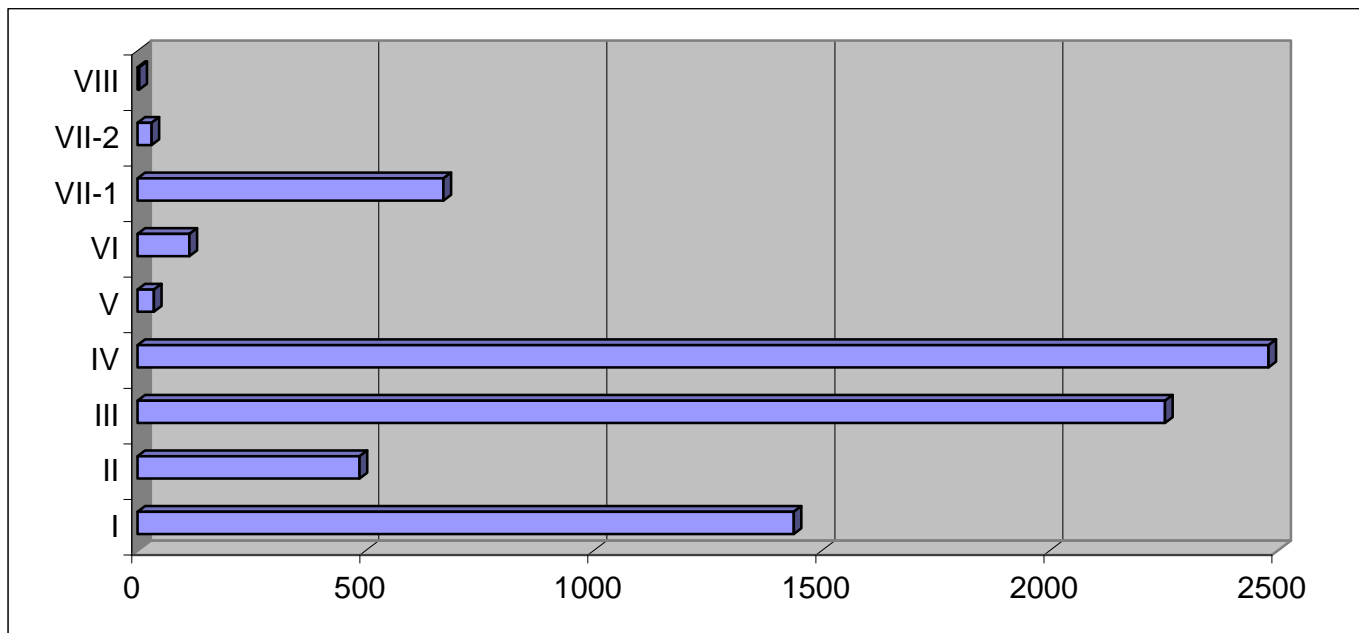
STRUKTURA SLOBODNIH RADNIH MJESTA PREMA OPŠTINAMA U MJESECU JUNU 2008. GODINE STRUCTURE OF VACANCIES BY MUNICIPALITIES IN JUNE 2008



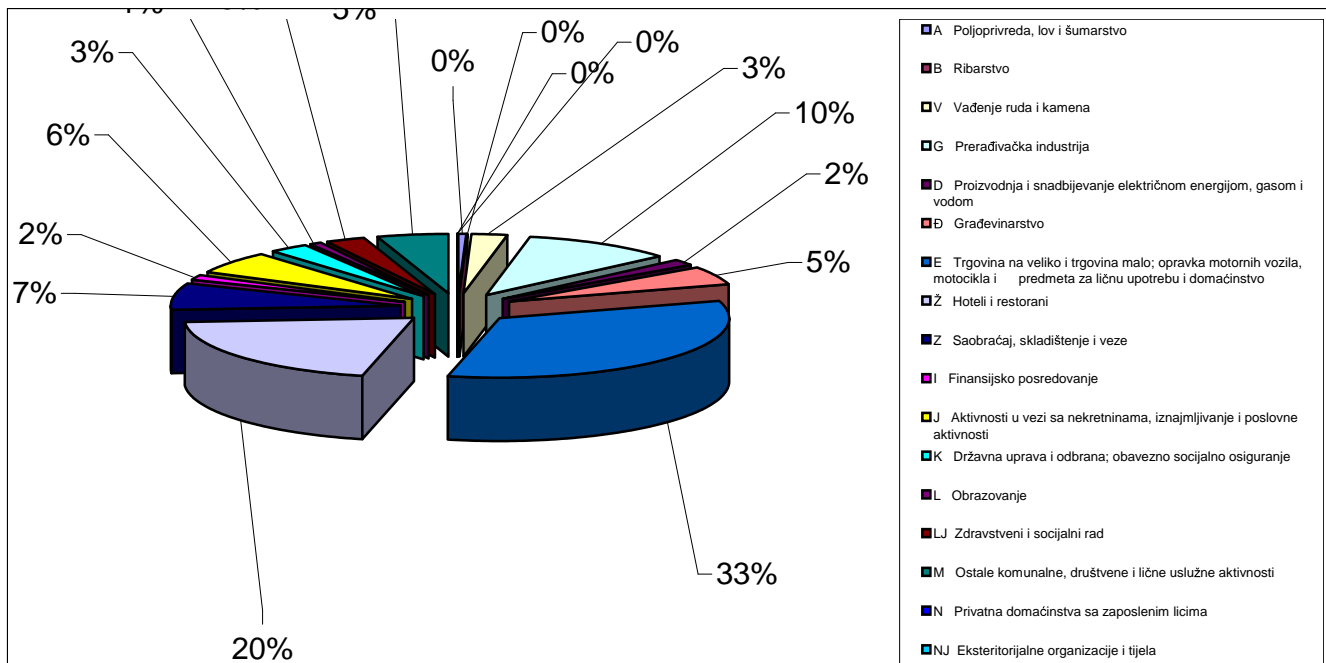
Educational level											
IV		V		VI		VII-1		VII-2		VIII	
Ukupno Total	Pripravnici Trainees	Ukupno Total	Pripravnici Trainees	Ukupno Total	Pripravnici Trainees	Ukupno Total	Pripravnici Trainees	Ukupno Total	Pripravnici Trainees	Ukupno Total	Pripravnici Trainees
2	1	1	0	0	0	0	0	0	0	0	0
264	1	0	0	10	1	27	12	1	0	0	0
61	2	0	0	6	1	8	3	0	0	0	0
57	0	0	0	3	2	1	1	0	0	0	0
396	0	3	0	12	0	36	7	2	0	0	0
36	2	0	0	1	0	34	9	2	0	0	0
46	0	0	0	0	0	20	19	0	0	0	0
105	0	4	0	11	2	23	3	2	0	0	0
35	1	0	0	0	0	1	0	0	0	0	0
109	4	0	0	5	1	32	13	0	0	0	0
7	1	2	0	5	3	1	0	0	0	0	0
198	3	0	0	3	0	57	13	0	0	0	0
2	0	0	0	0	0	2	0	0	0	0	0
1	0	0	0	0	0	1	0	1	0	0	0
70	13	1	0	7	1	22	3	0	0	0	0
965	43	21	0	35	7	367	83	23	0	4	0
13	0	2	0	4	2	11	3	0	0	0	0
0	0	0	0	0	0	0	0	0	0	0	0
52	0	1	0	6	0	13	3	0	0	0	0
48	2	1	0	5	0	15	10	0	0	0	0
13	0	0	0	1	0	0	0	0	0	0	0
2480	73	36	0	114	20	671	182	31	0	4	0

STRUKTURA SLOBODNIH RADNIH MJESTA PREMA STEPENU STRUČNE SPREME
 U MJESECU JUNU 2008. GODINE
 STRUCTURE OF VACANCIES BY EDUCATIONAL LEVEL IN JUNE 2008

G 15



Djelatnost	UKUPNO TOTAL	Pripravnici Trainees	Stepen stručne spreme			
			I	II	III	
			Ukupno Total	Ukupno Total	Ukupno Total	Pripravnici Trainees
A Poljoprivreda, lov i šumarstvo	33	1	14	1	11	0
B Ribarstvo	15	0	2	2	7	0
V Vađenje ruda i kamena	188	12	48	7	57	0
G Prerađivačka industrija	779	37	259	28	230	0
D Proizvodnja i snadbijevanje električnom energijom, gasom i vodom	130	6	26	0	57	0
Đ Građevinarstvo	379	10	78	38	89	0
E Trgovina na veliko i trgovina malo; opravka motornih vozila, motocikla i predmeta za ličnu upotrebu i domaćinstvo	2513	22	459	128	854	0
Ž Hoteli i restorani	1520	6	329	215	643	0
Z Saobraćaj, skladištenje i veze	538	34	58	15	126	0
I Finansijsko posredovanje	115	8	1	0	0	0
J Aktivnosti u vezi sa nekretninama, iznajmljivanje i poslovne aktivnosti	440	26	72	16	65	1
K Državna uprava i odbrana; obavezno socijalno osiguranje	213	50	12	3	1	0
L Obrazovanje	69	8	4	3	12	0
LJ Zdravstveni i socijalni rad	211	34	18	8	8	0
M Ostale komunalne, društvene i lične uslužne aktivnosti	371	22	59	23	93	0
N Privatna domaćinstva sa zaposlenim licima	1	1	0	0	0	0
NJ Eksteritorijalne organizacije i tijela	0	0	0	0	0	0
UKUPNO	7515	277	1439	487	2253	1

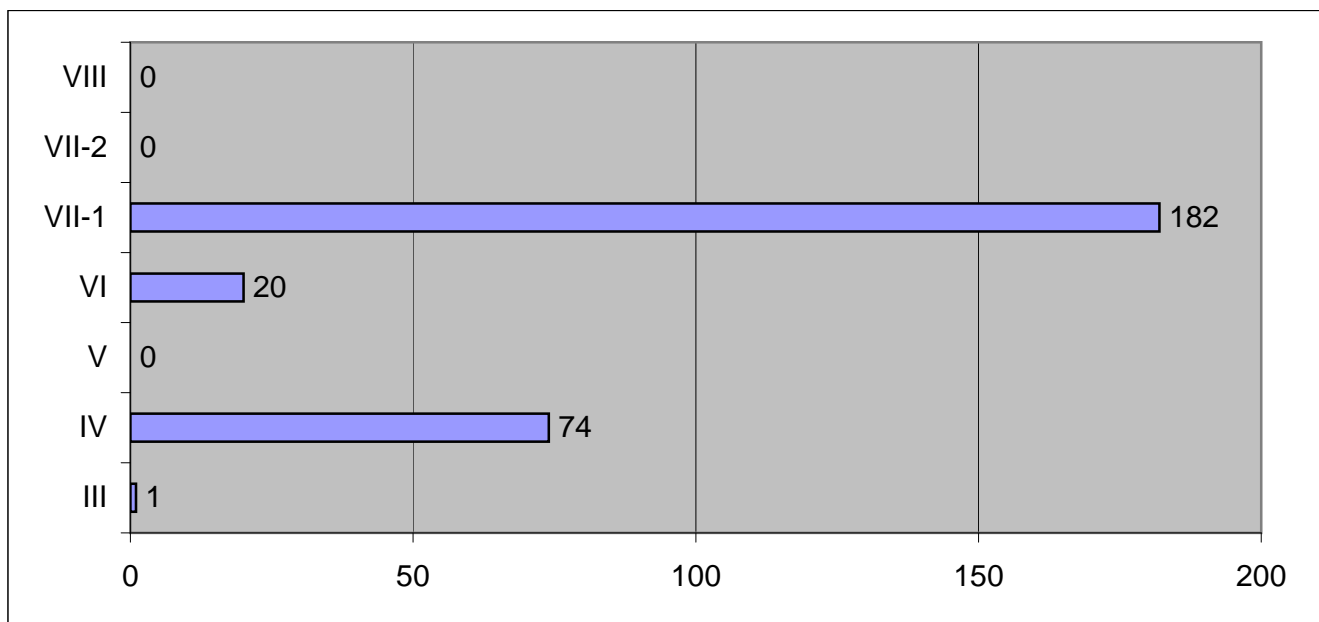


Educational level												Sector of economic activity
IV		V		VI		VII-1		VII-2		VIII		
Ukupno Total	Pripravnici Trainees	Ukupno Total	Pripravnici Trainees	Ukupno Total	Pripravnici Trainees	Ukupno Total	Pripravnici Trainees	Ukupno Total	Pripravnici Trainees	Ukupno Total	Pripravnici Trainees	
3	0	0	0	0	0	3	1	1	0	0	0	A. Agriculture, hunting and forestry
4	0	0	0	0	0	0	0	0	0	0	0	B. Fishing
30	0	0	0	8	3	38	9	0	0	0	0	C. Mine and stone extraction
192	5	3	0	9	2	58	30	0	0	0	0	D. Manufacturing industry
33	2	1	0	1	1	12	3	0	0	0	0	E. El.power, gas and water production and supply
98	0	16	0	5	1	54	9	1	0	0	0	F. Construction
961	5	7	0	27	3	77	14	0	0	0	0	G. Wholesale and retail trade; repair of motor vehicles, motorcycles and personal and household devices
292	0	4	0	13	1	24	5	0	0	0	0	H. Hotels and restaurants
300	26	0	0	12	3	25	5	2	0	0	0	I. Transportation, storage and communication
52	2	0	0	8	0	54	6	0	0	0	0	J. Finance brokerage
201	0	0	0	15	2	70	23	1	0	0	0	K. Real-estate, renting and business activities
53	12	0	0	6	2	135	36	3	0	0	0	L. Public administration and defense; mandatory social insurance
4	0	1	0	0	0	38	8	3	0	4	0	M. Education
106	17	1	0	4	1	47	16	19	0	0	0	N. Health care and social work
151	5	3	0	6	1	35	16	1	0	0	0	O. Other utility, social and personal service activities
0	0	0	0	0	0	1	1	0	0	0	0	P. Private households with employed persons
0	0	0	0	0	0	0	0	0	0	0	0	Q. Extra-territorial organizations and bodies
2480	74	36	0	114	20	671	182	31	0	4	0	Total

STRUKTURA OGLAŠENIH SLOBODNIH RADNIH MJESTA ZA PRIPRAVNIKE PREMA STEPENU STRUČNE SPREME
U MJESECU JUNU 2008. GODINE

STRUCTURE OF ANNOUNCED VACANCIES FOR TRAINEES BY EDUCATIONAL LEVEL IN JUNE 2008

G 17



T 11

PREGLED OGLAŠENIH SLOBODNIH RADNIH MJESTA PREMA VRSTI RADNOG MJESTA, VRSTI RADNOG ODNOSA I STEPENU STRUČNE SPREME U JUNU 2008. GODINE

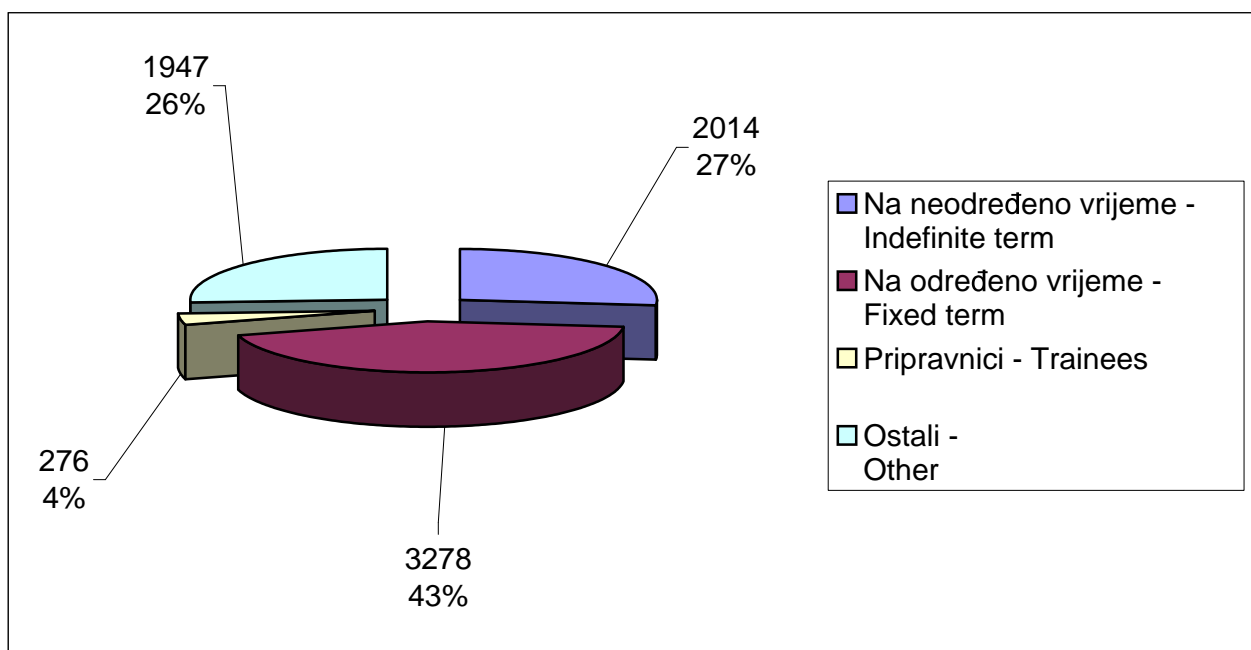
ANNOUNCED VACANCIES BY JOB TYPE, EMPLOYMENT CONTRACT TYPE AND EDUCATIONAL LEVEL IN JUNE 2008

Stepen stručne spreme Educational level	Ukupno Total	Vrsta radnog mjesta Type of job		Vrsta radnog odnosa employment Type of			
		Novootvorena - Newly created	Upraznjena - Vacancy	Na neodređeno vrijeme - Indefinite term	Na određeno vrijeme - Fixed term	Pripravnici - Trainees	Ostali - Other
I	1439	884	555	319	644	0	476
II	487	319	168	101	145	0	241
III	2253	1545	708	567	899	1	786
IV	2480	1373	1107	699	1287	73	421
V	36	25	11	10	20	0	6
VI	114	70	44	31	56	20	7
VII-1	671	368	303	269	216	182	4
VII-2	31	15	16	18	7	0	6
VIII	4	3	1	0	4	0	0
UKUPNO - TOTAL	7515	4602	2913	2014	3278	276	1947

G 18

STRUKTURA OGLAŠENIH SLOBODNIH RADNIH MJESTA PREMA VRSTI RADNOG ODNOSA U MJESECU JUNU 2008. GODINE

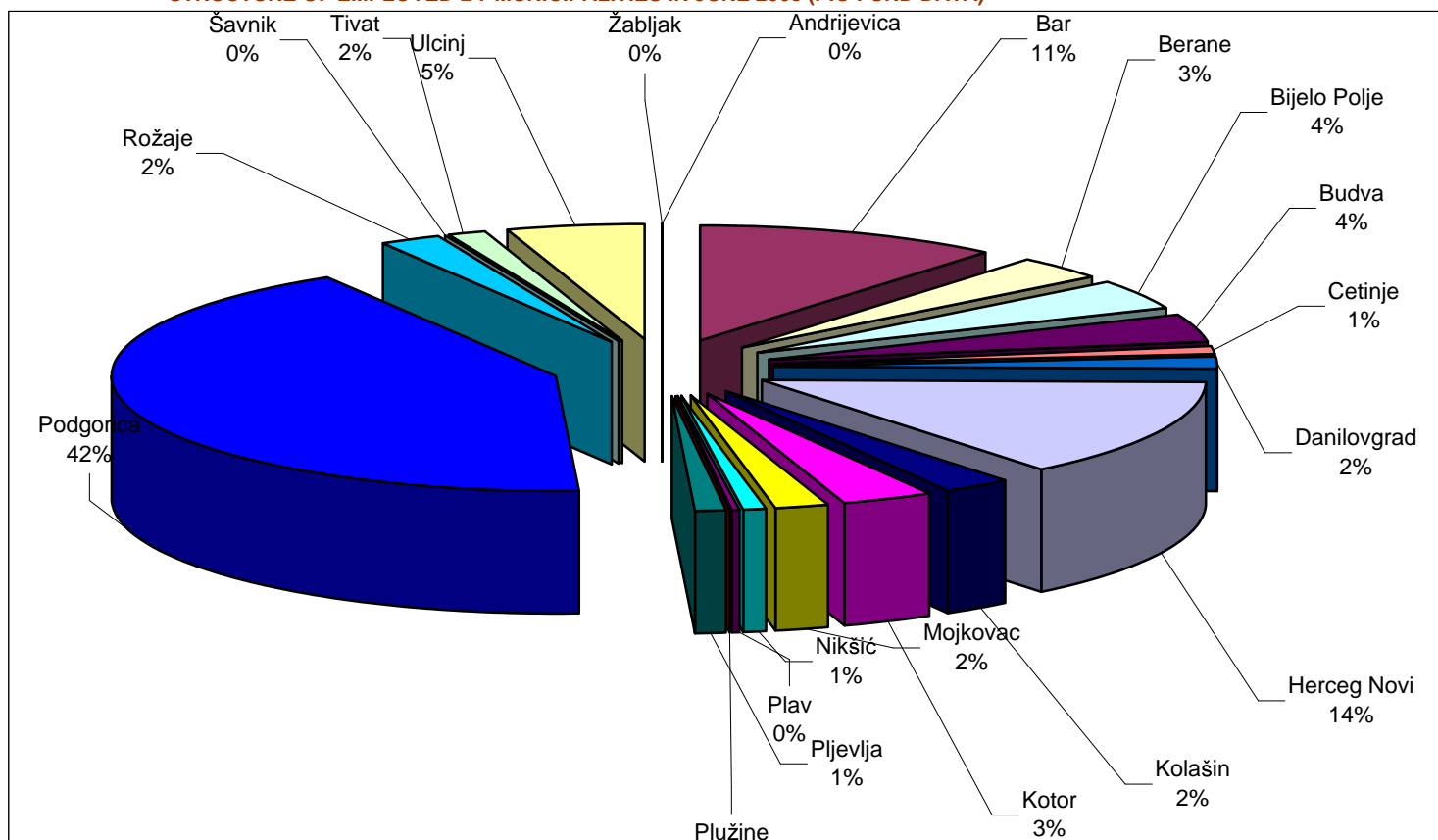
STRUCTURE OF ANNOUNCED VACANCIES BY EMPLOYMENT CONTRACT TYPE IN JUNE 2008



Mjesečni statistički bilten

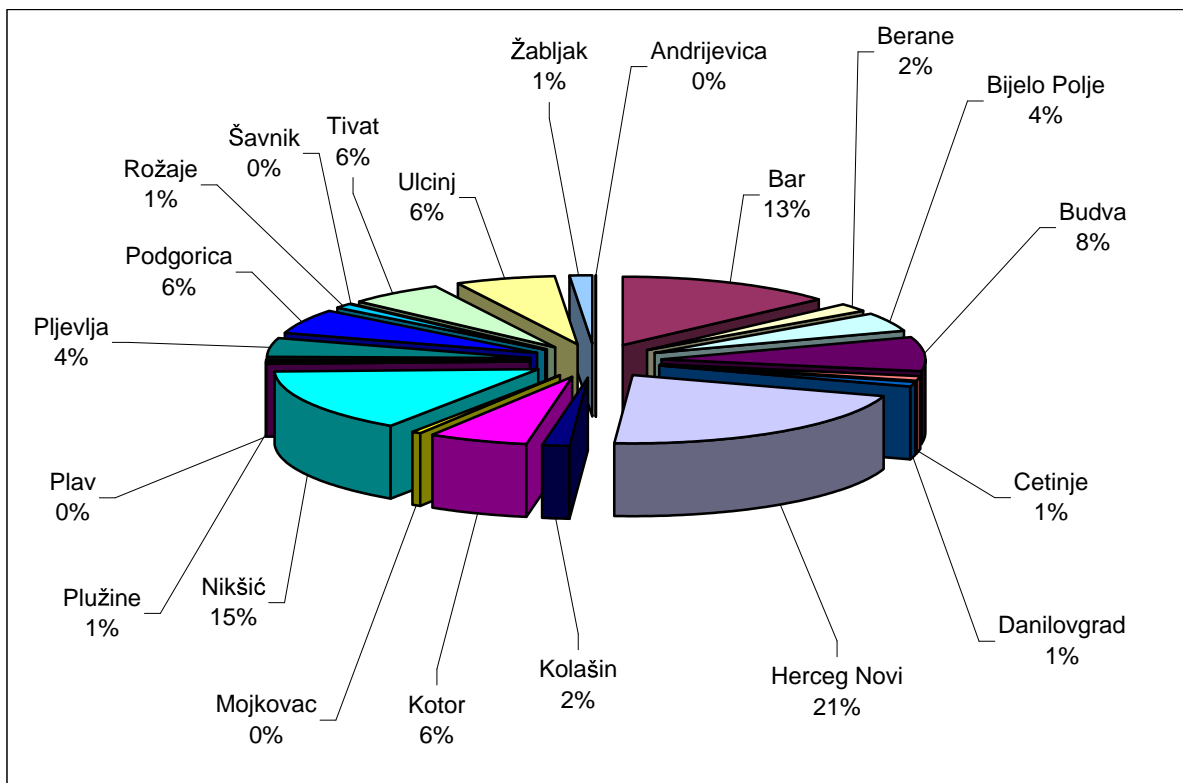
Jun 2008. godine

Redni broj --- Row number	Opština --- Municipality	Ukupan broj novozaposlenih lica (podaci Fonda PIO) Total number of newly employed (PIO fund data)	Broj lica zaposlenih posredstvom ZZZCG Number of employed through EAM brokerage	Pripravnici Trainees	Stepen stručne spreme			
					I	II	III	
					Ukupno Total	Ukupno Total	Ukupno Total	Pripravnici Trainees
1.	Andrijevica	3	1	0	0	0	0	0
2.	Bar	544	414	12	118	25	124	0
3.	Berane	159	60	6	9	0	15	0
4.	Bijelo Polje	213	138	4	20	5	43	0
5.	Budva	183	244	0	61	23	96	0
6.	Cetinje	52	39	5	6	0	5	0
7.	Danilovgrad	91	33	8	9	1	6	0
8.	Herceg Novi	684	653	7	80	148	261	1
9.	Kolašin	122	52	0	9	2	24	0
10.	Kotor	162	190	8	18	12	76	1
11.	Mojkovac	86	10	2	1	0	5	0
12.	Nikšić	43	472	38	32	11	172	3
13.	Plav	16	2	0	0	0	1	0
14.	Plužine	1	17	8	2	0	7	0
15.	Pljevlja	50	139	12	21	3	44	0
16.	Podgorica	2082	183	6	17	2	40	0
17.	Rožaje	101	33	3	13	0	11	0
18.	Šavnik	0	0	0	0	0	0	0
19.	Tivat	78	178	2	36	10	72	0
20.	Ulcinj	240	191	3	69	2	56	0
21.	Žabljak	0	43	0	11	1	5	0
Ukupno --- Total		4910	3092	124	532	245	1063	5



Educational level											
IV		V		VI		VII-1		VII-2		VIII	
Ukupno Total	Pripravnici Trainees	Ukupno Total	Pripravnici Trainees	Ukupno Total	Pripravnici Trainees	Ukupno Total	Pripravnici Trainees	Ukupno Total	Pripravnici Trainees	Ukupno Total	Pripravnici Trainees
0	0	0	0	1	0	0	0	0	0	0	0
110	1	2	0	12	1	23	10	0	0	0	0
23	0	0	0	6	0	7	6	0	0	0	0
58	1	0	0	5	1	7	2	0	0	0	0
56	0	0	0	4	0	4	0	0	0	0	0
13	0	1	0	4	0	10	5	0	0	0	0
9	2	2	0	1	1	5	5	0	0	0	0
123	1	2	0	15	0	23	5	1	0	0	0
16	0	0	0	0	0	1	0	0	0	0	0
60	1	1	0	5	0	17	6	1	0	0	0
3	1	0	0	1	1	0	0	0	0	0	0
186	2	1	0	25	10	45	23	0	0	0	0
0	0	0	0	1	0	0	0	0	0	0	0
5	6	0	0	0	0	3	2	0	0	0	0
49	0	2	0	6	3	13	9	1	0	0	0
98	3	1	0	7	1	17	2	0	0	1	0
7	1	0	0	1	1	1	1	0	0	0	0
0	0	0	0	0	0	0	0	0	0	0	0
42	0	1	0	6	0	11	2	0	0	0	0
38	1	0	0	6	0	20	2	0	0	0	0
22	0	0	0	1	0	3	0	0	0	0	0
918	20	13	0	107	19	210	80	3	0	1	0

BROJ ZAPOSLENIH LICA POSREDSTVOM ZAVODA ZA ZAPOSŁJAVANJE U MJESECU JUNU 2008. GODINE **G 20**
 NUMBER OF PERSONS EMPLOYED THROUGH EAM BROKERAGE IN JUNE 2008



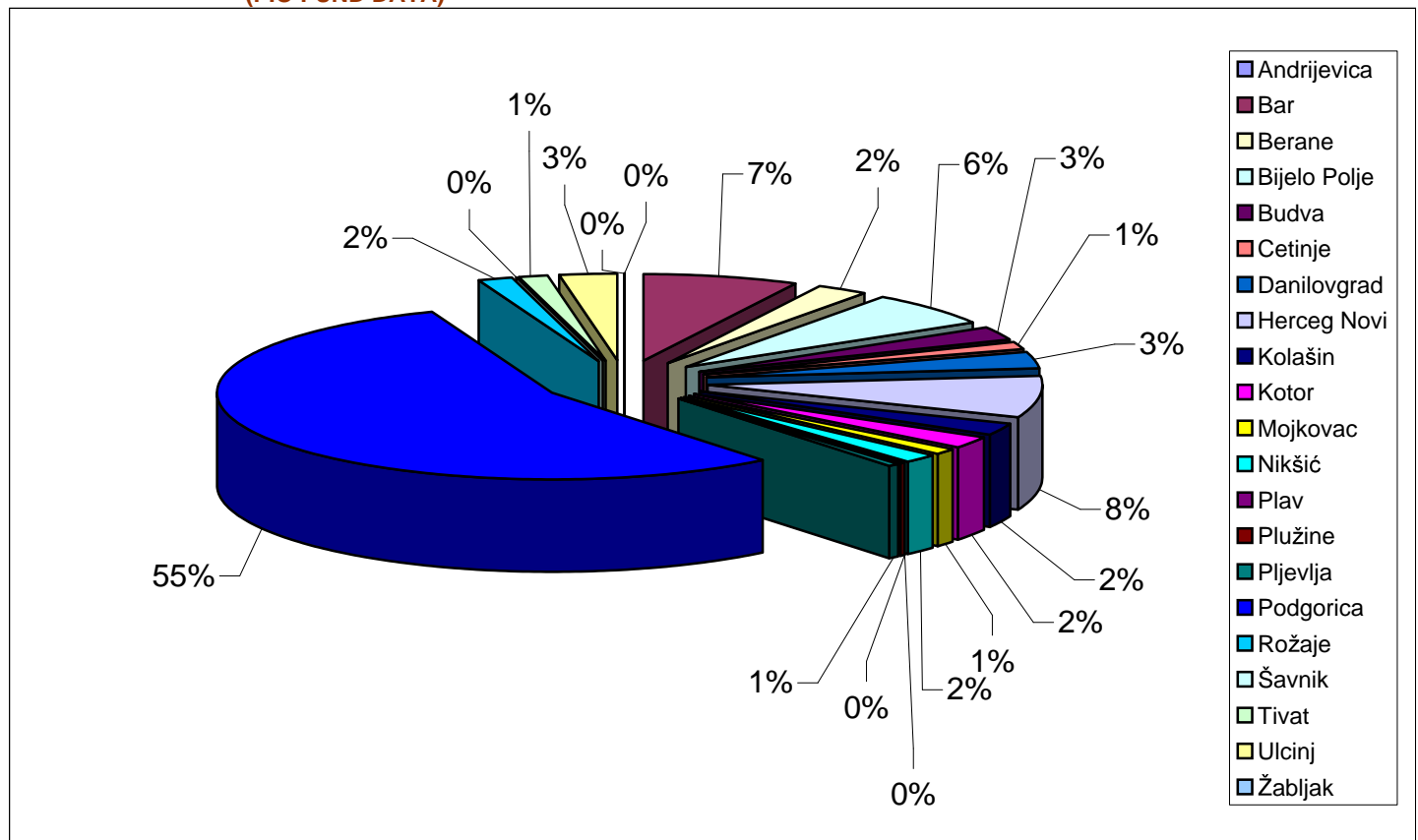
T 12-1

PREGLAD ZASNIIVANJA RADNOG ODNOSA PREMA OPŠTINAMA, STRUČNOJ SPREMI I POLU U PERIODU JANUAR - JUN 2008. GODINE EMPLOYED BY MUNICIPALITIES, EDUCATIONAL LEVEL AND GENDER IN THE PERIOD JANUARY - JUNE 2008

Redni broj ---- Row number	Opština ---- Municipality	Ukupan broj novozaposlenih lica (podaci Fonda PIO) Total number of newly employed (PIO fund data)	Broj lica zaposlenih posredstvom ZZZCG Number of employed through EAM brokerage	Pripravnici Trainees	Stepen stručne spreme			
					I	II	III	
					Ukupno Total	Ukupno Total	Ukupno Total	Pripravnici Trainees
1.	Andrijevica	25	20	6	1	0	2	0
2.	Bar	1420	1399	36	365	73	395	1
3.	Berane	467	240	30	39	0	49	0
4.	Bijelo Polje	1194	785	46	102	22	252	1
5.	Budva	516	895	2	212	50	314	0
6.	Cetinje	264	182	25	27	2	30	1
7.	Danilovgrad	550	266	26	78	8	64	0
8.	Herceg Novi	1491	1554	38	199	245	541	2
9.	Kolašin	403	257	5	38	14	102	0
10.	Kotor	467	663	27	81	30	222	1
11.	Mojkovac	196	102	6	7	0	52	0
12.	Nikšić	301	2048	115	164	54	702	3
13.	Plav	36	11	3	0	0	3	0
14.	Plužine	3	35	9	3	0	19	0
15.	Pljevlja	129	773	44	110	23	265	1
16.	Podgorica	10479	4190	274	560	100	970	4
17.	Rožaje	326	183	35	59	1	50	0
18.	Šavnik	1	1	0	0	0	0	0
19.	Tivat	241	605	11	93	48	217	0
20.	Ulcinj	551	563	24	175	14	160	2
21.	Žabljak	0	76	6	18	1	12	0
Ukupno ---- Total		19060	14848	768	2331	685	4421	16

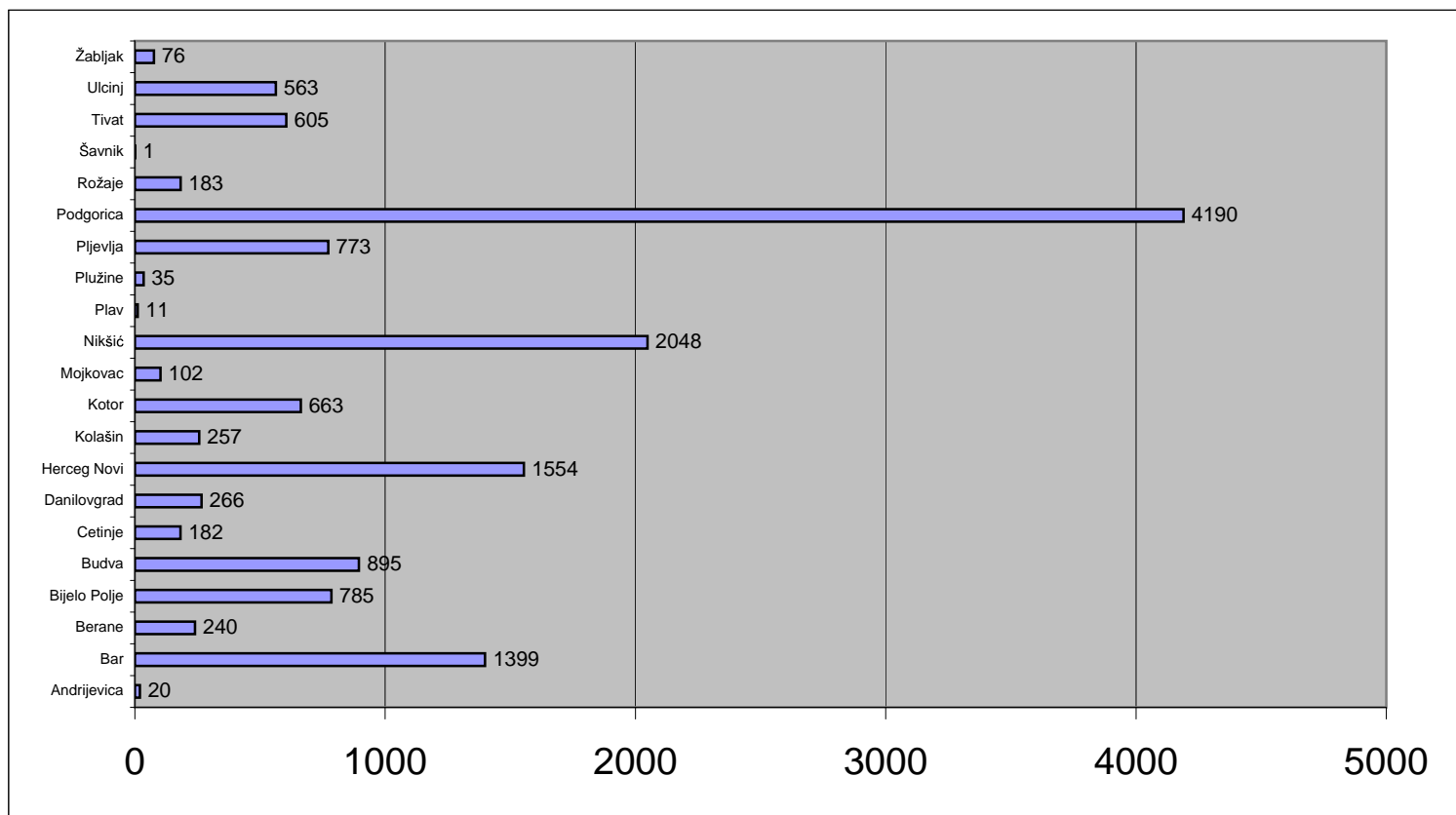
G 20-1

STRUKTURA ZASNIIVANJA RADNOG ODNOSA PREMA OPŠTINAMA U PERIODU JANUAR - JUN 2008. GODINE (PODACI FONDA PIO) STRUCTURE OF EMPLOYED BY MUNICIPALITIES IN THE PERIOD JANUARY-JUNE 2008 (PIO FUND DATA)

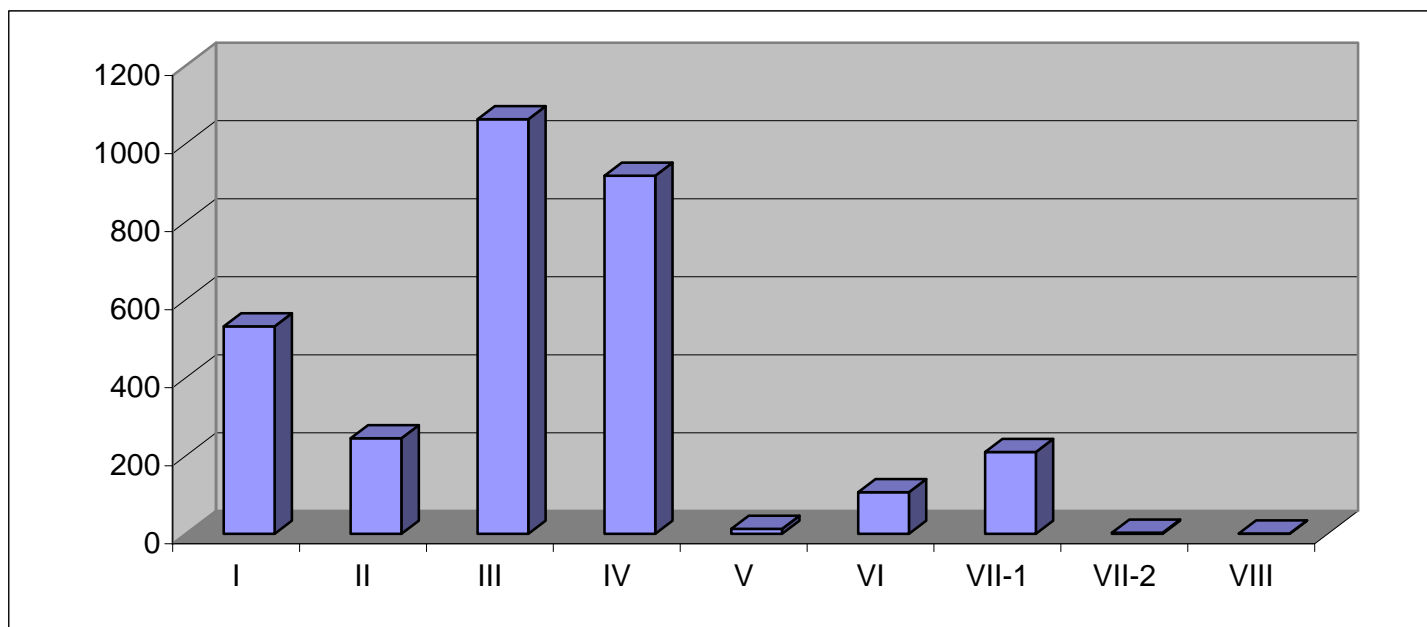


Educational level											
IV		V		VI		VII-1		VII-2		VIII	
Ukupno Total	Pripravnici Trainees	Ukupno Total	Pripravnici Trainees	Ukupno Total	Pripravnici Trainees	Ukupno Total	Pripravnici Trainees	Ukupno Total	Pripravnici Trainees	Ukupno Total	Pripravnici Trainees
8	1	0	0	2	0	7	5	0	0	0	0
407	7	5	0	64	6	90	22	0	0	0	0
102	4	0	0	12	2	38	24	0	0	0	0
290	14	0	0	52	6	67	25	0	0	0	0
244	0	8	0	26	0	40	2	1	0	0	0
72	4	2	0	15	4	34	16	0	0	0	0
76	4	2	0	5	1	33	21	0	0	0	0
383	3	6	0	80	10	97	23	3	0	0	0
90	2	0	0	4	1	9	2	0	0	0	0
232	5	3	0	27	1	66	20	2	0	0	0
29	1	1	0	3	2	10	3	0	0	0	0
833	11	8	0	83	16	203	85	1	0	0	0
6	3	0	0	1	0	1	0	0	0	0	0
9	6	0	0	0	0	4	3	0	0	0	0
267	7	10	0	20	3	77	33	1	0	0	0
1792	55	22	0	134	16	600	198	11	1	1	0
43	11	0	0	11	8	19	16	0	0	0	0
1	0	0	0	0	0	0	0	0	0	0	0
175	2	5	0	30	1	36	7	1	1	0	0
137	3	2	0	17	1	58	18	0	0	0	0
35	1	0	0	3	1	7	4	0	0	0	0
5231	144	74	0	589	79	1496	527	20	2	1	0

BROJ ZAPOSLENIH LICA POSREDSTVOM ZAVODA ZA ZAPOŠLJAVANJE U PERIODU JANUAR - JUN 2008. GODINE | **G 20-2**
NUMBER OF PERSONS EMPLOYED THROUGH EAM BROKERAGE IN THE PERIOD JANUARY - JUNE 2008



Djelatnost	UKUPNO TOTAL	Pripravnici Trainees	Stepen stručne spreme			
			I	II	III	
			Ukupno Total	Ukupno Total	Ukupno Total	Pripravnici Trainees
A Poljoprivreda, lov i šumarstvo	12	1	1	0	3	0
B Ribarstvo	14	0	5	1	6	0
V Vađenje ruda i kamena	51	13	11	1	15	0
G Prerađivačka industrija	309	5	75	13	121	0
D Proizvodnja i snadbijevanje električnom energijom, gasom i vodom	14	7	2	0	0	0
Đ Građevinarstvo	112	4	24	7	40	1
E Trgovina na veliko i trgovina malo; opravka motornih vozila, motocikla i predmeta za ličnu upotrebu i domaćinstvo	1071	5	182	79	398	0
Ž Hoteli i restorani	695	3	163	101	271	0
Z Saobraćaj, skladištenje i veze	234	3	25	8	74	0
I Finansijsko posredovanje	21	0	1	0	0	0
J Aktivnosti u vezi sa nekretninama, iznajmljivanje i poslovne aktivnosti	192	10	19	12	64	2
K Državna uprava i odbrana; obavezno socijalno osiguranje	37	7	2	5	0	0
L Obrazovanje	81	49	2	1	16	2
LJ Zdravstveni i socijalni rad	76	14	5	5	5	0
M Ostale komunalne , društvene i lične uslužne aktivnosti	173	3	15	12	50	0
N Privatna domaćinstva sa zaposlenim licima	0	0	0	0	0	0
NJ Eksteritorijalne organizacije i tijela	0	0	0	0	0	0
UKUPNO	3092	124	532	245	1063	5



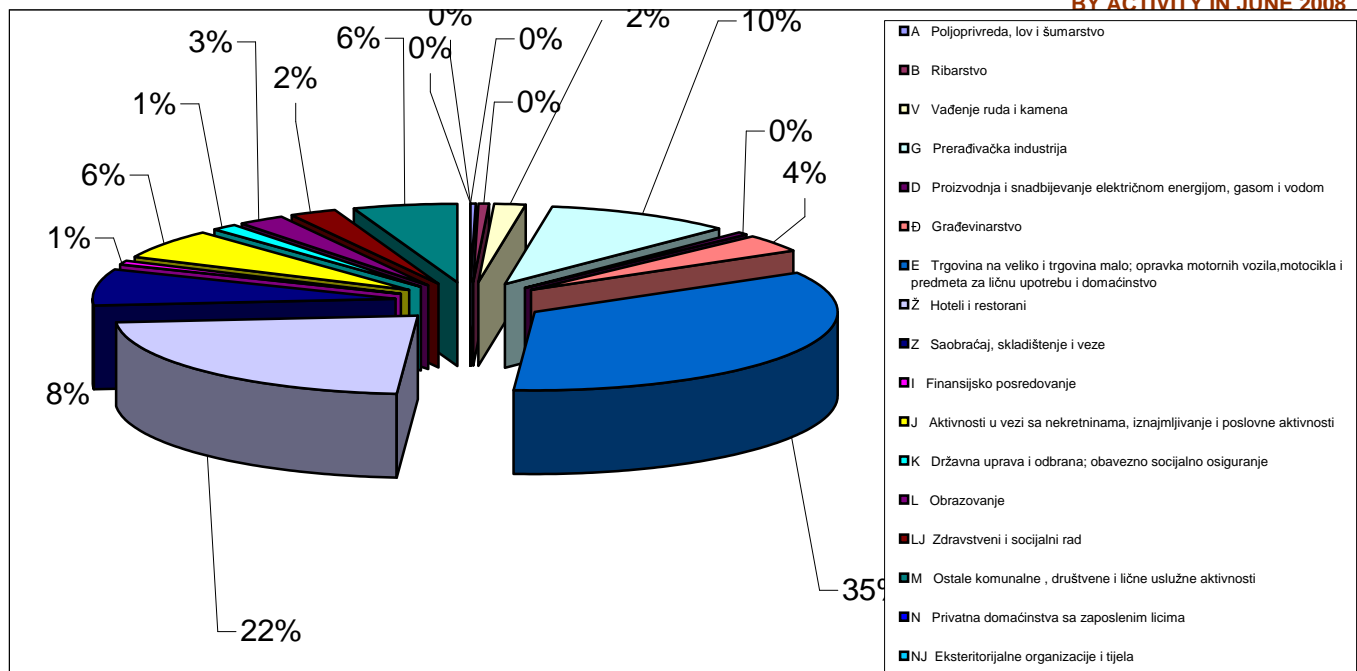
Educational level												Sector of economic activity
IV		V		VI		VII-1		VII-2		VIII		
Ukupno Total	Pripravnici Trainees	Ukupno Total	Pripravnici Trainees	Ukupno Total	Pripravnici Trainees	Ukupno Total	Pripravnici Trainees	Ukupno Total	Pripravnici Trainees	Ukupno Total	Pripravnici Trainees	
6	0	0	0	1	1	1	0	0	0	0	0	A. Agriculture, hunting and forestry
2	0	0	0	0	0	0	0	0	0	0	0	B. Fishing
8	1	0	0	4	4	12	8	0	0	0	0	C. Mine and stone extraction
75	1	1	0	3	0	21	4	0	0	0	0	D. Manufacturing industry
10	5	0	0	0	0	2	2	0	0	0	0	E. El.power, gas and water production and supply
27	1	1	0	4	0	9	2	0	0	0	0	F. Construction
351	2	3	0	29	0	29	3	0	0	0	0	G. Wholesale and retail trade; repair of motor vehicles, motorcycles and personal and household devices
137	1	2	0	8	0	13	2	0	0	0	0	H. Hotels and restaurants
94	1	3	0	17	0	12	2	0	0	1	0	I. Transportation, storage and communication
11	0	0	0	3	0	6	0	0	0	0	0	J. Finance brokerage
69	0	0	0	9	2	19	6	0	0	0	0	K. Real-estate, renting and business activities
12	0	1	0	4	1	13	6	0	0	0	0	L. Public administration and defense; mandatory social insurance
8	1	1	0	10	10	43	36	0	0	0	0	M. Education
34	6	0	0	5	1	19	7	3	0	0	0	N. Health care and social work
74	1	1	0	10	0	11	2	0	0	0	0	O. Other communal, social and personal service activities
0	0	0	0	0	0	0	0	0	0	0	0	P. Private households with employed persons
0	0	0	0	0	0	0	0	0	0	0	0	Q. Extra-territorial organizations and bodies
918	20	13	0	107	19	210	80	3	0	1	0	Total

STRUKTURA ZASNIVANJA RADNOG ODNOSA POSREDSTVOM ZZZCG
PO DJELATNOSTIMA U MJESECU JUNU 2008. GODINE

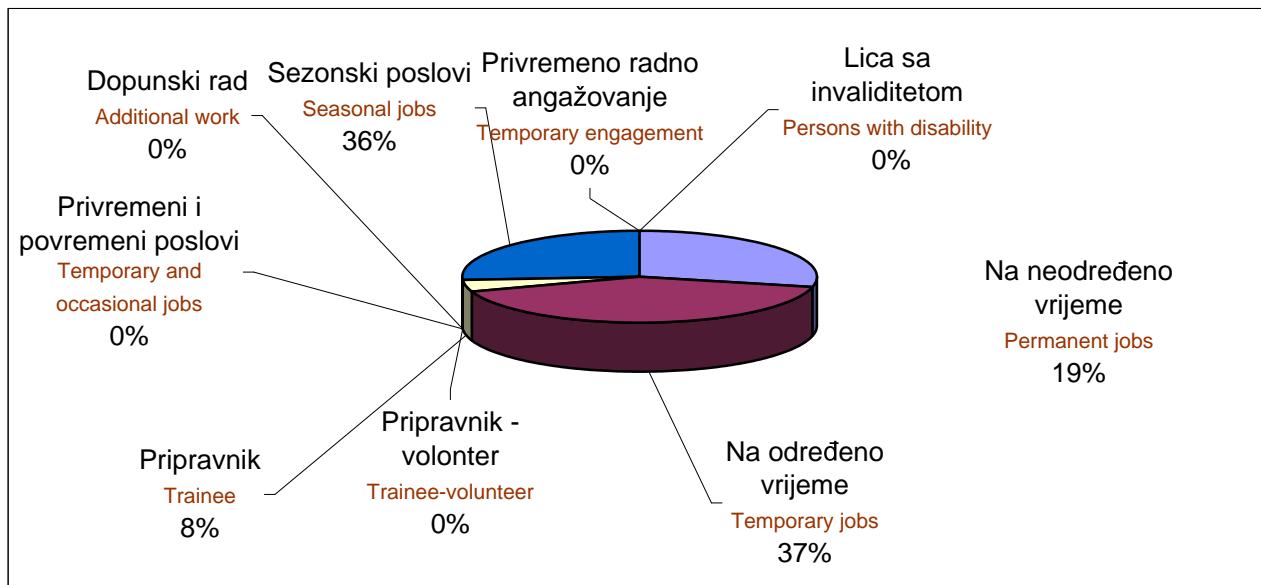
G 22

STRUCTURE OF EMPLOYED THROUGH EAM BROKERAGE

BY ACTIVITY IN JUNE 2008



Vrsta radnog odnosa - angažovanja	UKUPNO TOTAL	Način zapošljavanja Type of recruitment			Type of employment-recruitment
		Iz radnog odnosa Labour based	Sa evidencije nezaposlenih lica From the register of unemployed	Ostalo Other	
Na neodređeno vrijeme	888	12	555	321	Indefinite term
Na određeno vrijeme	1271	31	991	249	Fixed term
Pripravnik	124	0	118	6	Trainee
Pripravnik - volonter	0	0	0	0	Trainee volunteer
Dopunski rad	2	0	2	0	Additional work
Privremeni i povremeni poslovi	0	0	0	0	Temporary and occasional jobs
Sezonski poslovi	806	5	323	478	Seasonal jobs
Privremeno radno angažovanje	1	0	0	1	Temporary work
Lica sa invaliditetom	0	0	0	0	Persons with disability
UKUPNO	3092	48	1989	1055	TOTAL



THE MOST DEMANDED OCCUPATIONS BY REGISTERED NEEDS IN JUNE 2008

Šifra zanimanja	Zanimanje	Broj traženih radnika Number of vacancies	Occupation
109900	Lica bez zanimanja i stručne sprema (I SSS - NK)	1280	Persons without occupation or degree (I - unskilled)
306400	Prodavac (III SSS i KV)	617	Salesman (III and skilled)
306513	Kelner	412	Waiter III
406513	Konobar	155	Waiter IV
406700	Ekonomski tehničar (IV SSS)	147	Technician in business administration (IV)
305600	Vozač drumskog vozila (III SSS i KV)	144	Road vehicle driver (III and skilled)
306517	Točilac pića	135	Beverage pourer
306515	Kuvar jednostavnih jela	131	Simple dishes cook
206500	Pomoćni ugostitelj (II SSS i PK)	125	Auxiliary hotel-keeper (II and semi-skilled)
716800	Diplomirani pravnik (VII/1 SSS)	93	Lawyer (VII/1)
408201	Maturant gimnazije (IV SSS)	92	Graduate from comprehensive grammar school (IV)
716700	Diplomirani ekonomista za opštu ekonomiju, bankarstvo i finansije (VII/1 SSS)	88	Economist for general economics, banking and finance (VII/1)
406435	Prodavac mješovite robe	84	Salesman of various goods
406400	Trgovacki tehničar (IV SSS)	77	Technician in trade (IV)
106401	Trgovinski manipulant	66	Dealer in trade
206400	Rukovalac robom - pomoćni prodavac (II SSS i PK)	65	Goods operator - auxiliary salesman (II and semi-skilled)
406515	Kuvar	63	Cook
206522	Sobarica	57	Chambermaid
306500	Ugostitelj (III SSS i KV)	52	Hotel-keeper (III and skilled)
409903	SSS tehnickog smjera	50	Secondary education - technical sciences
715200	Diplomirani inženjer građevinarstva (VII/1 SSS)	49	Engineer in civil engineering (VII/1)
406523	Recepcionar	46	Receptionist
206515	Pomoćni kuvar	43	Auxiliary cook
305604	Vozač teretnjaka	41	Cargo vehicle driver
406427	Prodavac naftnih derivata i gasa	40	Salesman of oil products and gas
715100	Diplomirani inženjer arhitekture (VII/1 SSS)	38	Engineer in architecture (VII/1)
306703	Inkasant	38	Cash-desk worker
104502	Čistac prostorija	33	Premises sweeper
405600	Tehničar drumskog saobraćaja (IV SSS)	32	Technician in road transportation (IV)
409200	Farmaceutski tehničar (IV SSS)	30	Technician in pharmaceuticals (IV)
301836	Zavarivač - rezač gasom	28	Welder - cutter using gas
301813	Bravar	28	Locksmith
409002	Medicinska sestra	26	Nurse
406500	Turistički i ugostiteljski tehničar (IV SSS)	26	Technician in tourism and hospitality (IV)
204504	Perač rublja	26	Lauderer
409101	Stomatološka sestra	25	Nurse in dentistry
205200	Pomoćni građevinski radnik (II SSS i PK)	25	Auxiliary construction worker (II and semi-skilled)
106501	Ugostiteljsko - turistički manipulant	25	Dealer in hospitality and tourism
405200	Građevinski tehničar (IV SSS)	24	Technician in construction (IV)
207201	Čuvar	24	Guard
711800	Diplomirani mašinski inženjer (VII/1 SSS)	23	Engineer in mechanical engineering (VII/1)
406453	Komercijalni tehničar	23	Technician in sales
206506	Pripremač pica	23	Pizza preparation worker
616700	Ekonomista za finansije, računovodstvo i bankarstvo (VI/1 SSS)	21	Economist for finance, accounting and banking (VI/1)
712600	Diplomirani inženjer elektrotehnike za elektroniku (VII/1 SSS)	20	Engineer in el. engineering for electronics (VII/1)
305231	Rukovalac jednostavnim građevinskim mašinama	20	Operator of simple construction machines
300513	Mesar	20	Butcher
716710	Diplomirani ekonomista	19	Economist (VII/1)
716600	Diplomirani menadžer (VII/1 SSS)	19	Manager (VII/1)

OCCUPATIONS WITH THE HIGHEST UNEMPLOYMENT FREQUENCY IN JUNE 2008

Šifra zanimanja - Occupation code	Zanimanje	Broj radnika Number of workers	Occupation
109900	Lica bez zanimanja i stručne spreme (I SSS - NK)	6367	Persons without occupation or degree (I - unskilled)
306400	Prodavac (III SSS i KV)	1230	Salesman (III and skilled)
408201	Maturant gimnazije (IV SSS)	989	Graduate from comprehensive grammar school (IV)
406700	Ekonomski tehničar (IV SSS)	958	Technician in business administration (IV)
302220	Automehaničar	690	Car body mechanic
306513	Kelner	617	Waiter (III)
306411	Prodavac robe svakodnevne potrošnje	532	Salesman of goods for everyday consumption
402000	Mašinski tehničar - konstruktor (IV SSS)	520	Technician in mechanical engineering- constructor (IV)
306515	Kuvar jednostavnih jela	463	Simple dishes cook
301813	Bravar	384	Locksmith
302200	Mehaničar, mašinista, mašinbravar (III SSS i KV)	375	Mechanic, machinist, mechanical locksmith (III and skilled)
301801	Metalostrugar	349	Metalsmith
402100	Mašinski tehničar - tehnolog (IV SSS)	313	Technician in mechanical engineering - technologist (IV)
716800	Diplomirani pravnik (VII/1 SSS)	267	Lawyer (VII/1)
305600	Vozač drumskog vozila (III SSS i KV)	267	Road vehicle driver (III and skilled)
406531	Turistički tehničar	246	Technician in tourism
406400	Trgovacki tehničar (IV SSS)	244	Technician in trade (IV)
207111	Pomoćni daktilograf	231	Auxiliary typewriter
617501	Vaspitač predškolske djece	223	Pre-school children teacher
406453	Komercijalni tehničar	219	Technician in sales
616700	Ekonomista za finansije, računovodstvo i bankarstvo (VI/1 SSS)	215	Economist for finance, accounting and banking (VI/1)
302564	Autoelektričar	210	Car electrician
302500	Elektromehaničar (III SSS i KV)	208	Electro-mechanic (III and skilled)
402400	Elektrotehničar energetike (IV SSS)	192	Electro-technician in energy (IV)
309640	Frizer za žene	185	Hairdresser for women
302431	Elektroinstalater	184	Electric devices installer
716700	Diplomirani ekonomista za opštu ekonomiju, bankarstvo i finansije (VII/1 SSS)	176	Economist for general economics, banking and finance (VII/1)
406500	Turistički i ugostiteljski tehničar (IV SSS)	160	Technician in tourism and hospitality (IV)
409002	Medicinska sestra	155	Nurse
405600	Tehničar drumskog saobraćaja (IV SSS)	146	Technician in road transportation (IV)
402200	Mašinski tehničar - tehnolog održavanja mašina (IV SSS)	146	Technician in mech. engineering - technologist for machine maintenance (IV)
304023	Šivač konfekcije	143	Readywear sewer
401000	Tehničar prerade i obrade drveta (IV SSS)	140	Technician in wood processing and manufacturing (IV)
307111	Daktilograf	138	Typewriter
405200	Građevinski tehničar (IV SSS)	137	Technician in construction (IV)
402600	Elektrotehničar elektronike (IV SSS)	136	Electro-technician in electronics (IV)
402800	Elektrotehničar za računare (IV SSS)	131	Electro-technician for computers (IV)
205602	Vozač lakih motornih vozila	131	Driver of light motor vehicles
302201	Mašinski mehaničar	129	Machine mechanic
403101	Hemijski tehničar	128	Technician in chemistry
408200	Maturant gimnazije jezičkog ili društvenog smjera (IV SSS)	125	Graduate from comprehensive grammar school - languages or social sciences (IV)
406515	Kuvar	124	Cook
616500	Ekonomista za turizam i viši ugostitelj (VI/1 SSS)	122	Economist for tourism and senior hotel-keeper (VI/1)
204001	Pomoćnik konfektionara	121	Assistant to readywear maker
304000	Krojač i konfektionar (III SSS i KV)	118	Tailor and readywear maker (III and skilled)
402700	Elektrotehničar za telekomunikacije (IV SSS)	116	Electro-technician for telecommunications (IV)
301035	Stolar za montažu, opravke i održavanje	115	Carpenter for assembling, repair and maintenance
408800	Kulturološki tehničar (IV SSS)	114	Technician in culturology (IV)
409100	Stomatološki - zubni tehničar (IV SSS)	113	Technician in dentistry (IV)
406721	Knjigovođa	112	Book-keeper

Mjesečni statistički bilten

Jun 2008. godine

T 16

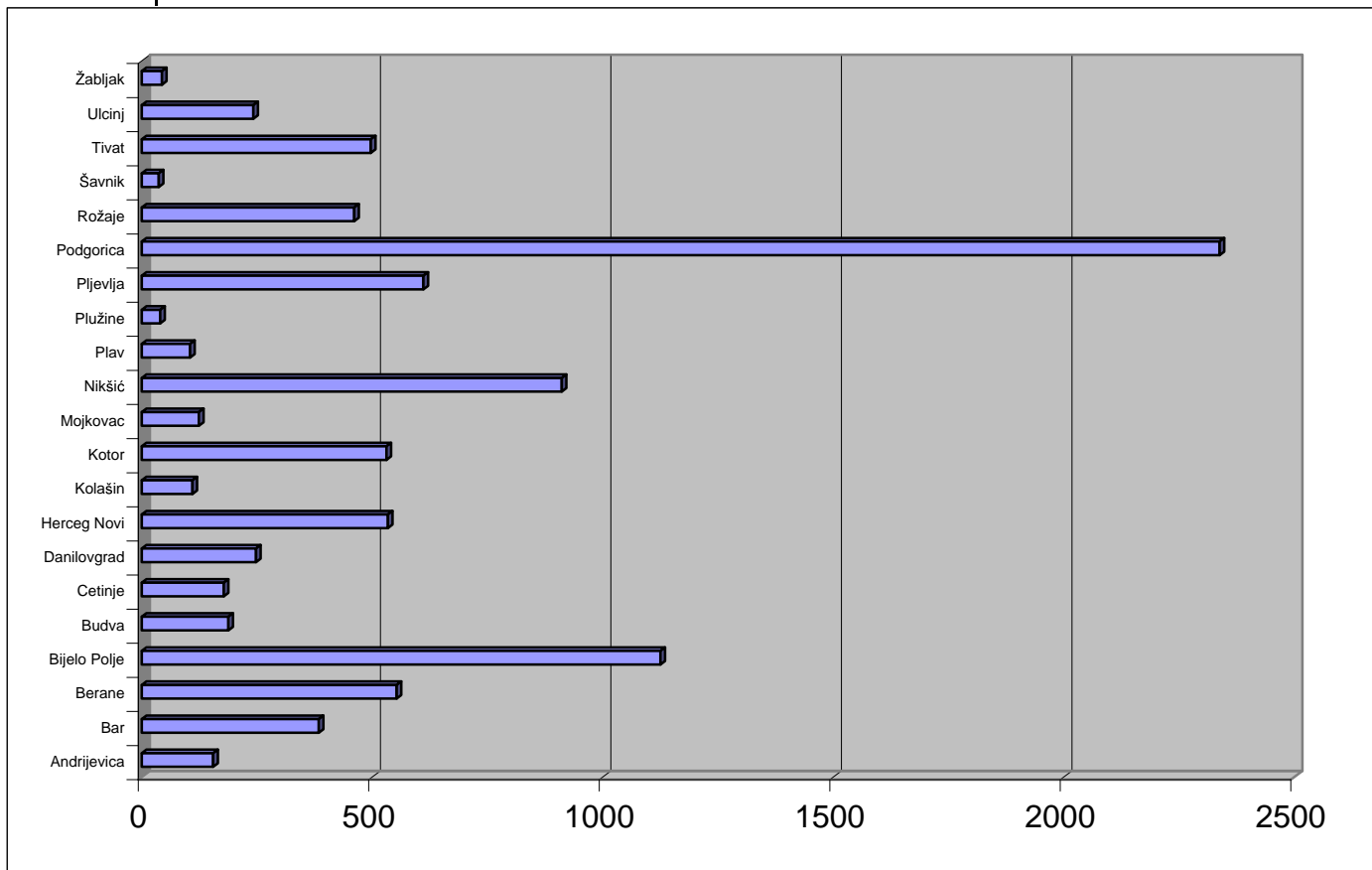
PREGLED BROJA ISPLATA NOVČANE NAKNADE I IZNOS ISPLAĆENIH SREDSTAVA PREMA OPŠTINAMA, STRUČNOJ SPREMI I POLU U MJESECU JUNU 2008. GODINE

NUMBER OF UNEMPLOYMENT BENEFITS PAID OFF AND AMOUNT OF PAID FUNDS BY MUNICIPALITIES, EDUCATIONAL LEVEL AND GENDER IN JUNE 2008

Redni broj ---- Row number	Opština ---- Municipality	Iznos sredstava Amount	Broj isplata Number of claimants	Žene Women	Stepen stručne spreme					
					I		II		III	
					Ukupno ---- Total	Žene ---- Women	Ukupno ---- Total	Žene ---- Women	Ukupno ---- Total	Žene ---- Women
1.	Andrijevica	8091,22	155	52	49	17	0	0	66	21
2.	Bar	16375,46	384	220	91	35	53	29	88	63
3.	Berane	26434,51	553	131	233	34	0	0	239	66
4.	Bijelo Polje	36101,90	1125	420	427	163	92	48	405	124
5.	Budva	8965,80	188	70	28	15	30	7	65	20
6.	Cetinje	8035,77	178	82	49	27	8	5	70	31
7.	Danilovgrad	13052,82	248	74	52	7	8	3	103	29
8.	Herceg Novi	32025,51	534	184	25	2	77	22	206	61
9.	Kolašin	6177,39	110	27	44	4	4	3	39	12
10.	Kotor	21094,88	531	143	48	8	75	15	198	16
11.	Mojkovac	4343,70	124	31	47	7	9	2	30	12
12.	Nikšić	40438,90	911	358	179	59	88	43	313	114
13.	Plav	4687,99	105	21	37	6	0	0	44	7
14.	Plužine	1309,50	40	11	7	2	5	4	11	1
15.	Pljevlja	22041,87	611	213	144	15	121	41	193	66
16.	Podgorica	110240,33	2338	805	454	105	153	66	846	275
17.	Rožaje	24986,81	461	162	151	47	0	0	181	76
18.	Šavnik	1221,00	37	9	15	3	7	2	7	0
19.	Tivat	32852,10	497	83	38	3	44	14	188	13
20.	Ulcinj	10483,69	242	92	60	20	50	15	61	14
21.	Žabljak	1871,20	44	15	5	0	6	2	21	8
	Ukupno ---- Total	430832,35	9416	3203	2183	579	830	321	3374	1029

G 24

STRUKTURA BROJA ISPLATA NOVČANE NAKNADE U MJESECU JUNU 2008. GODINE STRUCTURE OF NUMBER OF UNEMPLOYMENT BENEFITS PAID OFF IN JUNE 2008

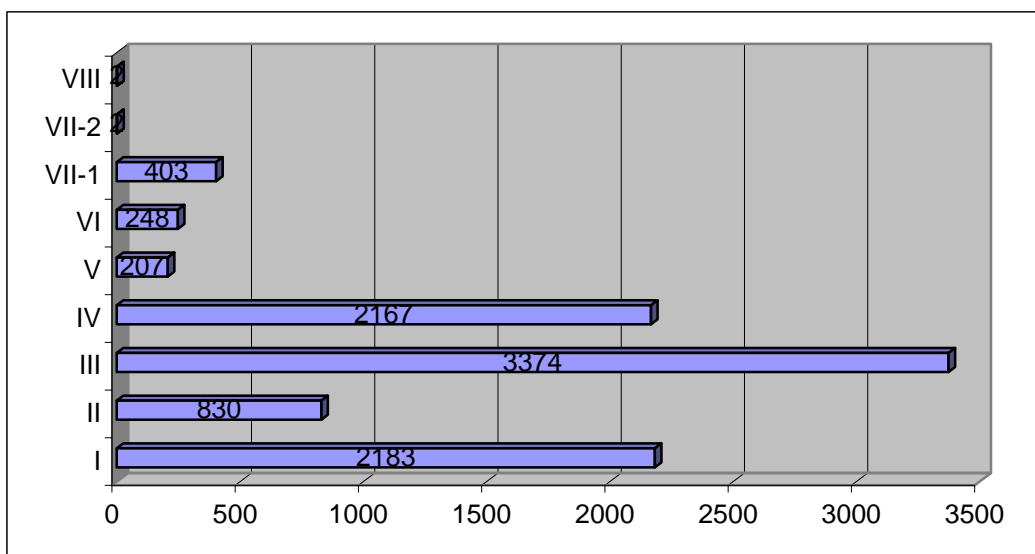


Educational level											
IV		V		VI		VII-1		VII-2		VIII	
Ukupno ---- Total	Žene ---- Women	Ukupno ---- Total	Žene ---- Women	Ukupno ---- Total	Žene ---- Women	Ukupno ---- Total	Žene ---- Women	Ukupno ---- Total	Žene ---- Women	Ukupno ---- Total	Žene ---- Women
27	8	0	0	9	4	4	2	0	0	0	0
125	80	0	0	2	1	25	12	0	0	0	0
54	17	0	0	17	8	10	6	0	0	0	0
153	63	3	1	16	5	29	16	0	0	0	0
55	18	1	1	9	9	0	0	0	0	0	0
44	19	3	0	1	0	2	0	0	0	1	0
62	32	13	1	10	2	0	0	0	0	0	0
158	81	22	3	14	8	30	6	2	1	0	0
22	8	0	0	1	0	0	0	0	0	0	0
136	71	22	7	26	18	26	8	0	0	0	0
29	9	2	0	4	0	3	1	0	0	0	0
243	108	4	2	29	13	55	19	0	0	0	0
18	4	0	0	3	2	3	2	0	0	0	0
14	4	0	0	2	0	1	0	0	0	0	0
123	78	3	1	18	8	9	4	0	0	0	0
623	277	86	5	38	17	137	59	0	0	1	1
74	15	0	0	31	16	24	8	0	0	0	0
8	4	0	0	0	0	0	0	0	0	0	0
123	43	48	2	13	5	43	3	0	0	0	0
65	37	0	0	5	5	1	1	0	0	0	0
11	4	0	0	0	0	1	1	0	0	0	0
2167	980	207	23	248	121	403	148	2	1	2	1

STRUKTURA BROJA ISPLATA NOVČANE NAKNADE PO STEPENU STRUČNE SPREME
U MJESECU JUNU 2008. GODINE

G 25

STRUCTURE OF NUMBER OF UNEMPLOYMENT BENEFITS PAID
OFF BY EDUCATIONAL LEVEL IN JUNE 2008



Redni broj --- Row number	Opština --- Municipality	Ukupno Total	Žene Women	Godine života											
				Do 18 Up to 18		Preko 18 do 25 From 18 to 25		Preko 25 do 30 From 25 to 30		Preko 30 do 40 From 30 to 40		Preko 40 do 50 From 40 to 50		Preko 50 Over 50	
				Ukupno --- Total	Žene --- Women	Ukupno --- Total	Žene --- Women	Ukupno --- Total	Žene --- Women	Ukupno --- Total	Žene --- Women	Ukupno --- Total	Žene --- Women	Ukupno --- Total	Žene --- Women
1.	Andrijevića	340	134	0	0	41	14	31	10	58	33	72	30	138	47
2.	Berane	1850	666	3	2	352	159	209	68	259	98	371	150	656	189
3.	Budva	442	280	0	0	29	18	52	42	89	74	74	49	198	97
4.	Bijelo Polje	3814	1683	10	6	649	287	403	192	612	303	939	513	1201	382
5.	Bar	1298	759	4	2	205	109	178	111	267	192	238	156	406	189
6.	Cetinje	1687	800	0	0	91	47	109	66	202	91	586	320	699	276
7.	Danilovgrad	692	282	3	2	138	58	75	35	108	59	118	55	250	73
8.	Herceg Novi	741	318	2	2	49	22	48	34	85	59	100	54	457	147
9.	Kotor	949	363	0	0	73	24	61	32	118	64	180	79	517	164
10.	Kolašin	639	270	3	1	114	48	62	33	128	61	159	75	173	52
11.	Mojkovac	644	229	3	2	86	29	37	12	92	45	160	84	266	57
12.	Nikšić	3452	1730	12	10	416	197	437	246	749	436	726	401	1112	440
13.	Podgorica	5708	2654	17	7	699	338	648	380	842	538	1050	583	2452	808
14.	Plav	518	162	1	1	112	43	59	21	76	33	121	39	149	25
15.	Plužine	125	50	0	0	24	5	19	8	23	14	19	10	40	13
16.	Pljevlja	2453	1118	2	2	306	132	263	125	489	278	645	357	748	224
17.	Rožaje	1348	416	1	1	257	124	163	62	235	66	323	92	369	71
18.	Šavnik	171	61	0	0	21	9	25	7	36	15	40	15	49	15
19.	Tivat	705	244	2	2	40	18	51	26	79	42	175	66	358	90
20.	Ulcinj	1183	539	3	1	157	89	155	92	279	157	265	135	324	65
21.	Žabljak	329	164	0	0	44	17	57	37	82	50	80	38	66	22
	Ukupno Total	29088	12922	66	41	3903	1787	3142	1639	4908	2708	6441	3301	10628	3446

G 26

STRUKTURA NEZAPOSLENIH LICA PREMA GODINAMA ŽIVOTA U JUNU 2008. GODINE
UNEMPLOYMENT STRUCTURE BY AGE IN JUNE 2008