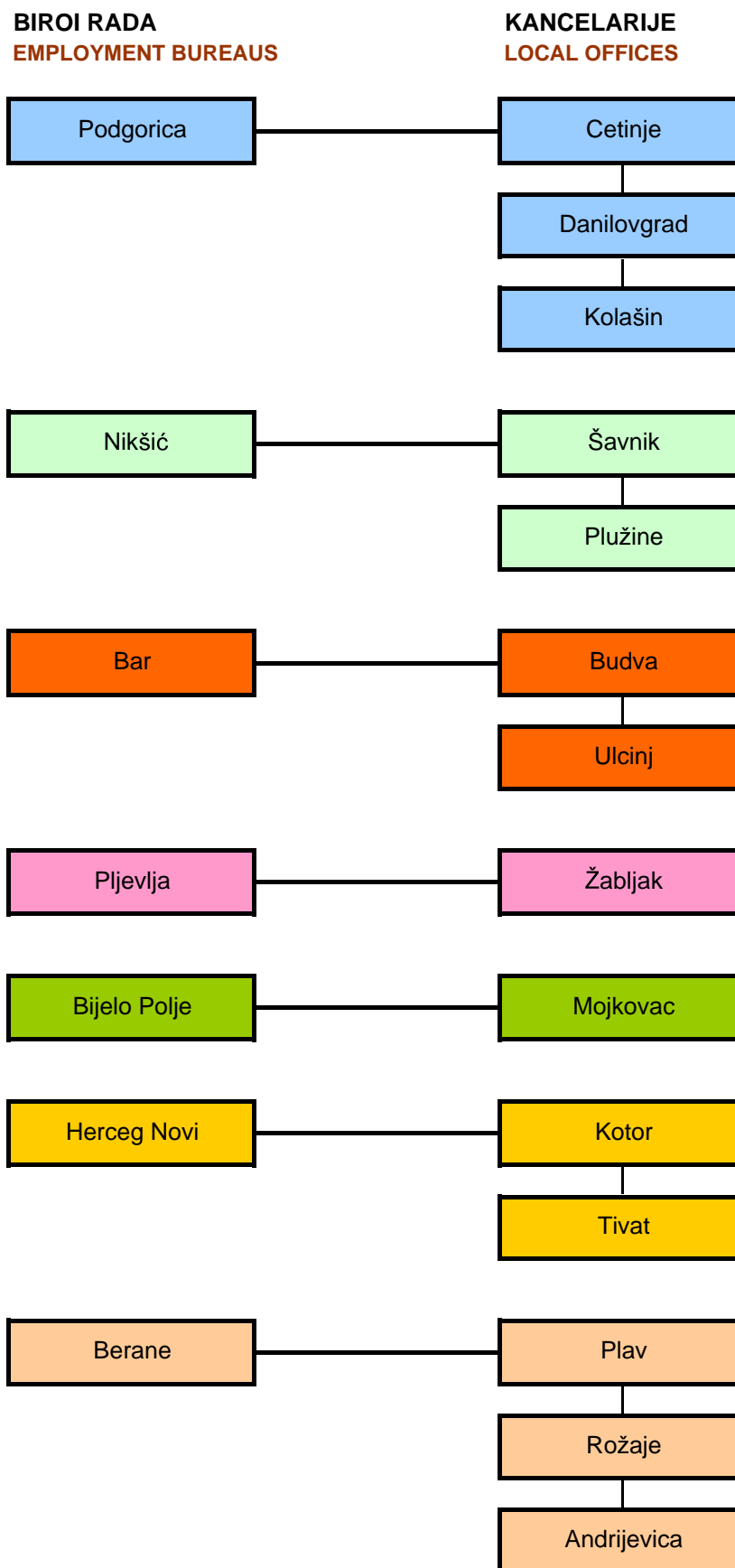


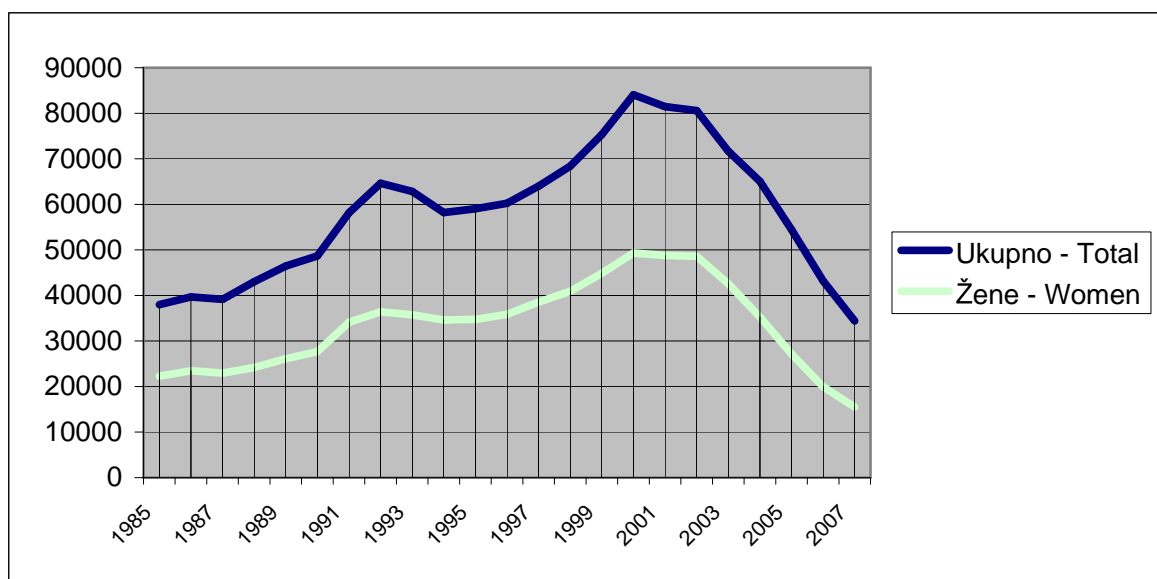
**BIROI RADA SA KANCELARIJAMA ZAVODA ZA ZAPOSŁJAVANJE CRNE GORE  
EMPLOYMENT BUREAUS WITH LOCAL OFFICES OF EAM**





Godina Year	Novo- prijavljeni ----- Newly registered	Zaposleni sa evidencije ZZZCG ----- Employed from register	Prestanak vođenja evidencije ---- Termination of keeping evidence	Nezaposlena lica (prosjeak) Unemployed persons (average)					Prijavljene potrebe za radnicima i pripravnici ----- Registered vacancies
				Ukupno --- Total	Lančani indeks ---- Chain index	Žene --- Women	Prvi put traže zaposlenje ---- First-time job seekers	Korisnici novčane naknade ---- Unemployment benefit claimants	
1985	25824	13536	...	37973	108,86	22297	30331	1296	23480
1986	27180	13764	...	39666	104,45	23479	29825	1698	24791
1987	26508	11832	...	39146	98,68	22938	29141	2024	22579
1988	23804	11168	...	43001	109,84	24166	31031	3751	20807
1989	22620	10469	...	46450	108,02	26112	33623	3807	20579
1990	24792	8816	...	48684	104,80	27667	35712	5179	15547
1991	21292	5832	7789	58144	119,43	34109	34809	5374	14009
1992	26079	5814	...	64632	111,15	36418	36809	5051	11474
1993	19771	3564	...	62818	97,19	35741	36749	2351	10028
1994	17192	4798	...	58188	92,62	34601	34012	1487	13427
1995	23035	5746	17565	59045	101,47	34762	35613	2480	17967
1996	24755	5648	14991	60225	101,99	35852	36610	3479	18540
1997	24124	5044	15332	63995	106,25	38539	38697	3072	16185
1998	24802	4845	15612	68373	106,84	40895	41070	3096	18420
1999	30134	4764	14579	75303	110,13	44892	45939	2686	11457
2000	27129	5815	19982	84061	111,63	49289	50570	2363	16404
2001	25449	7689	19125	81468	96,91	48774	48912	2223	18438
2002	23945	6734	20762	80584	98,91	48618	47766	2533	22243
2003	35533	10681	31646	71679	88,94	42607	41643	2900	32455
2004	35967	15222	37592	65064	90,77	35287	33387	4432	31065
2005	30035	21077	42809	54459	83,70	27152	23010	6137	34994
2006	31561	23463	42969	43190	79,31	19949	14855	7833	48284
2007	26263	31897	34933	34396	79,64	15513	10069	8654	63898

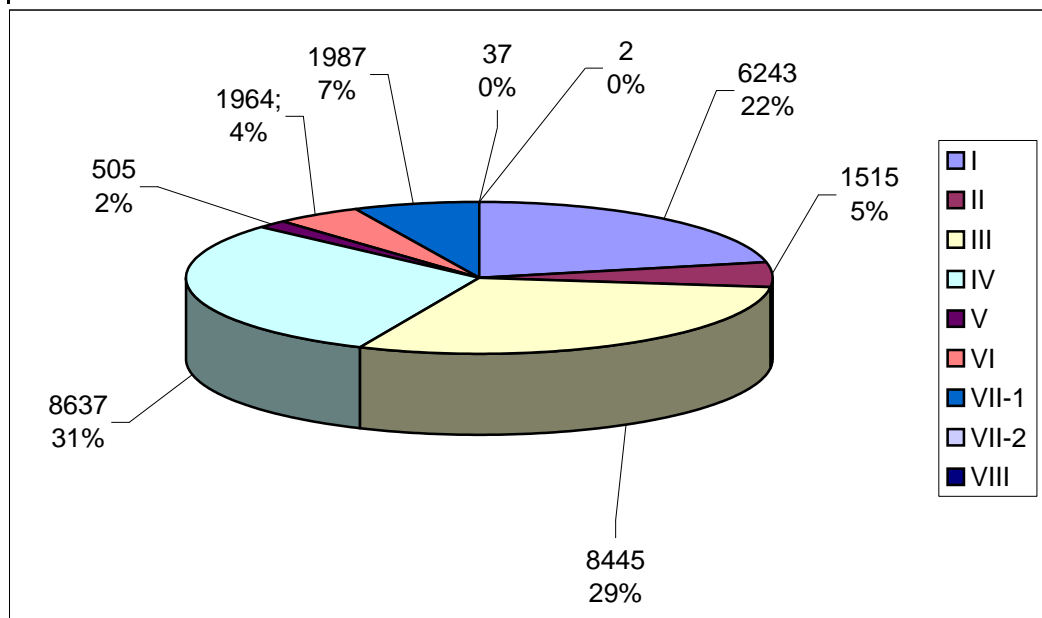
NEZAPOSLENA LICA PREMA POLU OD 1985. DO 2008. GODINE  
UNEMPLOYED PERSONS BY GENDER FROM 1985 TO 2008



Redni broj ---- Row number	Sadržaj	Ukupno Total	Žene Women	Stepen stručne spreme					
				I		II		III	
				Ukupno Total	Žene Women	Ukupno Total	Žene Women	Ukupno Total	Žene Women
1.	<b>NEZAPOSLENI KRAJEM PRETHODNOG MJESECA</b>	29088	12922	6417	2310	1549	688	8685	3152
2.	<b>NOVOPRIJAVLJENI U IZVEŠTAJNOM MJESECU</b>	1868	985	283	137	43	22	381	143
2.1.	Prvi put, nema zapošljavanja	663	356	63	27	2	1	99	33
2.2.	Prvi put, ima zapošljavanja	179	63	42	14	4	1	32	10
2.3.	Nije prvi put, nema zapošljavanja	214	107	46	26	7	5	51	20
2.4.	Nije prvi put, ima zapošljavanja	812	459	132	70	30	15	199	80
3.	<b>RAZLOZI PRESTANKA RADNOG ODNOSA</b>	299	174	85	44	10	8	78	37
3.1.	Likvidacija preduzeća	2	2	0	0	0	0	0	0
3.2.	Pismena izjava zaposlenog da želi da raskine radni odnos (otkaz ugovora o radu)	20	12	7	4	1	1	8	4
3.3.	Ako zaposleni na probnom radu nije postigao odgovarajuće rezultate rada	1	0	0	0	0	0	0	0
3.4.	Isplaćena otpremnina zaposlenom za čijim je radom prestala potreba	22	11	7	2	1	0	4	3
3.5.	Zaključivanje sporazuma s poslodavcem o prestanku radnog odnosa	21	12	5	3	0	0	6	4
3.6.	Istek rada na određeno vrijeme u svojstvu pripravnika	7	6	0	0	0	0	0	0
3.7.	Istek rada na određeno vrijeme	201	115	57	28	7	6	53	22
3.8.	Istek radnog angažovanja nezaposlenog lica	7	2	3	1	0	0	1	0
3.9.	Ostali razlozi utvrđeni zakonom ili kolektivnim ugovorom	12	10	5	5	1	1	4	3
3.10.	Stečaj preduzeća	1	0	0	0	0	0	0	0
3.14.	Isplaćena jednokratna novčana naknada zaposlenom za čijim je radom prestala potreba	1	1	0	0	0	0	0	0
3.15.	Izrečena mjera prestanka radnog odnosa zbog povrede radnih dužnosti i obaveza	3	2	1	1	0	0	2	1
3.16.	Prestanak rada ostvaren po drugom osnovu	1	1	0	0	0	0	0	0
4.	<b>ZAPOŠLJAVANJE POSREDSTVOM ZAVODA ZA ZAPOŠLJAVANJE</b>	3482	1745	561	255	234	132	1140	471
4.1.	Na određeno vrijeme	1816	905	304	137	57	35	546	201
4.2.	Na neodređeno vrijeme	923	459	113	41	68	26	324	158
4.3.	Pripravnik	77	45	0	0	0	0	0	0
4.4.	Pripravnik - volonter	1	0	0	0	0	0	0	0
4.5.	Dopunski rad	6	5	0	0	0	0	0	0
4.6.	Privremeni i povremeni poslovi	0	0	0	0	0	0	0	0
4.7.	Sezonski poslovi	654	331	144	77	109	71	265	112
4.8.	Privremeno radno angažovanje	0	0	0	0	0	0	0	0
4.9.	Lica sa invaliditetom	5	0	0	0	0	0	5	0
5.	<b>PRESTANAK VOĐENJA EVIDENCIJE</b>	2272	1070	453	182	73	37	613	217
6.	<b>NEZAPOSLENI KRAJEM IZVJEŠTAJNOG MJESECA</b>	28660	12840	6243	2268	1515	671	8445	3071
6.1.	Od ukupno nezaposlenih - prvi put traže zaposlenje	6997	3502	1400	647	361	164	1876	724

Educational level												Contents
IV		V		VI		VII-1		VII-2		VIII		
Ukupno Total	Žene Women	Ukupno Total	Žene Women	Ukupno Total	Žene Women	Ukupno Total	Žene Women	Ukupno Total	Žene Women	Ukupno Total	Žene Women	
8803	5039	514	40	1310	676	1774	1002	34	14	2	1	UNEMPLOYED AT THE END OF PREVIOUS MONTH
626	355	14	2	101	50	415	272	5	4	0	0	NEWLY-REGISTERED IN REPORTING MONTH
255	142	2	0	12	6	227	144	3	3	0	0	First-time, no previous employment
52	23	5	0	12	0	32	15	0	0	0	0	First-time, with previous employment
61	27	0	0	11	4	38	25	0	0	0	0	Not first time, no previous employment
258	163	7	2	66	40	118	88	2	1	0	0	Not first time, with previous employment
67	45	4	2	14	10	38	26	3	2	0	0	REASONS FOR TERMINATING EMPLOYMENT CONTRACT
1	1	0	0	0	0	0	0	1	1	0	0	Business closure
2	2	0	0	1	1	1	0	0	0	0	0	Written statement of employee who wants to terminate employment contract ( terms of notice of employment contract )
0	0	1	0	0	0	0	0	0	0	0	0	If employee at probation work failed to achieve adequate results
7	5	2	1	0	0	1	0	0	0	0	0	Severance fee paid off to employee whose work is no longer required
4	2	1	1	0	0	4	1	1	1	0	0	Signing agreement with employer related to terminating employment contract
3	3	0	0	1	0	3	3	0	0	0	0	Termination of fixed term traineeship employment contract
44	30	0	0	11	8	28	21	1	0	0	0	Termination of fixed term employment contract
2	0	0	0	0	0	1	1	0	0	0	0	Termination of employment of unemployed person
1	0	0	0	1	1	0	0	0	0	0	0	Other reasons defined by law or collective agreement
1	0	0	0	0	0	0	0	0	0	0	0	Enterprise bankruptcy
1	1	0	0	0	0	0	0	0	0	0	0	One-off allowance paid to employee whose work is no longer required
0	0	0	0	0	0	0	0	0	0	0	0	Pronounced measure of termination of employment due to violation of work duties and obligations
1	1	0	0	0	0	0	0	0	0	0	0	Termination of employment upon another basis
1207	710	20	6	93	45	217	121	10	5	0	0	EMPLOYMENT THROUGH EAM BROKERAGE
738	439	11	5	54	30	105	58	1	0	0	0	Fixed term employment
322	185	8	1	19	8	63	37	6	3	0	0	Indefinite term employment
26	21	0	0	13	5	38	19	0	0	0	0	Trainee
0	0	0	0	1	0	0	0	0	0	0	0	Trainee-volunteer
1	1	0	0	0	0	2	2	3	2	0	0	Additional work
0	0	0	0	0	0	0	0	0	0	0	0	Temporary and occasional jobs
120	64	1	0	6	2	9	5	0	0	0	0	Seasonal jobs
0	0	0	0	0	0	0	0	0	0	0	0	Temporary work
0	0	0	0	0	0	0	0	0	0	0	0	Persons with disability
786	457	21	2	120	53	204	121	2	1	0	0	TERMINATION OF KEEPING EVIDENCE
8637	4950	505	40	1289	669	1987	1153	37	17	2	1	UNEMPLOYED AT THE END OF REPORTING MONTH
2391	1374	14	1	256	143	692	443	7	6	0	0	Out of total unemployed - first time job-seekers

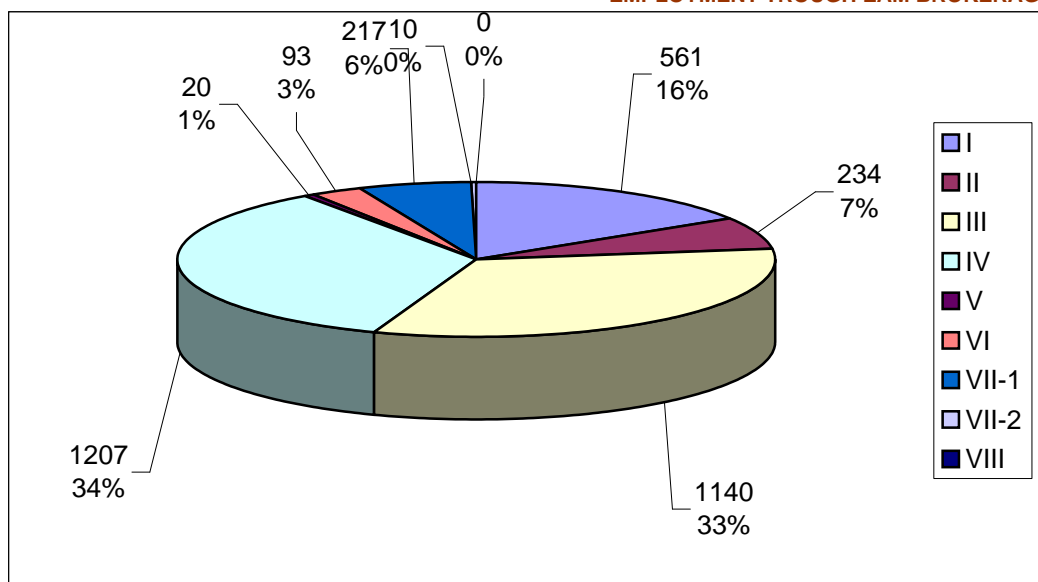
	Mjesec Month	Ukupno Total	Stepen stručne spreme			
			I	II	III	IV
Lica koja traže zaposlenje	07.2008.	28660	6243	1515	8445	8637
	07.2007.	32205	6428	1768	9943	10131
	index	88,99	97,12	85,69	84,93	85,25
Lica koja prvi put traže zaposlenje	07.2008.	6997	1400	361	1876	2391
	07.2007.	9350	1878	462	2801	3201
	index	74,83	74,55	78,14	66,98	74,70
Prijavljeni za zaposlenje	07.2008.	1868	283	43	381	626
	07.2007.	2114	244	63	531	651
	index	88,36	115,98	68,25	71,75	96,16
Novčana naknada - broj slučajeva	07.2008.	9426	2284	835	3430	2033
	07.2007.	8530	1925	830	3108	1924
	index	110,50	118,65	100,60	110,36	105,67
Prestanak vođenja evidencije	07.2008.	2272	453	73	613	786
	07.2007.	3529	669	129	1061	1270
	index	64,38	67,71	56,59	57,78	61,89
Ukupne potrebe za radnicima i pripravnicima	07.2008.	6236	1216	333	1777	2043
	07.2007.	5409	1198	342	1519	1514
	index	115,29	101,50	97,37	116,98	134,94
Potrebe za pripravnicima	07.2008.	287	0	0	0	80
	07.2007.	247	0	0	8	72
	index	116,19	0,00	0,00	0,00	111,11
Zasnivanje radnog odnosa pripravnika	07.2008.	78	0	0	0	26
	07.2007.	224	0	0	9	112
	index	34,82	0,00	0,00	0,00	23,21
Zapošljavanje posredstvom Zavoda za zapošljavanje	07.2008.	3482	561	234	1140	1207
	07.2007.	3698	682	241	1087	1257
	index	94,16	82,26	97,10	104,88	96,02
Prijavljeni za zaposlenje po prestanku radnog odnosa	07.2008.	299	85	10	78	67
	07.2007.	360	81	23	90	84
	index	83,06	104,94	43,48	86,67	79,76
Nezaposlena lica na početku izvještajnog mjeseca	07.2008.	29064	6413	1545	8677	8797
	07.2007.	33620	6853	1834	10473	10750
	index	86,45	93,58	84,24	82,85	81,83
Nezaposlena lica zbog prestanka rada poslodavca	07.2008.	0	0	0	0	0
	07.2007.	3	0	0	2	1
	index	0,00	0,00	0,00	0,00	0,00



Educational level					
V	VI	VII-1	VII-2	VIII	
505	1289	1987	37	2	Job seekers
532	1494	1880	27	2	
94,92	86,28	105,69	137,04	100,00	
14	256	692	7	0	First time job seekers
21	360	623	4	0	
66,67	71,11	111,08	175,00	0,00	
14	101	415	5	0	Registered for employment
151	150	319	4	1	
9,27	67,33	130,09	125,00	0,00	
218	242	382	1	1	Unemployment benefit - number of claimants
167	255	315	3	3	
130,54	94,90	121,27	33,33	33,33	
21	120	204	2	0	Number of persons deactivated from the register
17	136	243	3	1	
123,53	88,24	83,95	66,67	0,00	
68	124	630	39	6	Total demand for workers and trainees
31	98	673	29	5	
219,35	126,53	93,61	134,48	120,00	
1	14	192	0	0	Demand for trainees
0	17	150	0	0	
0,00	82,35	128,00	0,00	0,00	
0	14	38	0	0	Employed trainees with co-funding of EAM
0	13	89	1	0	
0,00	107,69	42,70	0,00	0,00	
20	93	217	10	0	Employment through EAM brokerage
20	116	294	1	0	
100,00	80,17	73,81	1000,00	0,00	
4	14	38	3	0	Registered for employment upon termination of employment contract
1	35	46	0	0	
400,00	40,00	82,61	0,00	0,00	
512	1308	1776	34	2	Unemployed at the beginning of reporting month
398	1480	1804	26	2	
128,64	88,38	98,45	130,77	100,00	
0	0	0	0	0	Unemployed due to business closure
0	0	0	0	0	
0,00	0,00	0,00	0,00	0,00	

ZAPOŠLJAVANJE POSREDSTVOM ZAVODA ZA ZAPOŠLJAVANJE U JULU 2008. GODINE

EMPLOYMENT THROUGH EAM BROKERAGE IN JULY 2008



# T 4

## NEZAPOSLENA LICA PREMA OPŠTINAMA, STRUČNOJ SPREMI I POLU, STANJE NA DAN 31.07.2008. GODINE

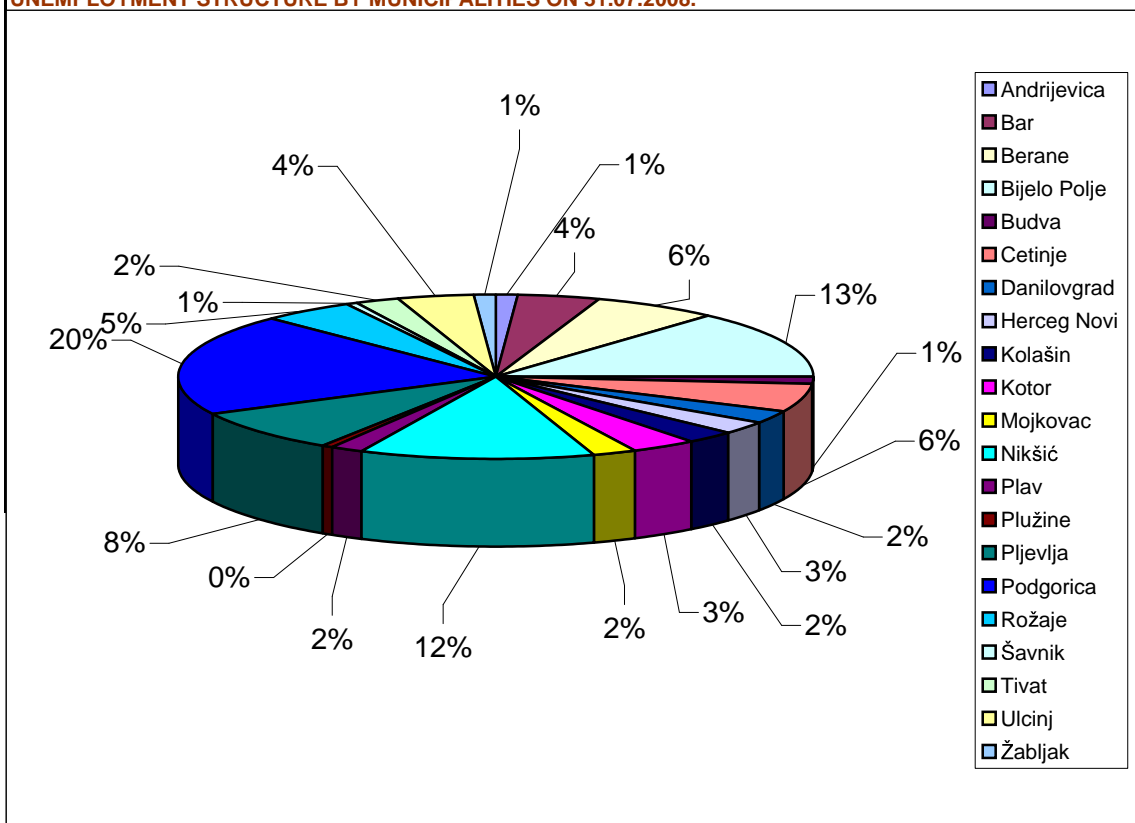
### UNEMPLOYED BY MUNICIPALITIES, EDUCATIONAL LEVEL AND GENDER - ON 31.07.2008.

Redni broj --- Row number	Opština --- Municipality	Ukupno Total	Žene Women	% žene --- Share of women	Stepen stručne spreme					
					I		II		III	
					Ukupno --- Total	Žene --- Women	Ukupno --- Total	Žene --- Women	Ukupno --- Total	Žene --- Women
1.	Andrijeвица	337	139	41,2	97	38	8	2	102	37
2.	Bar	1206	716	59,4	281	147	64	37	288	162
3.	Berane	1769	659	37,3	514	132	57	13	458	149
4.	Bijelo Polje	3824	1706	44,6	910	363	247	105	1359	514
5.	Budva	418	261	62,4	77	49	20	14	110	61
6.	Cetinje	1638	780	47,6	665	320	64	37	326	102
7.	Danilovgrad	699	285	40,8	134	44	20	12	235	72
8.	Herceg Novi	731	306	41,9	47	14	97	32	253	78
9.	Kolašin	667	283	42,4	212	62	15	13	224	92
10.	Kotor	966	362	37,5	75	33	117	54	331	90
11.	Mojkovac	644	232	36,0	169	36	38	16	223	65
12.	Nikšić	3423	1722	50,3	492	192	185	83	1088	424
13.	Plav	508	164	32,3	126	37	4	0	142	30
14.	Plužine	117	50	42,7	24	9	4	2	48	17
15.	Pljevlja	2416	1104	45,7	520	130	162	57	761	298
16.	Podgorica	5743	2706	47,1	988	342	291	154	1392	520
17.	Rožaje	1330	420	31,6	425	93	22	3	428	107
18.	Šavnik	174	61	35,1	43	19	7	3	69	22
19.	Tivat	626	214	34,2	44	18	26	11	191	55
20.	Ulcinj	1093	504	46,1	335	156	63	20	319	137
21.	Žabljak	331	166	50,2	65	34	4	3	98	39
	<b>Ukupno --- Total</b>	<b>28660</b>	<b>12840</b>	<b>44,8</b>	<b>6243</b>	<b>2268</b>	<b>1515</b>	<b>671</b>	<b>8445</b>	<b>3071</b>

# G 4

## STRUKTURA NEZAPOSLENIH PO OPŠTINAMA NA DAN 31.07.2008.GODINE

### UNEMPLOYMENT STRUCTURE BY MUNICIPALITIES ON 31.07.2008.

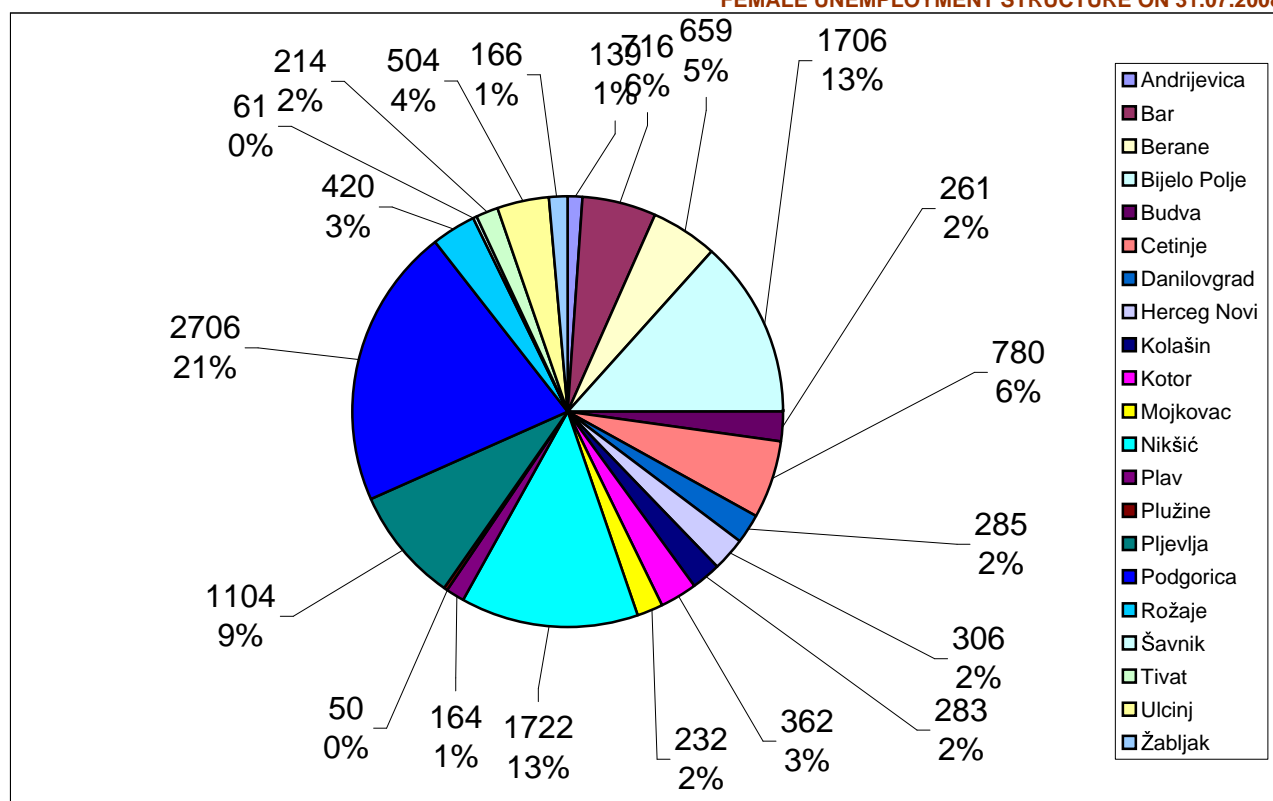




Educational level											
IV		V		VI		VII-1		VII-2		VIII	
Ukupno ---- Total	Žene ---- Women	Ukupno ---- Total	Žene ---- Women	Ukupno ---- Total	Žene ---- Women	Ukupno ---- Total	Žene ---- Women	Ukupno ---- Total	Žene ---- Women	Ukupno ---- Total	Žene ---- Women
111	53	2	0	7	3	10	6	0	0	0	0
395	267	13	2	77	45	88	56	0	0	0	0
572	284	8	1	74	32	86	48	0	0	0	0
1011	585	26	3	125	57	146	79	0	0	0	0
131	96	13	2	29	18	36	21	2	0	0	0
459	265	12	1	48	23	61	31	3	1	0	0
236	129	24	1	23	13	26	13	1	1	0	0
175	107	37	2	54	32	66	41	2	0	0	0
167	90	3	1	16	8	29	16	1	1	0	0
221	101	11	2	129	34	79	45	2	2	1	1
175	100	2	1	17	6	20	8	0	0	0	0
1068	622	27	6	199	143	357	248	6	4	1	0
179	80	6	0	16	4	35	13	0	0	0	0
31	18	0	0	3	2	7	2	0	0	0	0
802	536	26	2	76	41	67	39	2	1	0	0
1997	1129	144	9	247	151	668	394	16	7	0	0
322	166	6	0	59	22	68	29	0	0	0	0
48	13	0	0	2	2	5	2	0	0	0	0
143	84	124	4	51	18	47	24	0	0	0	0
250	144	21	3	29	13	74	31	2	0	0	0
144	81	0	0	8	2	12	7	0	0	0	0
<b>8637</b>	<b>4950</b>	<b>505</b>	<b>40</b>	<b>1289</b>	<b>669</b>	<b>1987</b>	<b>1153</b>	<b>37</b>	<b>17</b>	<b>2</b>	<b>1</b>

STRUKTURA NEZAPOSLENIH ŽENA NA DAN 31.07.2008. GODINE  
FEMALE UNEMPLOYMENT STRUCTURE ON 31.07.2008.

G 5



# T 5

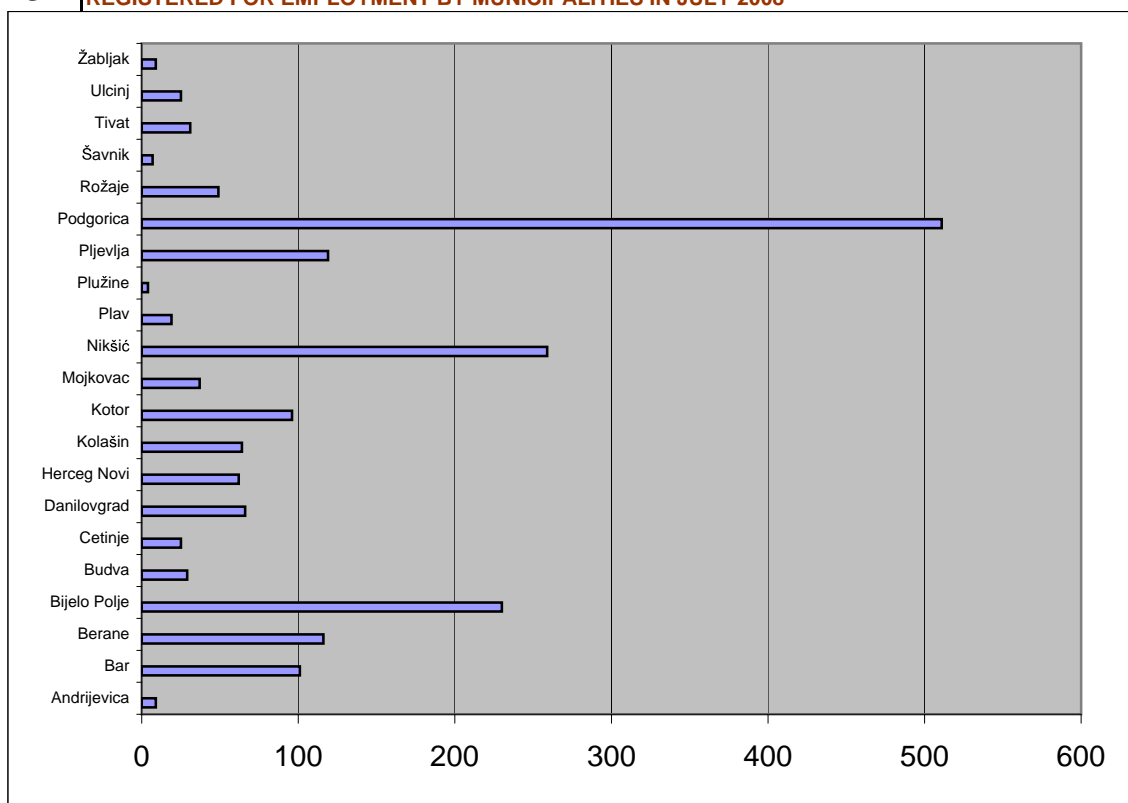
## PREGLED NEZAPOSLENIH LICA PRIJAVLJENIH ZA ZAPOSLENJE PREMA OPŠTINAMA, STRUČNOJ SPREMI I POLU U MJESECU JULU 2008. GODINE

### UNEMPLOYED REGISTERED FOR EMPLOYMENT BY MUNICIPALITIES, EDUCATIONAL LEVEL AND GENDER IN JULY 2008

Redni broj --- Row number	Opština --- Municipality	Ukupno Total	Žene Women	% žena Share of women	Stepen stručne spreme					
					I		II		III	
					Ukupno --- Total	Žene --- Women	Ukupno --- Total	Žene --- Women	Ukupno --- Total	Žene --- Women
1.	Andrijevica	9	7	77,8	1	1	0	0	2	1
2.	Bar	101	64	63,4	26	15	3	2	19	12
3.	Berane	116	73	62,9	29	15	1	1	16	8
4.	Bijelo Polje	230	114	49,6	49	19	5	2	71	22
5.	Budva	29	20	69,0	6	4	0	0	3	2
6.	Cetinje	25	13	52,0	8	5	0	0	3	0
7.	Danilovgrad	66	26	39,4	8	5	1	0	21	6
8.	Herceg Novi	62	33	53,2	5	1	2	2	13	3
9.	Kolašin	64	36	56,3	3	0	1	1	24	13
10.	Kotor	96	40	41,7	10	4	11	7	19	3
11.	Mojkovac	37	19	51,4	7	4	0	0	8	2
12.	Nikšić	259	144	55,6	38	23	6	2	43	14
13.	Plav	19	12	63,2	7	3	1	0	3	3
14.	Plužine	4	3	75,0	1	0	0	0	0	0
15.	Pijevlja	119	56	47,1	17	5	2	1	40	15
16.	Podgorica	511	263	51,5	43	18	9	4	74	30
17.	Rožaje	49	20	40,8	10	2	0	0	10	4
18.	Šavnik	7	3	42,9	2	1	0	0	1	0
19.	Tivat	31	17	54,8	1	1	1	0	4	2
20.	Ulcinj	25	17	68,0	12	11	0	0	6	3
21.	Žabljak	9	5	55,6	0	0	0	0	1	0
	<b>Ukupno</b> --- <b>Total</b>	<b>1868</b>	<b>985</b>	<b>52,7</b>	<b>283</b>	<b>137</b>	<b>43</b>	<b>22</b>	<b>381</b>	<b>143</b>

# G 6

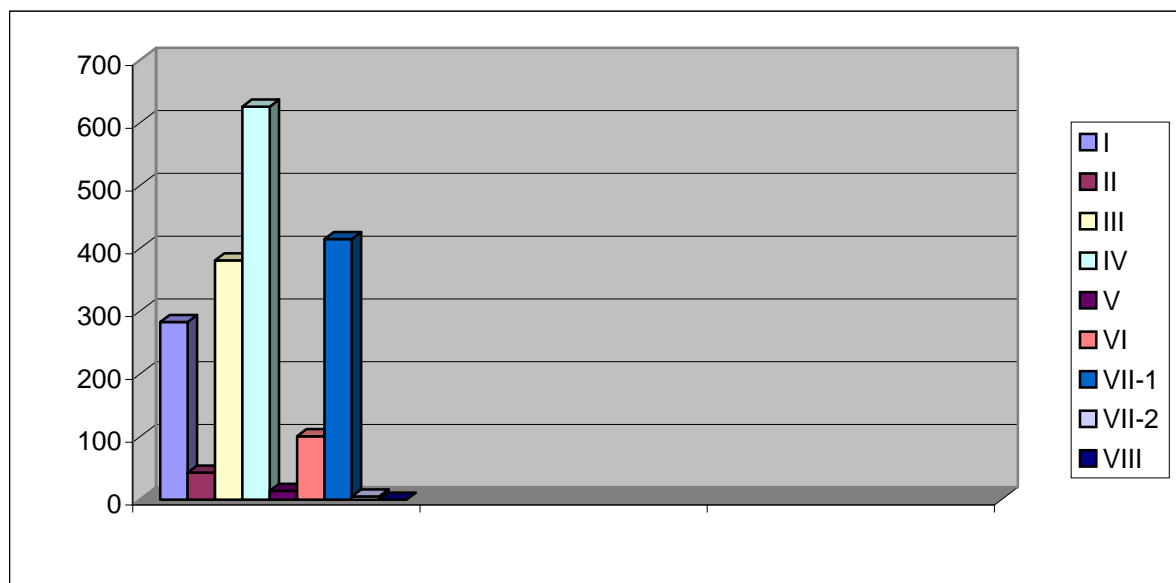
## PRIJAVLJENI ZA ZAPOSLENJE PREMA OPŠTINAMA U MJESECU JULU 2008. GODINE REGISTERED FOR EMPLOYMENT BY MUNICIPALITIES IN JULY 2008



Educational level											
IV		V		VI		VII-1		VII-2		VIII	
Ukupno ---- Total	Žene ---- Women	Ukupno ---- Total	Žene ---- Women	Ukupno ---- Total	Žene ---- Women	Ukupno ---- Total	Žene ---- Women	Ukupno ---- Total	Žene ---- Women	Ukupno ---- Total	Žene ---- Women
4	4	0	0	1	0	1	1	0	0	0	0
28	16	1	0	7	6	17	13	0	0	0	0
45	31	0	0	3	1	22	17	0	0	0	0
62	42	1	0	7	4	35	25	0	0	0	0
9	7	0	0	2	1	9	6	0	0	0	0
5	2	0	0	0	0	9	6	0	0	0	0
25	10	1	0	2	1	7	3	1	1	0	0
14	8	1	0	8	5	19	14	0	0	0	0
24	17	0	0	3	0	9	5	0	0	0	0
28	12	0	0	14	3	13	10	1	1	0	0
15	8	0	0	4	2	3	3	0	0	0	0
85	48	2	0	14	6	70	50	1	1	0	0
6	4	0	0	1	1	1	1	0	0	0	0
2	2	0	0	0	0	1	1	0	0	0	0
40	22	3	1	4	3	12	8	1	1	0	0
194	99	4	1	21	13	165	98	1	0	0	0
19	10	0	0	3	1	7	3	0	0	0	0
3	1	0	0	0	0	1	1	0	0	0	0
11	7	1	0	7	3	6	4	0	0	0	0
3	2	0	0	0	0	4	1	0	0	0	0
4	3	0	0	0	0	4	2	0	0	0	0
<b>626</b>	<b>355</b>	<b>14</b>	<b>2</b>	<b>101</b>	<b>50</b>	<b>415</b>	<b>272</b>	<b>5</b>	<b>4</b>	<b>0</b>	<b>0</b>

PRIJAVLJENI ZA ZAPOSLENJE PREMA STEPENIMA STRUČNE SPREME U MJESECU JULU 2008. GODINE  
REGISTERED FOR EMPLOYMENT BY EDUCATIONAL LEVEL IN JULY 2008

G 7



# T 6

## PREGLED LICA KOJA PRVI PUT TRAŽE ZAPOSLENJE PREMA OPŠTINAMA, STRUČNOJ SPREMI I POLU U MJESECU JULU 2008. GODINE

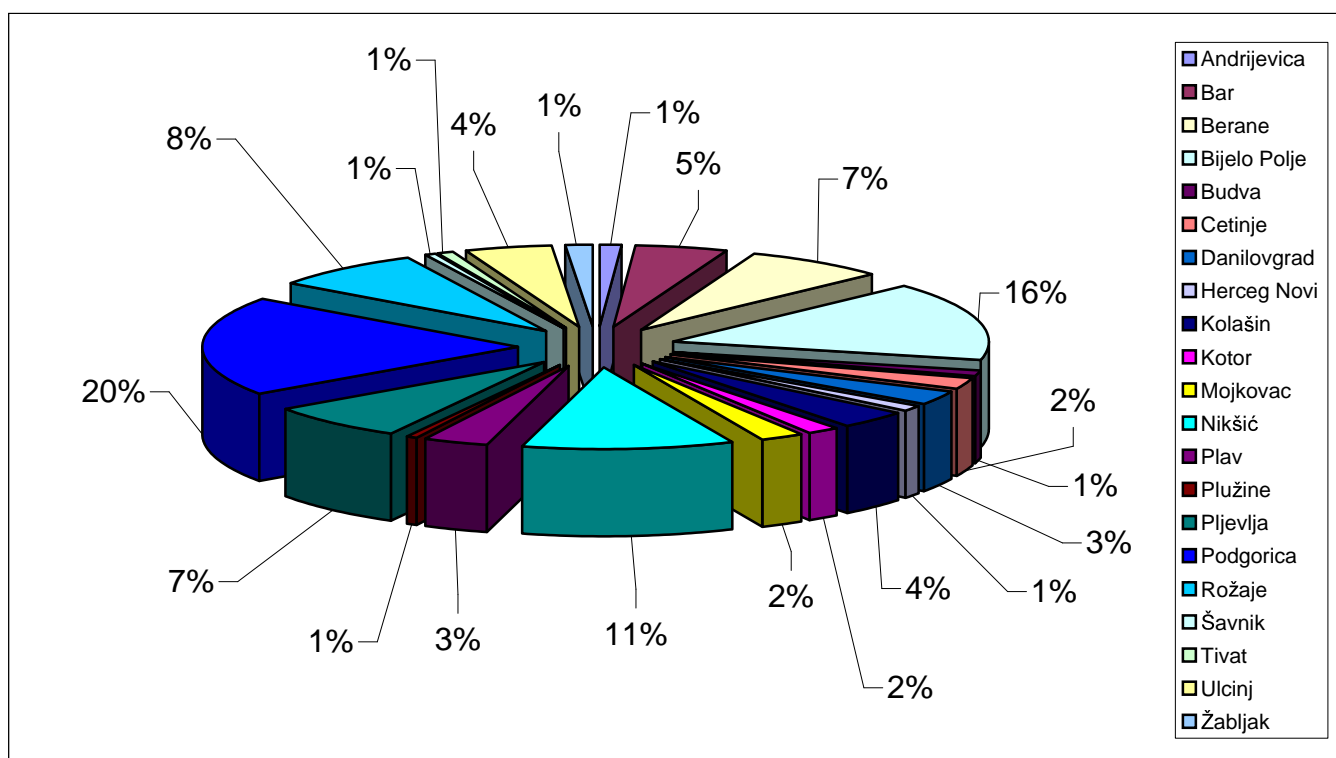
### FIRST TIME JOB-SEEKERS BY MUNICIPALITIES, EDUCATIONAL LEVEL AND GENDER IN JULY 2008

Redni broj --- Row number	Opština --- Municipality	Ukupno Total	Žene Women	% žena Share of women	Stepen stručne spreme					
					I		II		III	
					Ukupno --- Total	Žene --- Women	Ukupno --- Total	Žene --- Women	Ukupno --- Total	Žene --- Women
1.	Andrijevica	77	35	45,5	10	2	6	1	19	9
2.	Bar	330	206	62,4	101	65	21	11	73	43
3.	Berane	504	216	42,9	108	45	34	7	119	40
4.	Bijelo Polje	1091	504	46,2	237	93	61	31	368	138
5.	Budva	79	59	74,7	16	11	1	0	16	12
6.	Cetinje	159	77	48,4	27	6	7	2	27	10
7.	Danilovgrad	193	84	43,5	28	13	3	2	68	19
8.	Herceg Novi	70	37	52,9	3	0	7	2	10	2
9.	Kolašin	255	123	48,2	62	27	1	1	100	42
10.	Kotor	127	51	40,2	8	3	6	4	34	9
11.	Mojkovac	150	57	38,0	29	10	8	2	60	21
12.	Nikšić	759	424	55,9	96	58	30	15	165	50
13.	Plav	224	91	40,6	62	27	1	0	76	18
14.	Plužine	48	23	47,9	9	4	0	0	20	9
15.	Pljevlja	503	277	55,1	81	33	38	22	164	73
16.	Podgorica	1375	723	52,6	219	92	101	50	224	100
17.	Rožaje	539	210	39,0	134	44	16	1	204	65
18.	Šavnik	56	20	35,7	13	5	3	2	16	6
19.	Tivat	57	30	52,6	5	1	5	4	17	6
20.	Ulcinj	304	204	67,1	132	93	12	7	71	45
21.	Žabljak	97	51	52,6	20	15	0	0	25	7
	<b>Ukupno</b> --- <b>Total</b>	<b>6997</b>	<b>3502</b>	<b>50,1</b>	<b>1400</b>	<b>647</b>	<b>361</b>	<b>164</b>	<b>1876</b>	<b>724</b>

# G 8

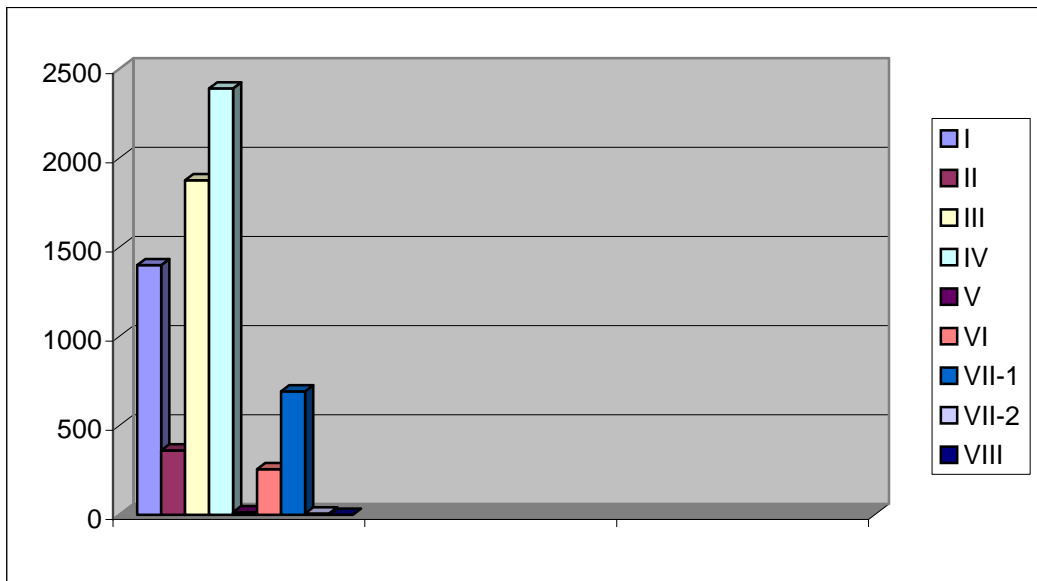
## LICA KOJA PRVI PUT TRAŽE ZAPOSLENJE PREMA OPŠTINAMA U MJESECU JULU 2008. GODINE

### FIRST TIME JOB-SEEKERS BY MUNICIPALITIES IN JULY 2008



Educational level											
IV		V		VI		VII-1		VII-2		VIII	
Ukupno ---- Total	Žene ---- Women	Ukupno ---- Total	Žene ---- Women	Ukupno ---- Total	Žene ---- Women	Ukupno ---- Total	Žene ---- Women	Ukupno ---- Total	Žene ---- Women	Ukupno ---- Total	Žene ---- Women
38	20	0	0	2	2	2	1	0	0	0	0
90	63	4	0	11	5	30	19	0	0	0	0
191	98	0	0	23	8	29	18	0	0	0	0
333	193	2	0	29	11	61	38	0	0	0	0
25	21	0	0	5	4	16	11	0	0	0	0
68	42	0	0	9	5	21	12	0	0	0	0
80	44	2	0	3	2	8	3	1	1	0	0
25	14	0	0	8	6	17	13	0	0	0	0
63	36	0	0	10	5	18	11	1	1	0	0
42	10	0	0	14	7	22	17	1	1	0	0
44	21	0	0	3	1	6	2	0	0	0	0
299	174	1	0	42	32	125	94	1	1	0	0
75	42	1	0	2	1	7	3	0	0	0	0
13	7	0	0	1	1	5	2	0	0	0	0
184	124	1	0	17	12	18	13	0	0	0	0
537	296	0	0	49	31	243	152	2	2	0	0
143	82	1	0	16	5	25	13	0	0	0	0
20	4	0	0	1	1	3	2	0	0	0	0
18	11	0	0	5	3	7	5	0	0	0	0
61	48	2	1	3	1	22	9	1	0	0	0
42	24	0	0	3	0	7	5	0	0	0	0
<b>2391</b>	<b>1374</b>	<b>14</b>	<b>1</b>	<b>256</b>	<b>143</b>	<b>692</b>	<b>443</b>	<b>7</b>	<b>6</b>	<b>0</b>	<b>0</b>

LICA KOJA PRVI PUT TRAŽE ZAPOSLENJE PREMA STEPENU STRUČNE SPREME U JULU 2008. GODINE  
FIRST TIME JOB-SEEKERS BY EDUCATIONAL LEVEL IN JULY 2008



# T 7

## PREGLAD PRESTANKA VOĐENJA EVIDENCIJE NEZAPOSLENIH LICA PREMA OPŠTINAMA, POLU I STRUČNOJ SPREMI U MJESECU JULU 2008. GODINE

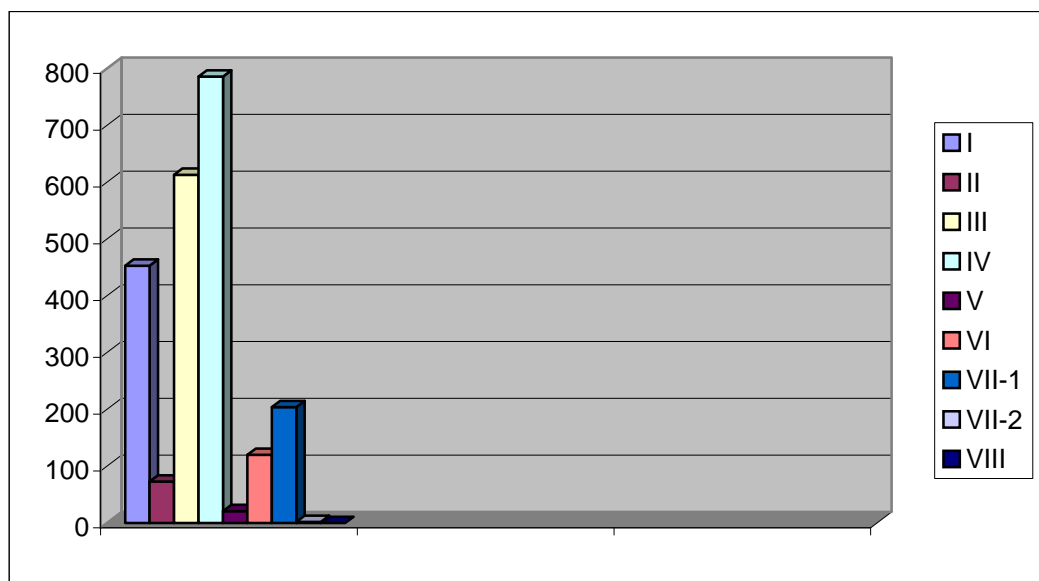
### UNEMPLOYED DEACTIVATED FROM REGISTER BY MUNICIPALITIES, GENDER AND EDUCATIONAL LEVEL IN JULY 2008

Redni broj ---- Row number	Opština ---- Municipality	Ukupno Total	Žene Woman	% žena Share of women	Stepen stručne spreme					
					I		II		III	
					Ukupno ---- Total	Žene ---- Women	Ukupno ---- Total	Žene ---- Women	Ukupno ---- Total	Žene ---- Women
1.	Andrijevica	13	2	15,4	5	1	0	0	6	1
2.	Bar	192	104	54,2	56	32	11	7	51	24
3.	Berane	198	80	40,4	51	17	2	0	52	14
4.	Bijelo Polje	216	91	42,1	54	11	11	7	70	25
5.	Budva	53	39	73,6	15	11	4	1	9	7
6.	Cetinje	75	32	42,7	21	13	1	1	10	2
7.	Danilovgrad	61	24	39,3	8	4	0	0	22	5
8.	Herceg Novi	77	49	63,6	5	3	6	5	20	9
9.	Kolašin	37	23	62,2	8	5	3	2	16	9
10.	Kotor	74	40	54,1	4	3	4	2	22	7
11.	Mojkovac	39	18	46,2	5	0	1	1	19	12
12.	Nikšić	285	149	52,3	42	18	9	3	79	27
13.	Plav	28	9	32,1	8	2	0	0	3	0
14.	Plužine	12	3	25,0	0	0	0	0	4	0
15.	Prijevlja	156	70	44,9	18	4	8	4	53	17
16.	Podgorica	450	214	47,6	81	32	5	3	80	25
17.	Rožaje	66	16	24,2	20	1	1	0	29	8
18.	Šavnik	4	3	75,0	1	1	0	0	1	1
19.	Tivat	113	48	42,5	13	7	5	1	30	11
20.	Ulcinj	116	53	45,7	36	17	2	0	37	13
21.	Žabljak	7	3	42,9	2	0	0	0	0	0
	<b>Ukupno</b> ---- <b>Total</b>	<b>2272</b>	<b>1070</b>	<b>47,1</b>	<b>453</b>	<b>182</b>	<b>73</b>	<b>37</b>	<b>613</b>	<b>217</b>

# G 10

## PRESTANAK VOĐENJA EVIDENCIJE NEZAPOSLENIH LICA PREMA STEPENU STRUČNE SPREME U JULU 2008. GODINE

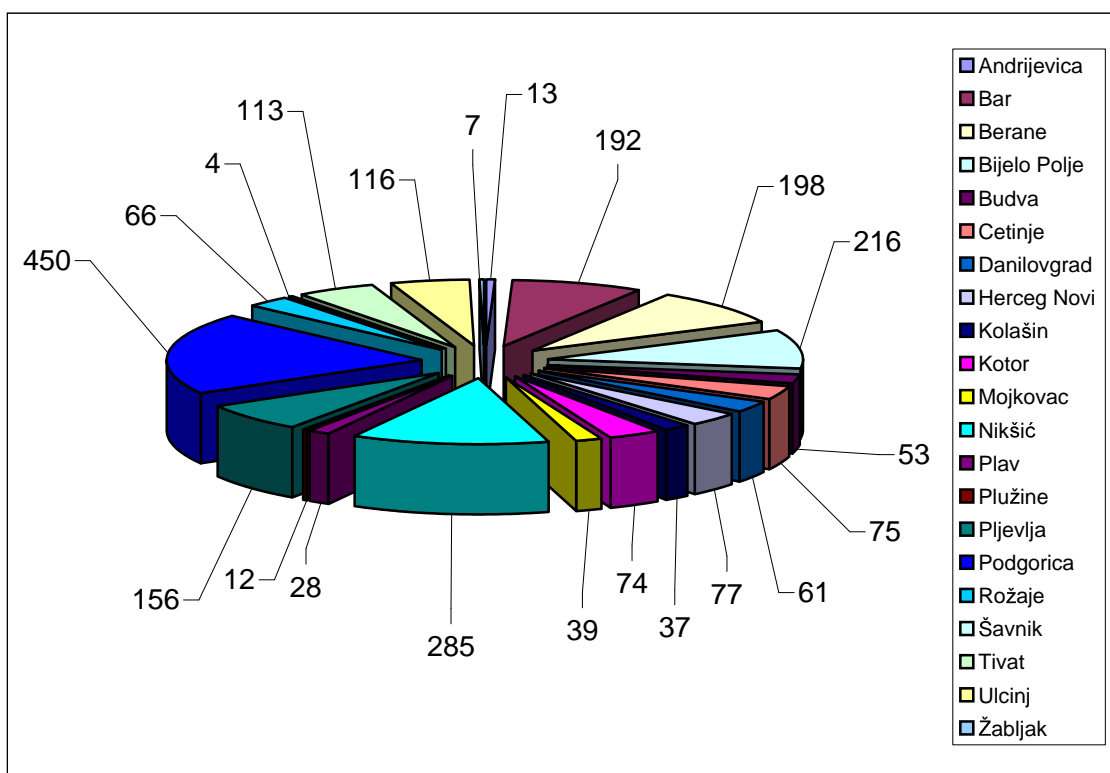
### UNEMPLOYED DEACTIVATED FROM REGISTER BY EDUCATIONAL LEVEL IN JULY 2008



Educational level											
IV		V		VI		VII-1		VII-2		VIII	
Ukupno ---- Total	Žene ---- Women	Ukupno ---- Total	Žene ---- Women	Ukupno ---- Total	Žene ---- Women	Ukupno ---- Total	Žene ---- Women	Ukupno ---- Total	Žene ---- Women	Ukupno ---- Total	Žene ---- Women
2	0	0	0	0	0	0	0	0	0	0	0
53	31	1	0	9	5	11	5	0	0	0	0
71	44	1	0	10	2	11	3	0	0	0	0
67	43	1	0	7	3	6	2	0	0	0	0
13	10	0	0	5	4	7	6	0	0	0	0
30	10	1	0	6	2	6	4	0	0	0	0
25	13	0	0	3	1	3	1	0	0	0	0
26	17	1	0	6	5	12	9	1	1	0	0
9	6	0	0	0	0	1	1	0	0	0	0
28	19	1	0	6	3	8	6	1	0	0	0
9	4	0	0	5	1	0	0	0	0	0	0
119	77	1	0	10	6	25	18	0	0	0	0
4	2	0	0	7	4	6	1	0	0	0	0
7	2	0	0	1	1	0	0	0	0	0	0
57	35	1	0	8	4	11	6	0	0	0	0
184	98	3	1	17	6	80	49	0	0	0	0
8	4	0	0	5	2	3	1	0	0	0	0
2	1	0	0	0	0	0	0	0	0	0	0
37	20	10	1	9	2	9	6	0	0	0	0
31	19	0	0	5	1	5	3	0	0	0	0
4	2	0	0	1	1	0	0	0	0	0	0
<b>786</b>	<b>457</b>	<b>21</b>	<b>2</b>	<b>120</b>	<b>53</b>	<b>204</b>	<b>121</b>	<b>2</b>	<b>1</b>	<b>0</b>	<b>0</b>

PRESTANAK VOĐENJA EVIDENCIJE NEZAPOSLENIH LICA  
PREMA OPŠTINAMA U MJESECU JULU 2008. GODINE  
UNEMPLOYED DEACTIVATED FROM REGISTER  
BY MUNICIPALITIES IN JULY 2008

G 11



# T 8

## RAZLOZI PRESTANKA VOĐENJA EVIDENCIJE NEZAPOSLENIH LICA PREMA DUŽINI ČEKANJA NA ZAPOSLENJE U JULU 2008. GODINE

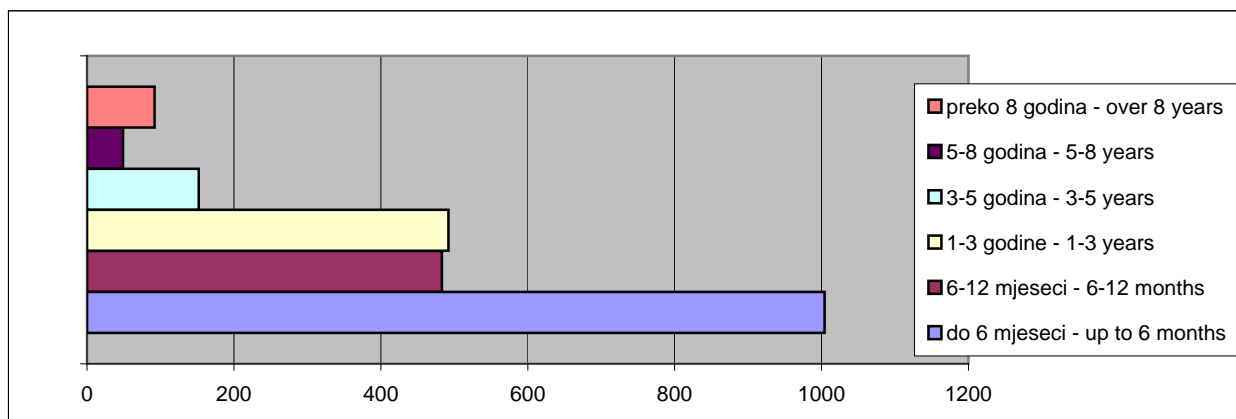
### REASONS FOR TERMINATION OF KEEPING EVIDENCE ON UNEMPLOYED PERSONS BY DURATION OF UNEMPLOYMENT IN JULY 2008

Redni broj ---- Row number	Razlozi prestanka vođenja evidencije o nezaposlenim licima	Ukupno ---- Total	Dužina čekanja na zaposlenje		
			Do 6 mjeseci ---- Up to 6 months	6 - 12 mjeseci ---- 6 - 12 months	1 - 3 godine ---- 1 - 3 years
	<b>UKUPNO</b>	<b>2272</b>	<b>1004</b>	<b>483</b>	<b>492</b>
1.	Zasnivanje radnog odnosa sa punim radnim vremenom na određeno vrijeme	326	141	64	76
2.	Zasnivanje radnog odnosa sa punim radnim vremenom na neodređeno vrijeme	102	55	14	25
3.	Kada nezaposleno lice navršši 65 godina života i najmanje 15 godina staža osiguranja	2	1	1	0
4.	Ostvarenje prava na starosnu ili invalidsku penziju	36	5	6	14
5.	Osnivanje preduzeća ili radnje, ili bavljenje poljoprivredom	4	4	0	0
6.	Odlazak na rad u inostranstvo, a nije podnešan zahtjev za posredovanjem u Crnoj Gori	7	2	3	1
7.	Stupanje na izdržavanje kazne zatvora	2	1	0	0
8.	Neopravdano nejavljivanje, ili neodazivanje na poziv organizacije za zapošljavanje	722	308	191	149
9.	Samoinicijativno odjavljivanje sa evidencije organizacije za zapošljavanje	5	1	0	2
10.	Smrt nezaposlenog lica	2	0	1	0
11.	Sezonski rad	359	187	71	59
12.	Promjena mjesta prijavljivanja	8	3	0	2
13.	Korišćenje kredita za samozapošljavanje	52	39	4	1
14.	Odbijanje uključanja u programe aktivne politike zapošljavanja (APZ)	5	3	1	1
15.	Zaposlenje u svojstvu pripravnika	111	77	16	14
16.	Lica na stručnom osposobljavanju	1	0	1	0
17.	Stečeni uslovi za uvećanu novčanu naknadu	53	2	1	31
18.	Drugi slučajevi predviđenim zakonom ili drugim opštim aktom	458	170	104	112
19.	Drugi slučajevi predviđenim zakonom kada status postaje privremeno pasivan	17	5	5	5

# G 12

## STRUKTURA PRESTANKA VOĐENJA EVIDENCIJE NEZAPOSLENIH LICA PREMA DUŽINI ČEKANJA NA ZAPOSLENJE U JULU 2008. GODINE

### STRUCTURE OF UNEMPLOYED PERSONS DEACTIVATED FROM REGISTER BY DURATION OF UNEMPLOYMENT IN JULY 2008



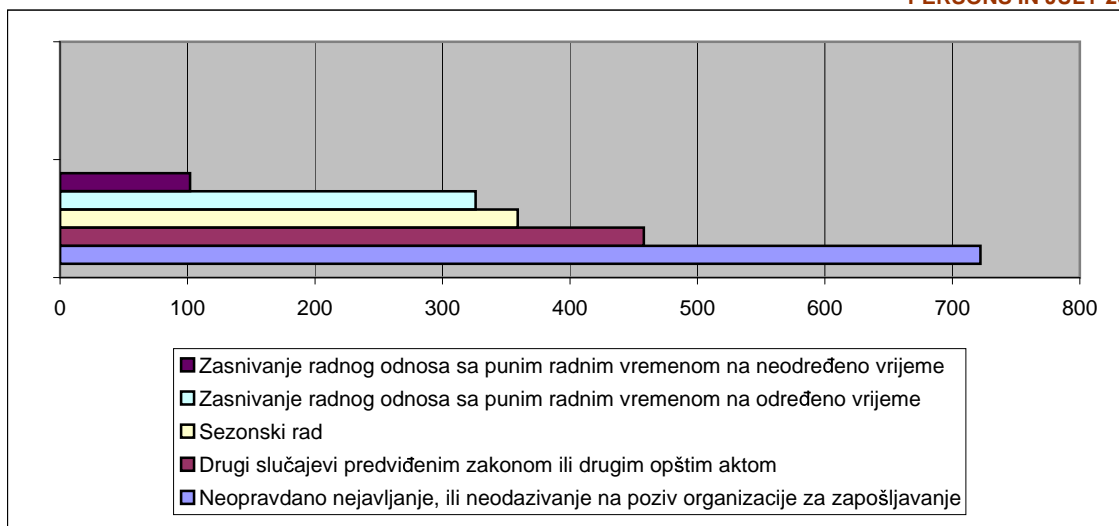


Duration of unemployment			Reasons for termination of keeping evidence on unemployed persons
3 - 5 godina ---- 3 - 5 years	5 - 8 godina ---- 5 - 8 years	Preko 8 godina ---- Over 8 years	
152	49	92	TOTAL
21	4	20	Signing full-time fixed term employment contract
2	2	4	Signing full-time indefinite term employment contract
0	0	0	When unemployed person turns 65 years of age and at least 15 years of insurance period
8	1	2	Meeting criteria for age or disability pension
0	0	0	Establishing enterprise or shop, or beginning to deal with agriculture
0	0	1	Setting off to work abroad, without prior filing a request for brokerage in Montenegro
0	0	1	Starting to serve the prison sentence
38	18	18	Unjustifiable failure to report or answer the call of employed organization
1	0	1	Cancellation of registration within employment organization on own initiative
0	0	1	Death of unemployed person
28	7	7	Seasonal employment
2	0	1	Change of the registration location
1	2	5	Use of self-employment loan
0	0	0	Refusal of inclusion in active employment policy programs (AEPP)
2	1	1	Employment with trainee status
0	0	0	Persons through vocational training
13	5	1	Conditions met for increase of allowance
36	9	27	Other cases defined by law or other general act
0	0	2	Other cases defined by law when status becomes temporarily passive

RAZLOZI PRESTANKA VOĐENJA EVIDENCIJE NEZAPOSLENIH LICA SA NAJVEĆOM UČESTALOŠĆU  
U JULU 2008. GODINE

G 13

MOST FREQUENT REASONS FOR TERMINATION OF KEEPING EVIDENCE OF UNEMPLOYED  
PERSONS IN JULY 2008



# T 9

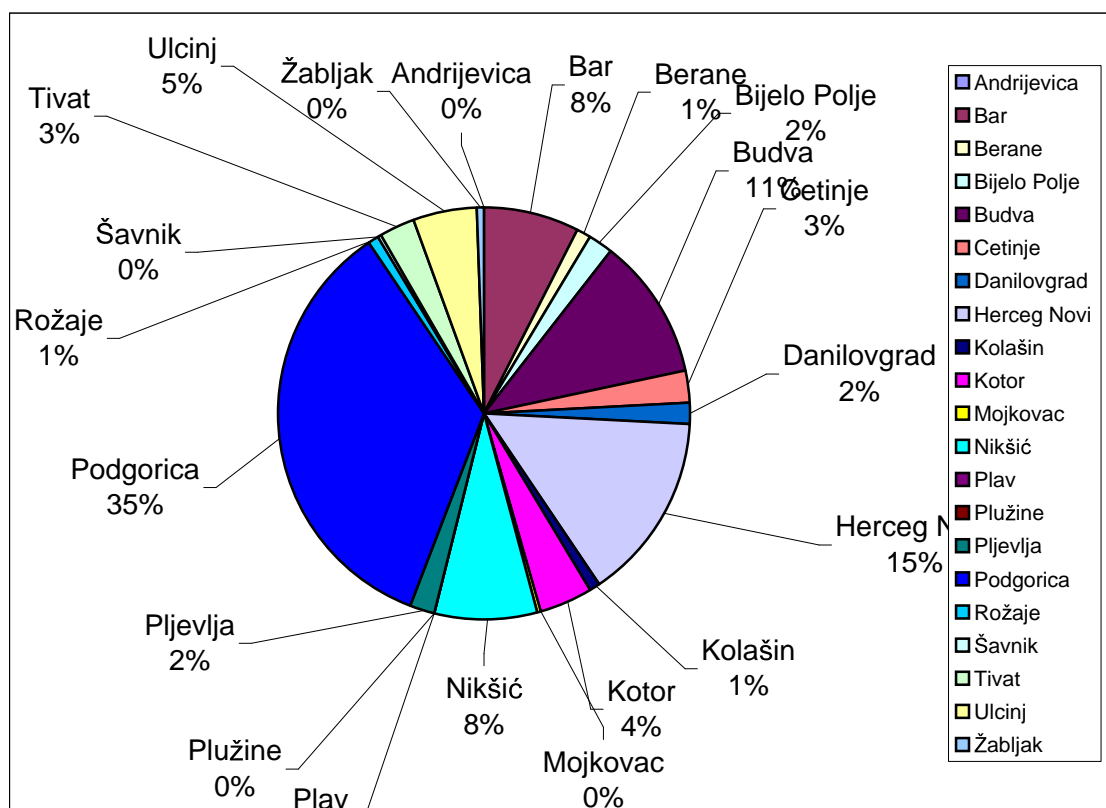
## PREGLED SLOBODNIH RADNIH MJESTA PREMA OPŠTINAMA, STRUČNOJ SPREMI I POLU U MJESECU JULU 2008. GODINE

### VACANCIES BY MUNICIPALITIES, EDUCATIONAL LEVEL AND GENDER IN JULY 2008

Redni broj --- Row number	Opština --- Municipality	Ukupno (07/2008) Total	Pripravnici (07/2008) Trainees	Stepen stručne spreme			
				I	II	III	
				Ukupno Total	Ukupno Total	Ukupno Total	Pripravnici Trainees
1.	Andrijevića	0	0	0	0	0	0
2.	Bar	474	11	169	5	125	0
3.	Berane	63	1	24	0	12	0
4.	Bijelo Polje	120	4	35	2	42	0
5.	Budva	688	6	105	41	222	0
6.	Cetinje	157	17	25	3	64	0
7.	Danilovgrad	104	3	39	2	26	0
8.	Herceg Novi	926	19	191	171	392	0
9.	Kolašin	49	5	10	3	14	0
10.	Kotor	261	12	33	38	77	1
11.	Mojkovac	19	4	0	0	9	0
12.	Nikšić	495	27	73	22	183	0
13.	Plav	4	0	0	1	2	0
14.	Plužine	3	0	1	0	1	0
15.	Pijevlja	124	17	24	2	16	0
16.	Podgorica	2165	150	312	28	329	0
17.	Rožaje	50	2	7	1	22	0
18.	Šavnik	8	0	2	0	2	0
19.	Tivat	177	2	43	10	82	0
20.	Ulcinj	321	4	123	4	146	0
21.	Žabljak	28	3	0	0	11	0
	<b>Ukupno --- Total</b>	<b>6236</b>	<b>287</b>	<b>1216</b>	<b>333</b>	<b>1777</b>	<b>1</b>

# G 14

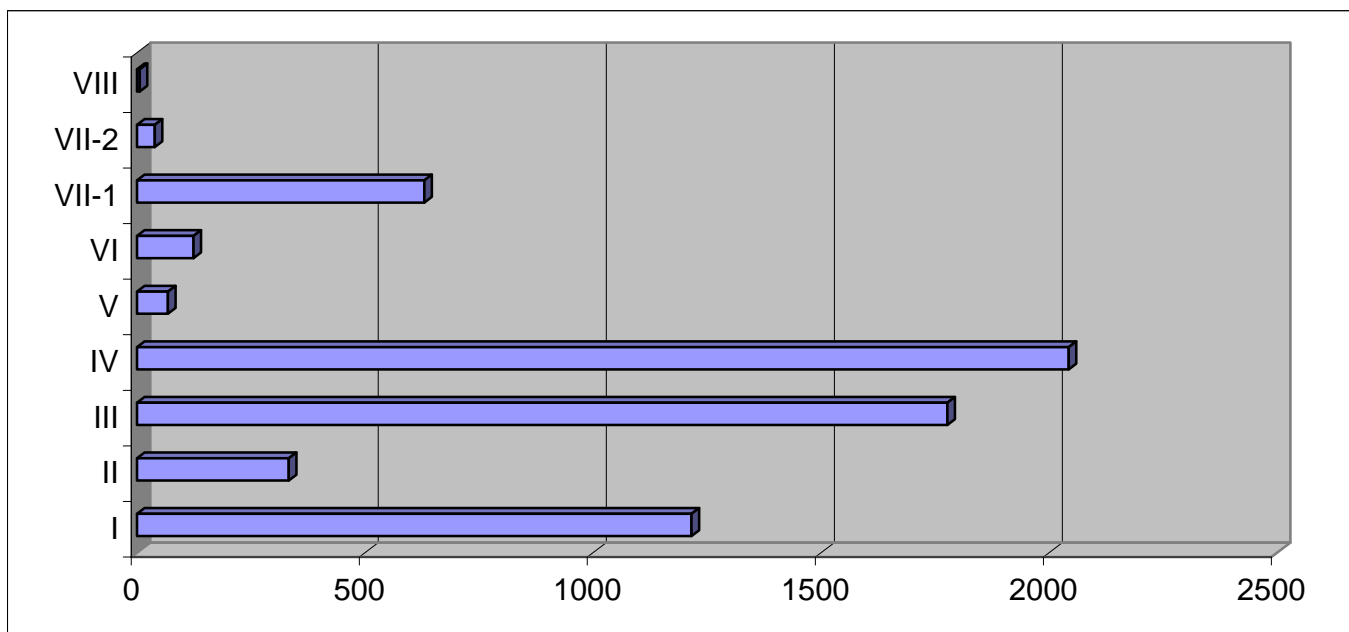
## STRUKTURA SLOBODNIH RADNIH MJESTA PREMA OPŠTINAMA U MJESECU JULU 2008. GODINE STRUCTURE OF VACANCIES BY MUNICIPALITIES IN JULY 2008



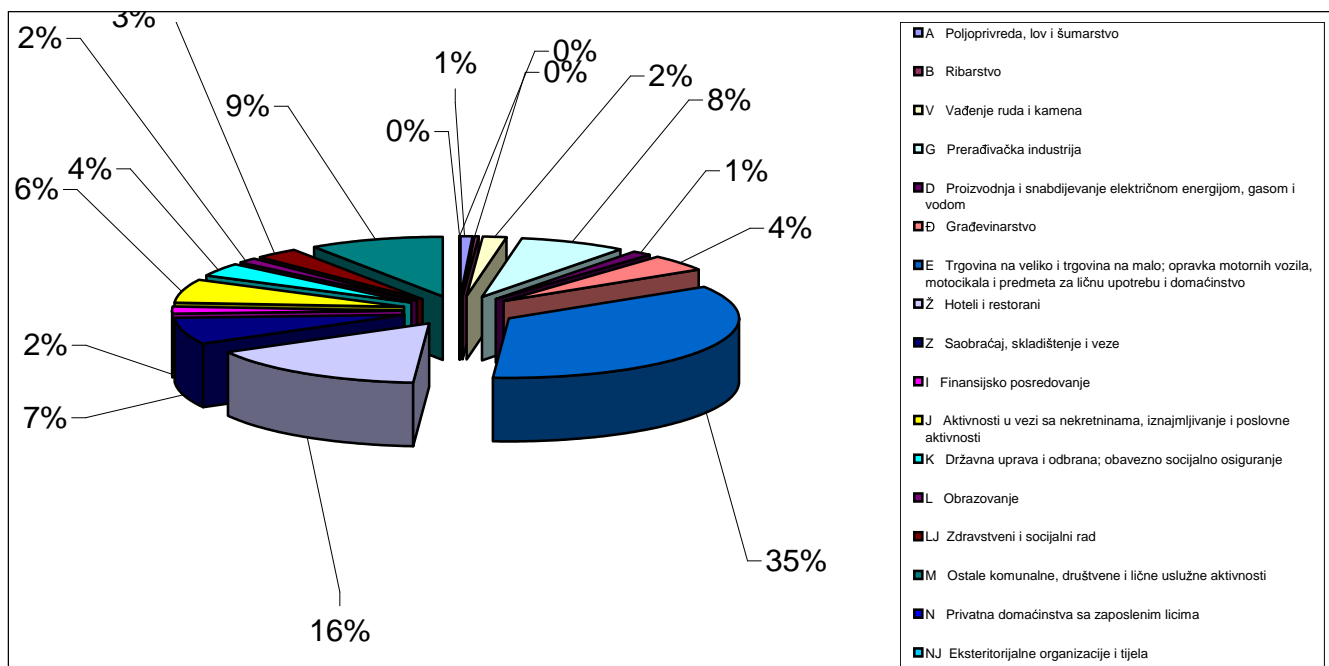
Educational level											
IV		V		VI		VII-1		VII-2		VIII	
Ukupno Total	Pripravnici Trainees	Ukupno Total	Pripravnici Trainees	Ukupno Total	Pripravnici Trainees	Ukupno Total	Pripravnici Trainees	Ukupno Total	Pripravnici Trainees	Ukupno Total	Pripravnici Trainees
0	0	0	0	0	0	0	0	0	0	0	0
132	6	18	1	8	0	17	4	0	0	0	0
24	0	0	0	0	0	3	1	0	0	0	0
26	0	2	0	3	0	10	4	0	0	0	0
260	3	14	0	10	0	27	3	4	0	5	0
49	12	1	0	2	0	13	5	0	0	0	0
26	1	0	0	0	0	11	2	0	0	0	0
115	3	3	0	23	3	24	13	7	0	0	0
13	3	0	0	2	0	7	2	0	0	0	0
89	4	1	0	6	0	14	7	3	0	0	0
4	0	1	0	1	1	4	3	0	0	0	0
161	15	1	0	9	2	46	10	0	0	0	0
0	0	0	0	0	0	1	0	0	0	0	0
0	0	0	0	1	0	0	0	0	0	0	0
73	16	0	0	0	0	9	1	0	0	0	0
979	16	26	0	45	5	420	129	25	0	1	0
11	0	0	0	7	1	2	1	0	0	0	0
3	0	0	0	1	0	0	0	0	0	0	0
26	0	1	0	3	0	12	2	0	0	0	0
39	0	0	0	3	2	6	2	0	0	0	0
13	0	0	0	0	0	4	3	0	0	0	0
<b>2043</b>	<b>79</b>	<b>68</b>	<b>1</b>	<b>124</b>	<b>14</b>	<b>630</b>	<b>192</b>	<b>39</b>	<b>0</b>	<b>6</b>	<b>0</b>

STRUKTURA SLOBODNIH RADNIH MJESTA PREMA STEPENU STRUČNE SPREME  
U MJESECU JULU 2008. GODINE  
STRUCTURE OF VACANCIES BY EDUCATIONAL LEVEL IN JULY 2008

G 15



Djelatnost	UKUPNO TOTAL	Pripravnici Trainees	Stepen stručne spreme			
			I	II	III	
			Ukupno Total	Ukupno Total	Ukupno Total	Pripravnici Trainees
A Poljoprivreda, lov i šumarstvo	50	7	7	6	20	
B Ribarstvo	22	0	8	2	10	
V Vađenje ruda i kamena	97	5	34	4	19	
G Prerađivačka industrija	477	8	169	24	148	
D Proizvodnja i snabdijevanje električnom energijom, gasom i vodom	86	5	3	2	50	
Đ Građevinarstvo	279	8	93	14	73	
E Trgovina na veliko i trgovina na malo; opravka motornih vozila, motocikala i predmeta za ličnu upotrebu i domaćinstvo	2176	30	425	104	713	
Ž Hoteli i restorani	995	3	180	138	365	
Z Saobraćaj, skladištenje i veze	435	14	38	3	141	
I Finansijsko posredovanje	131	16	3		1	
J Aktivnosti u vezi sa nekretninama, iznajmljivanje i poslovne aktivnosti	390	26	68	19	120	
K Državna uprava i odbrana; obavezno socijalno osiguranje	224	97	5	1	4	
L Obrazovanje	96	7	2		2	
LJ Zdravstveni i socijalni rad	193	51	9	2	7	1
M Ostale komunalne, društvene i lične uslužne aktivnosti	584	10	172	14	112	
N Privatna domaćinstva sa zaposlenim licima	0	0				
NJ Eksteritorijalne organizacije i tijela	1	0			1	
<b>UKUPNO</b>	<b>6236</b>	<b>287</b>	<b>1216</b>	<b>333</b>	<b>1786</b>	<b>1</b>

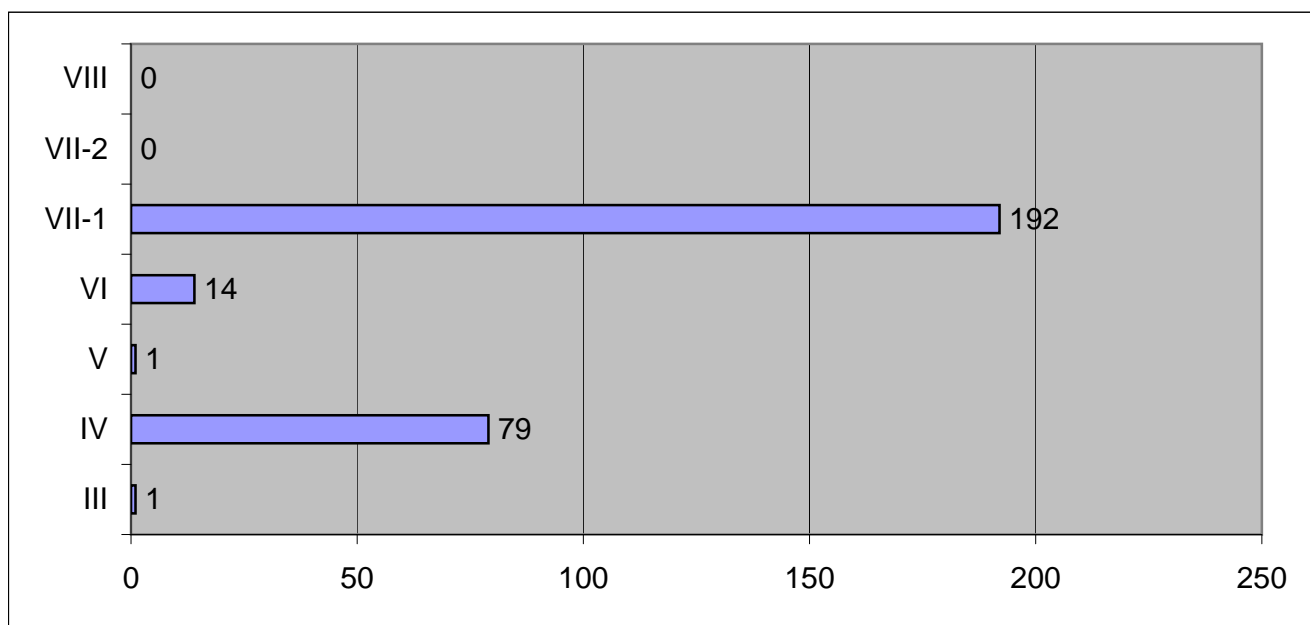


Educational level												Sector of economic activity
IV		V		VI		VII-1		VII-2		VIII		
Ukupno Total	Pripravnici Trainees	Ukupno Total	Pripravnici Trainees	Ukupno Total	Pripravnici Trainees	Ukupno Total	Pripravnici Trainees	Ukupno Total	Pripravnici Trainees	Ukupno Total	Pripravnici Trainees	
7		1		1	1	8	6					A. Agriculture, hunting and forestry
2												B. Fishing
33				4	3	3	2					C. Mine and stone extraction
94	1			5	1	37	6					D. Manufacturing industry
17		2		1		11	5					E. El.power, gas and water production and supply
64	2	7		1	1	27	5					F. Construction
787	5	4		35		108	25					G. Wholesale and retail trade; repair of motor vehicles, motorcycles and personal and household devices
267		22		8		15	3					H. Hotels and restaurants
180	10	8	1	26	1	39	2					I. Transportation, storage and communication
62	1			7		58	15					J. Finance brokerage
122	3	1		9	3	51	20					K. Real-estate, renting and business activities
45	20	2		7	3	160	74					L. Public administration and defense; mandatory social insurance
4				7		51	7	24		6		M. Education
114	36			7		39	14	15				N. Health care and social work
236	1	21		6	1	23	8					O. Other utility, social and personal service activities
												P. Private households with employed persons
												Q. Extra-territorial organizations and bodies
2034	79	68	1	124	14	630	192	39	0	6	0	Total

STRUKTURA OGLAŠENIH SLOBODNIH RADNIH MJESTA ZA PRIPRAVNIKE PREMA STEPENU STRUČNE SPREME  
U MJESECU JULU 2008. GODINE

G 17

STRUCTURE OF ANNOUNCED VACANCIES FOR TRAINEES BY EDUCATIONAL LEVEL IN JULY 2008



# T 11

## PREGLED OGLAŠENIH SLOBODNIH RADNIH MJESTA PREMA VRSTI RADNOG MJESTA, VRSTI RADNOG ODNOSA I STEPENU STRUČNE SPREME U JULU 2008. GODINE

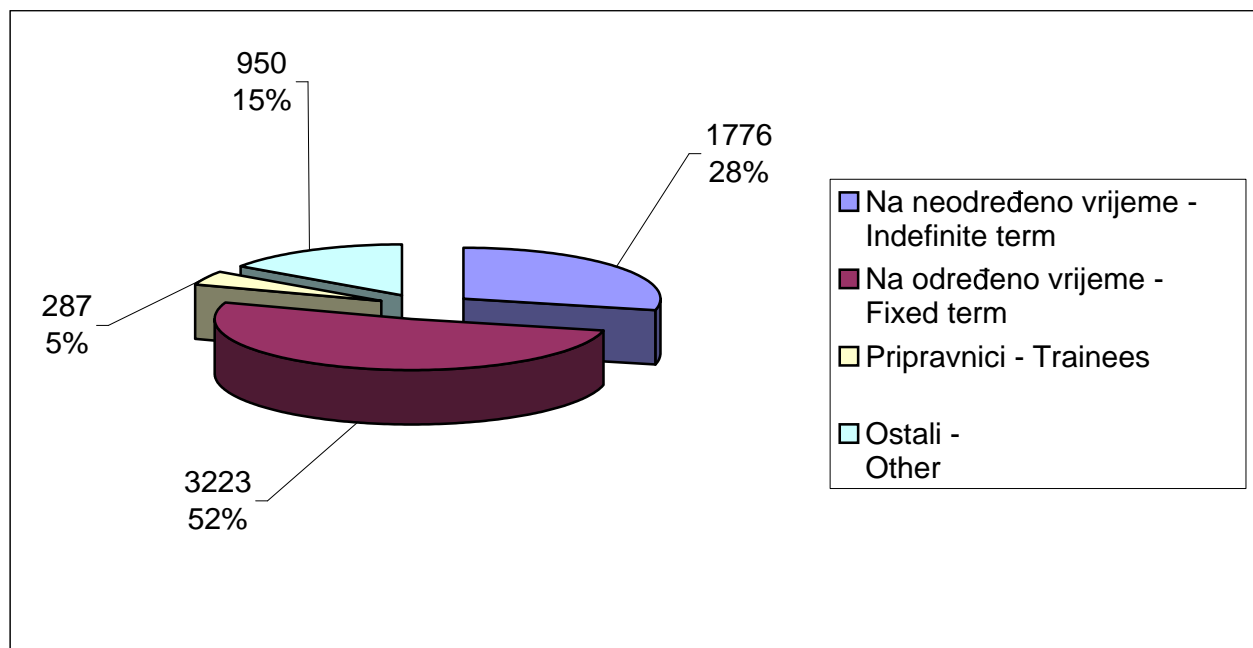
### ANNOUNCED VACANCIES BY JOB TYPE, EMPLOYMENT CONTRACT TYPE AND EDUCATIONAL LEVEL IN JULY 2008

Stepen stručne spreme Educational level	Ukupno Total	Vrsta radnog mjesta Type of job		Vrsta radnog odnosa employment			
		Novootvorena - Newly created	Upraznjena - Vacancy	Na neodređeno vrijeme - Indefinite term	Na određeno vrijeme - Fixed term	Pripravnici - Trainees	Ostali - Other
I	1216	744	472	246	711		259
II	333	242	91	91	103		139
III	1786	1157	629	654	815	1	316
IV	2034	1083	951	502	1239	79	214
V	68	24	44	7	46	1	14
VI	124	59	65	43	65	14	2
VII-1	630	307	323	210	222	192	6
VII-2	39	16	23	18	21		
VIII	6	6		5	1		
<b>UKUPNO - TOTAL</b>	<b>6236</b>	<b>3638</b>	<b>2598</b>	<b>1776</b>	<b>3223</b>	<b>287</b>	<b>950</b>

# G 18

## STRUKTURA OGLAŠENIH SLOBODNIH RADNIH MJESTA PREMA VRSTI RADNOG ODNOSA U MJESECU JULU 2008. GODINE

### STRUCTURE OF ANNOUNCED VACANCIES BY EMPLOYMENT CONTRACT TYPE IN JULY 2008



# Mjesečni statistički bilten

Jul 2008. godine

# T 12

## PREGLED ZASNIVANJA RADNOG ODNOSA PREMA OPŠTINAMA, STRUČNOJ SPREMI I POLU U MJESECU JULU 2008. GODINE

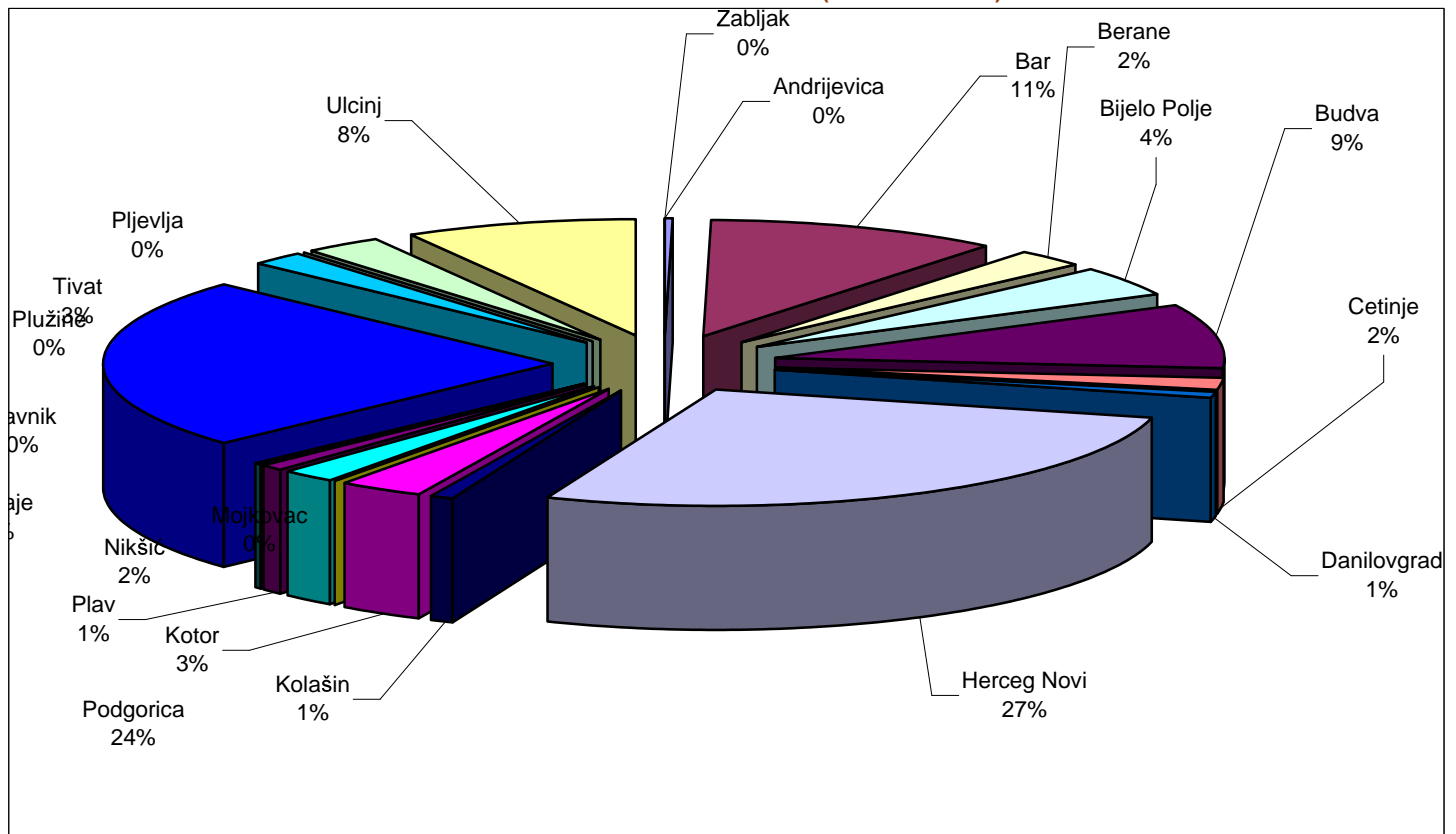
### EMPLOYED BY MUNICIPALITIES, EDUCATIONAL LEVEL AND GENDER IN JULY 2008

Redni broj --- Row number	Opština --- Municipality	Ukupan broj novozaposlenih lica (podaci Fonda PIO) Total number of newly employed (fund PIO data)	Broj lica zaposlenih posredstvom ZZZCG Number of employed through EAM brokerage	Pripravnici Trainees	Stepen stručne spreme			
					I	II	III	
					Ukupno Total	Ukupno Total	Ukupno Total	Pripravnici Trainees
1.	Andrijevica	8	3	0	1	0	2	0
2.	Bar	406	55	1	14	1	22	0
3.	Berane	94	97	2	25	1	21	0
4.	Bijelo Polje	159	77	2	16	1	27	0
5.	Budva	341	139	0	27	19	40	0
6.	Cetinje	73	31	4	7	0	8	0
7.	Danilovgrad	31	29	1	8	1	8	0
8.	Herceg Novi	1043	654	6	96	126	275	0
9.	Kolašin	28	46	0	5	3	20	0
10.	Kotor	116	199	7	22	21	73	0
11.	Mojkovac	6	7	3	1	0	1	0
12.	Nikšić	76	405	7	49	9	113	0
13.	Plav	22	1	0	0	0	0	0
14.	Plužine	0	100	0	3	2	32	0
15.	Pljevlja	16	15	6	4	0	7	0
16.	Podgorica	917	1186	34	162	31	316	0
17.	Rožaje	75	10	3	2	0	4	0
18.	Šavnik	1	0	0	0	0	0	0
19.	Tivat	103	143	0	28	11	53	0
20.	Ulcinj	321	257	1	89	5	107	0
21.	Žabljak	0	28	0	2	3	11	0
<b>Ukupno</b> --- <b>Total</b>		<b>3836</b>	<b>3482</b>	<b>77</b>	<b>561</b>	<b>234</b>	<b>1140</b>	<b>0</b>

# G 19

## STRUKTURA ZASNIVANJA RADNOG ODNOSA PREMA OPŠTINAMA U MJESECU JULU 2008. GODINE ( PODACI FONDA PIO )

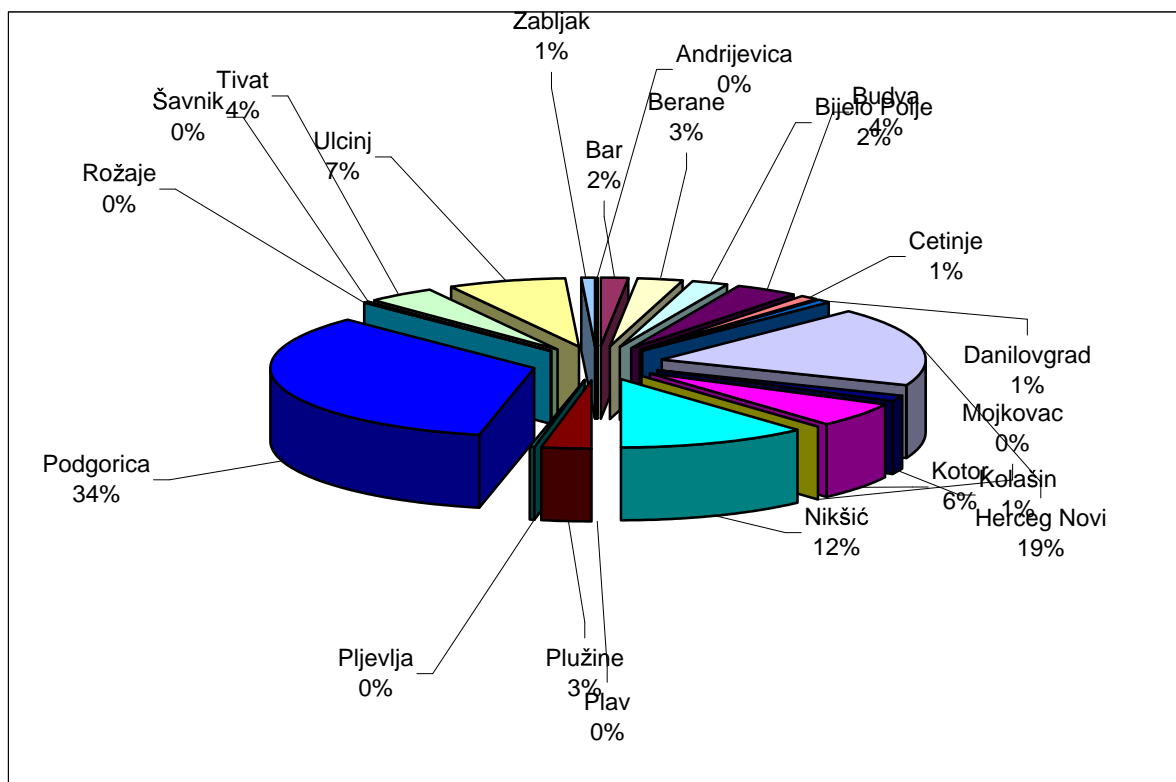
### STRUCTURE OF EMPLOYED BY MUNICIPALITIES IN JULY 2008 (PIO FUND DATA)



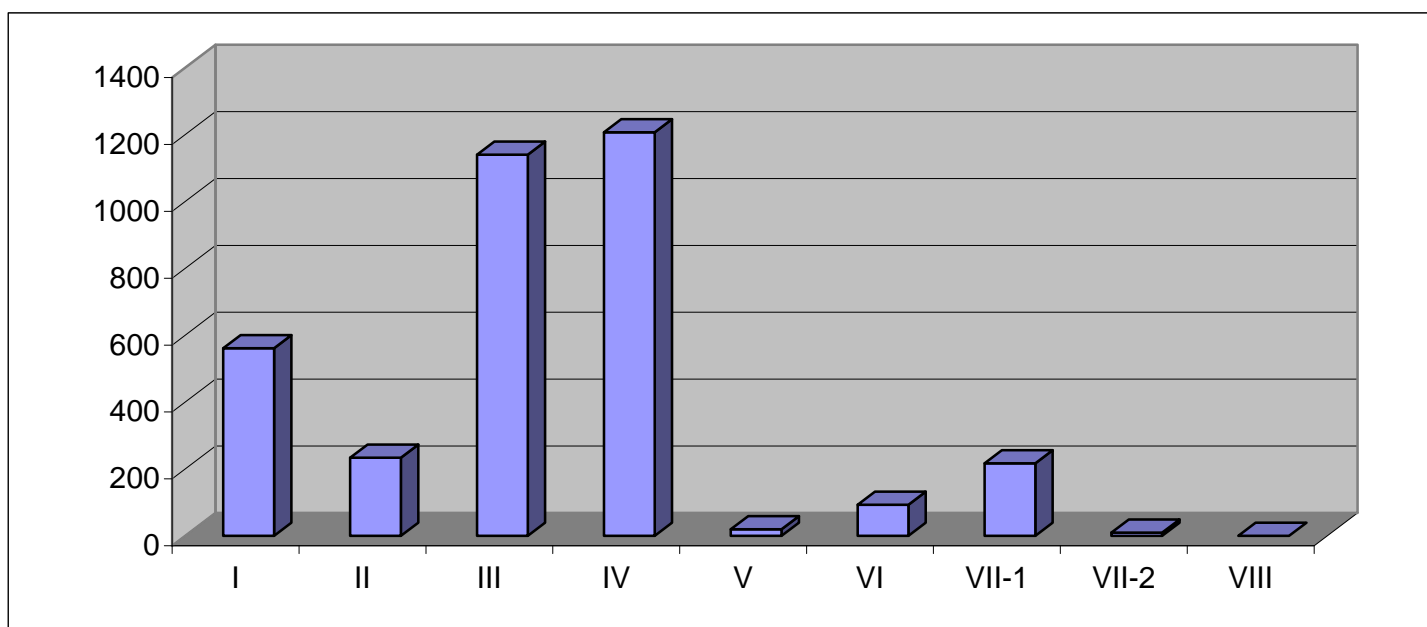


Educational level											
IV		V		VI		VII-1		VII-2		VIII	
Ukupno Total	Pripravnici Trainees	Ukupno Total	Pripravnici Trainees	Ukupno Total	Pripravnici Trainees	Ukupno Total	Pripravnici Trainees	Ukupno Total	Pripravnici Trainees	Ukupno Total	Pripravnici Trainees
0	0	0	0	0	0	0	0	0	0	0	0
16	0	0	0	0	0	2	1	0	0	0	0
39	0	0	0	3	0	8	2	0	0	0	0
25	0	1	0	5	1	2	1	0	0	0	0
46	0	0	0	4	0	3	0	0	0	0	0
14	2	0	0	1	1	1	1	0	0	0	0
10	0	0	0	0	0	2	1	0	0	0	0
123	0	3	0	13	3	18	3	0	0	0	0
17	0	0	0	1	0	0	0	0	0	0	0
67	6	0	0	3	0	13	1	0	0	0	0
1	0	0	0	3	3	1	0	0	0	0	0
183	3	2	0	16	0	33	4	0	0	0	0
1	0	0	0	0	0	0	0	0	0	0	0
48	0	1	0	6	0	8	0	0	0	0	0
3	3	0	0	0	1	0	2	1	0	0	0
514	11	10	0	31	3	114	20	8	0	0	0
1	0	0	0	1	1	2	2	0	0	0	0
0	0	0	0	0	0	0	0	0	0	0	0
40	0	3	0	2	0	5	0	1	0	0	0
48	1	0	0	3	0	5	0	0	0	0	0
11	0	0	0	1	0	0	0	0	0	0	0
<b>1207</b>	<b>26</b>	<b>20</b>	<b>0</b>	<b>93</b>	<b>13</b>	<b>217</b>	<b>38</b>	<b>10</b>	<b>0</b>	<b>0</b>	<b>0</b>

BROJ ZAPOSLENIH LICA POSREDSTVOM ZAVODA ZA ZAPOSŁJAVANJE U MJESECU JULU 2008. GODINE **G 20**  
 NUMBER OF PERSONS EMPLOYED THROUGH EAM BROKERAGE IN JULY 2008



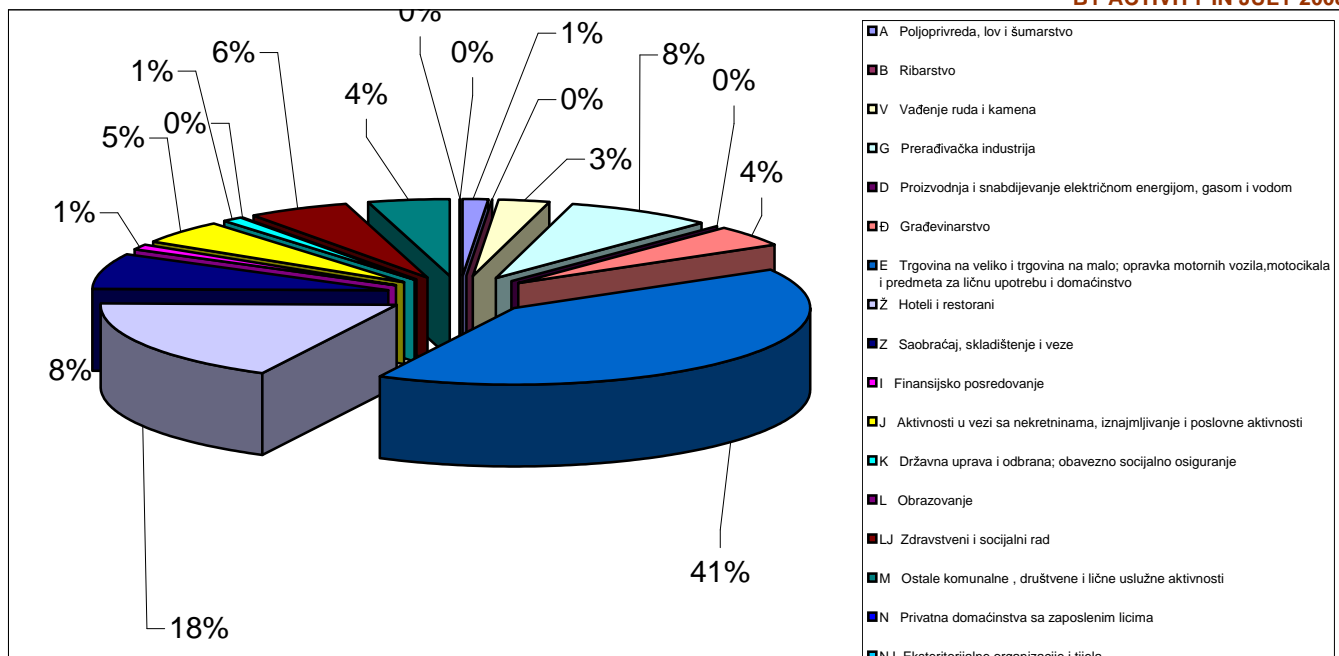
Djelatnost	UKUPNO TOTAL	Pripravnici Trainees	Stepen stručne spreme			
			I	II	III	
			Ukupno Total	Ukupno Total	Ukupno Total	Pripravnici Trainees
A Poljoprivreda, lov i šumarstvo	45	0	10	4	18	
B Ribarstvo	6	0	1		2	
V Vađenje ruda i kamena	96	5	24		26	
G Prerađivačka industrija	277	7	51	8	109	
D Proizvodnja i snabdijevanje električnom energijom, gasom i vodom	5	3	1		1	
Đ Građevinarstvo	156	4	31	14	37	
E Trgovina na veliko i trgovina na malo; opravka motornih vozila, motocikala i predmeta za ličnu upotrebu i domaćinstvo	1414	8	216	76	473	
Ž Hoteli i restorani	618	0	102	98	279	
Z Saobraćaj, skladištenje i veze	268	4	30	10	74	
I Finansijsko posredovanje	37	3			1	
J Aktivnosti u vezi sa nekretninama, iznajmljivanje i poslovne aktivnosti	171	10	27	6	40	
K Državna uprava i odbrana; obavezno socijalno osiguranje	36	5	3		10	
L Obrazovanje	4	0			1	
LJ Zdravstveni i socijalni rad	195	22	22	5	23	
M Ostale komunalne, društvene i lične uslužne aktivnosti	152	6	43	13	46	
N Privatna domaćinstva sa zaposlenim licima	1	1				
NJ Eksteritorijalne organizacije i tijela	1	0				
UKUPNO	3482	78	561	234	1140	0



Educational level												Sector of economic activity
IV		V		VI		VII-1		VII-2		VIII		
Ukupno Total	Pripravnici Trainees	Ukupno Total	Pripravnici Trainees	Ukupno Total	Pripravnici Trainees	Ukupno Total	Pripravnici Trainees	Ukupno Total	Pripravnici Trainees	Ukupno Total	Pripravnici Trainees	
9		1		1		1		1				A. Agriculture, hunting and forestry
2								1				B. Fishing
28				6	3	12	2					C. Mine and stone extraction
88	4	2		6	1	13	2					D. Manufacturing industry
2	2			1	1							E. El.power, gas and water production and supply
47		2		7	1	18	3					F. Construction
555	1	4		37	3	52	4	1				G. Wholesale and retail trade; repair of motor vehicles, motorcycles and personal and household devices
125				6		8						H. Hotels and restaurants
117		4		5	1	28	3					I. Transportation, storage and communication
14	1			1		20	2	1				J. Finance brokerage
62	1	3		8	2	25	7					K. Real-estate, renting and business activities
9				3	2	11	3					L. Public administration and defense; mandatory social insurance
2						1						M. Education
109	15	3		9		18	7	6				N. Health care and social work
37	2	1		3		8	4	1				O. Other communal, social and personal service activities
0						1	1					P. Private households with employed persons
1												Q. Extra-territorial organizations and bodies
1207	26	20	0	93	14	217	38	10	0	0	0	Total

STRUKTURA ZASNIVANJA RADNOG ODNOSA POSREDSTVOM ZZZCG  
 PO DJELATNOSTIMA U MJESECU JULU 2008. GODINE  
 STRUCTURE OF NEWLY EMPLOYED THROUGH EAM BROKERAGE  
 BY ACTIVITY IN JULY 2008

G 22



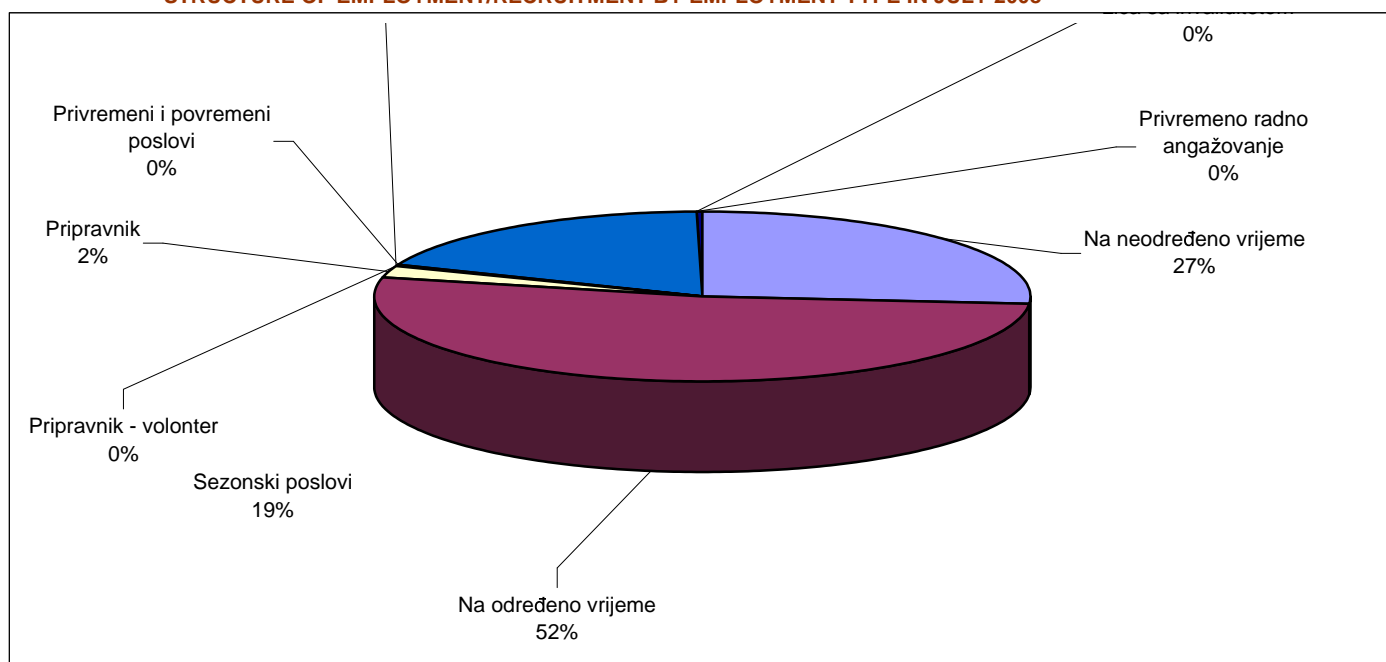
# T 14

## PREGLED ZASNIVANJA RADNOG ODNOSA PREMA VRSTI RADNOG ODNOSA - ANGAŽOVANJA I NAČINU ZAPOŠLJAVANJA U JULU 2008. GODINE EMPLOYED PERSONS BY EMPLOYMENT-RECRUITMENT TYPE IN JULY 2008

Vrsta radnog odnosa - angažovanja	UKUPNO TOTAL	Način zapošljavanja Type of recruitment			Type of employment-recruitment
		Iz radnog odnosa Labour based	Sa evidencije nezaposlenih lica From the register of unemployed	Ostalo Other	
Na neodređeno vrijeme	923	28	563	332	Indefinite term
Na određeno vrijeme	1816	28	1396	392	Fixed term
Pripravnik	77		69	8	Trainee
Pripravnik - volonter	1		1		Trainee volunteer
Dopunski rad	6	1	1	4	Additional work
Privremeni i povremeni poslovi	0				Temporary and occasional jobs
Sezonski poslovi	654		652	2	Seasonal jobs
Privremeno radno angažovanje	0				Temporary work
Lica sa invaliditetom	5		5		Persons with disability
UKUPNO	3482	57	2687	738	TOTAL

# G 23

## STRUKTURA ZASNIVANJA RADNOG ODNOSA PREMA VRSTI RADNOG ODNOSA U MJESECU JULU 2008. GODINE STRUCTURE OF EMPLOYMENT/RECRUITMENT BY EMPLOYMENT TYPE IN JULY 2008



THE MOST DEMANDED OCCUPATIONS BY REGISTERED NEEDS IN JULY 2008

Šifra zanimanja Occupation code	Zanimanje Occupation	Broj traženih radnika Number of vacancies	Zanimanje Occupation
109900	Lica bez zanimanja i stručne spreme (I SSS - NK)	954	Persons without occupation or degree (I - unskilled)
306400	Prodavac (III SSS i KV)	459	Salesman (III and skilled)
306513	Kelner	310	Waiter III
305600	Vozač drumskog vozila (III SSS i KV)	153	Road vehicle driver (III and skilled)
406400	Trgovacki tehničar (IV SSS)	135	Technician in trade (IV)
406513	Konobar	134	Waiter IV
306517	Točilac pića	112	Beverage pourer
716700	Diplomirani ekonomista za opštu ekonomiju, bankarstvo i finansije (VII/1 SSS)	102	Economist for general economics, banking and finance (VII/1)
206500	Pomoćni ugostitelj (II SSS i PK)	97	Auxiliary hotel-keeper (II and semi-skilled)
406700	Ekonomski tehničar (IV SSS)	94	Technician in business administration (IV)
104501	Komunalni higijeničar	91	Hygiene worker in public utilities
106401	Trgovinski manipulant	86	Dealer in trade
716800	Diplomirani pravnik (VII/1 SSS)	70	Lawyer (VII/1)
306515	Kuvar jednostavnih jela	61	Simple dishes cook
206400	Rukovalac robom - pomoćni prodavac (II SSS i PK)	58	Goods operator - auxiliary salesman (II and semi-skilled)
408201	Maturant gimnazije (IV SSS)	55	Graduate from comprehensive grammar school (IV)
301813	Bravar	47	Locksmith
206522	Sobarica	42	Chambermaid
409000	Medicinski tehničar (IV SSS)	40	Technician in medicine (IV)
406523	Recepcionar	35	Receptionist
406515	Kuvar	34	Cook
304502	Rukovalac komunalnih vozila	34	Operator of public utilities vehicles
716710	Diplomirani ekonomista	33	Graduated economist
406000	Tehničar PTT saobraćaja (IV SSS)	30	Technician in PTT (IV)
301836	Zavarivač - rezač gasom	28	Welder - cutter using gas
718301	Matematičar	27	Mathematician
306702	Kasir	26	Cashier
206515	Pomoćni kuvar	24	Auxiliary cook
109901	Nosač	23	Carrier
104502	Čistac prostorija	23	Premises sweeper
409200	Farmaceutski tehničar (IV SSS)	22	Technician in pharmaceuticals (IV)
616700	Ekonomista za finansije, računovodstvo i bankarstvo (VI/1 SSS)	21	Economist for finance, accounting and banking (VI/1)
305604	Vozač teretnjaka	21	Cargo vehicle driver
309640	Frizer za žene	19	Hairdresser for women
506517	Barmen	18	Bartender
409002	Medicinska sestra	18	Nurse
405604	Vozač teretnog motornog vozila	17	Cargo motor-vehicle driver
302220	Automehaničar	17	Car body mechanic
711800	Diplomirani mašinski inženjer (VII/1 SSS)	16	Engineer in mechanical engineering (VII/1)
406453	Komercijalni tehničar	16	Technician in sales
306421	Prodavac u maloprodaji prehrambene robe	16	Salesman in retail of food
302431	Elektroinstalater	16	Electric devices installer
719901	VSS društvenog smjera	15	University education - social sciences
405731	Otpravnik vozova	15	Train dispatcher
715200	Diplomirani inženjer građevinarstva (VII/1 SSS)	14	Engineer in civil engineering (VII/1)
719200	Diplomirani farmaceut (VII/1 SSS)	13	Graduated pharmacist (VII/1)

# T 16

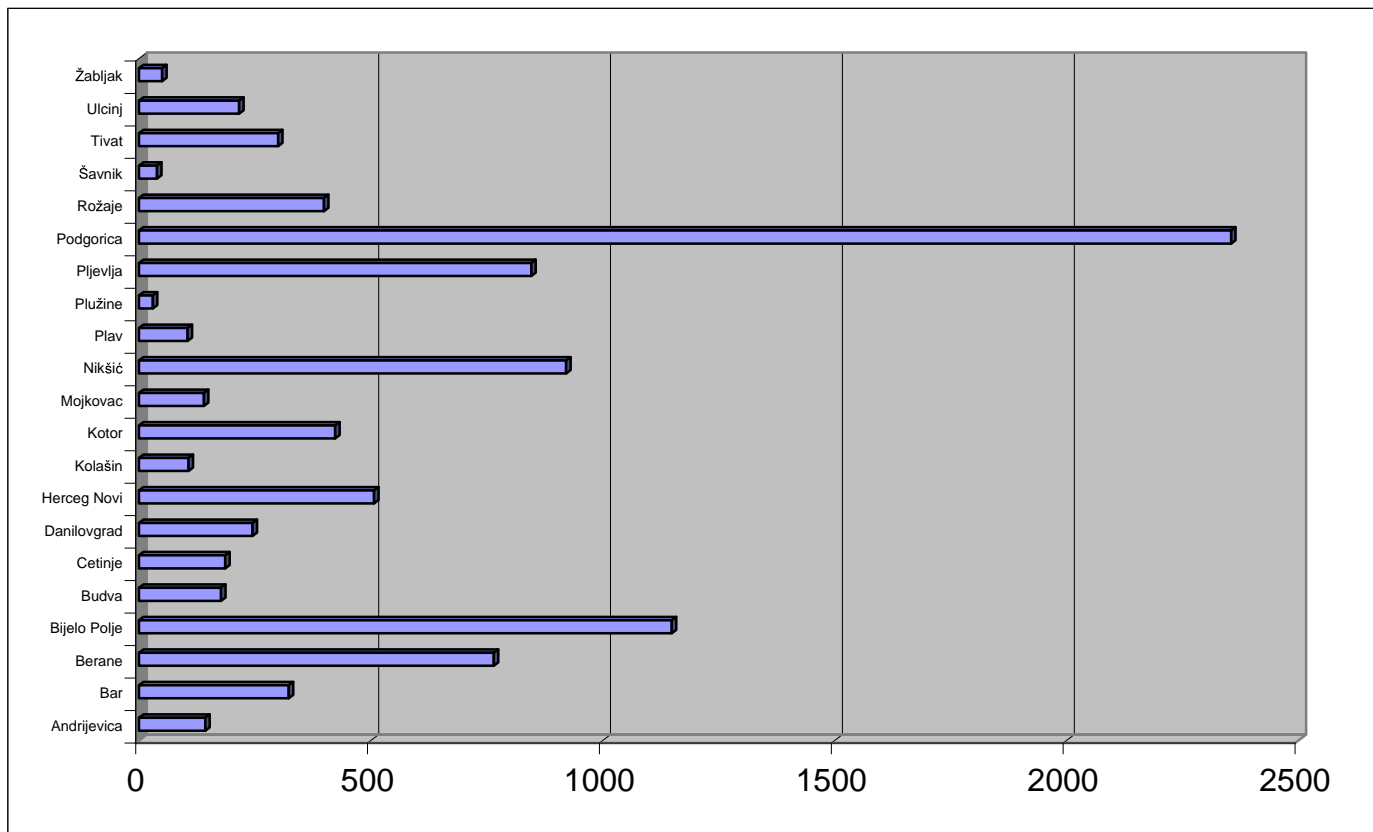
## PREGLED BROJA ISPLATA NOVČANE NAKNADE I IZNOS ISPLAĆENIH SREDSTAVA PREMA OPŠTINAMA, STRUČNOJ SPREMI I POLU U MJESECU JULU 2008. GODINE

### NUMBER OF UNEMPLOYMENT BENEFITS PAID OFF AND AMOUNT OF PAID FUNDS BY MUNICIPALITIES, EDUCATIONAL LEVEL AND GENDER IN JULY 2008

Redni broj --- Row number	Opština --- Municipality	Iznos sredstava Amount	Broj isplata Number of claimants	Žene Women	Stepen stručne spreme					
					I		II		III	
					Ukupno --- Total	Žene --- Women	Ukupno --- Total	Žene --- Women	Ukupno --- Total	Žene --- Women
1.	Andrijevica	2025,97	143	47	44	15	0	0	64	20
2.	Bar	13560,90	323	192	75	28	42	25	79	58
3.	Berane	42095,82	765	183	354	69	0	0	311	75
4.	Bijelo Polje	36664,30	1149	466	410	181	93	57	428	139
5.	Budva	8195,19	177	60	24	10	28	5	65	20
6.	Cetinje	7140,00	186	88	50	27	7	5	73	31
7.	Danilovgrad	10488,62	245	75	50	6	8	3	96	28
8.	Herceg Novi	22201,64	507	175	28	3	66	44	200	64
9.	Kolašin	3729,00	107	27	42	4	4	3	38	11
10.	Kotor	18658,01	423	127	39	5	73	19	202	14
11.	Mojkovac	4525,90	140	40	48	8	8	1	48	15
12.	Nikšić	36350,39	921	485	187	78	61	28	337	179
13.	Plav	5231,34	105	21	37	6	0	0	44	7
14.	Plužine	990,00	30	7	7	1	10	3	11	3
15.	Pļjevlja	36651,94	846	261	191	29	189	41	275	87
16.	Podgorica	102251,06	2355	819	465	112	150	64	869	287
17.	Rožaje	17696,43	399	141	129	43	0	0	152	64
18.	Šavnik	1287,00	39	10	14	4	4	1	8	1
19.	Tivat	19885,21	300	106	29	18	41	17	54	16
20.	Ulcinj	9085,65	216	73	53	14	42	11	56	10
21.	Žabljak	2445,63	50	14	8	1	9	2	20	7
	<b>Ukupno</b> --- <b>Total</b>	<b>401160,00</b>	<b>9426</b>	<b>3417</b>	<b>2284</b>	<b>662</b>	<b>835</b>	<b>329</b>	<b>3430</b>	<b>1136</b>

# G 24

## STRUKTURA BROJA ISPLATA NOVČANE NAKNADE U MJESECU JULU 2008. GODINE STRUCTURE OF NUMBER OF UNEMPLOYMENT BENEFITS PAID OFF IN JULY 2008



Educational level											
IV		V		VI		VII-1		VII-2		VIII	
Ukupno ---- Total	Žene ---- Women	Ukupno ---- Total	Žene ---- Women	Ukupno ---- Total	Žene ---- Women	Ukupno ---- Total	Žene ---- Women	Ukupno ---- Total	Žene ---- Women	Ukupno ---- Total	Žene ---- Women
25	7	0	0	7	3	3	2	0	0	0	0
105	70	0	0	2	1	20	10	0	0	0	0
62	21	0	0	23	11	15	7	0	0	0	0
162	73	3	1	16	5	37	10	0	0	0	0
51	16	1	1	8	8	0	0	0	0	0	0
48	22	3	0	1	1	3	2	0	0	1	0
63	32	15	4	3	0	10	2	0	0	0	0
145	42	25	3	13	7	29	12	1	0	0	0
21	8	1	1	1	0	0	0	0	0	0	0
35	58	24	7	26	18	24	6	0	0	0	0
27	15	2	0	4	0	3	1	0	0	0	0
249	162	16	6	27	3	44	29	0	0	0	0
18	4	0	0	3	2	3	2	0	0	0	0
0	0	0	0	2	0	0	0	0	0	0	0
149	91	9	2	22	8	11	3	0	0	0	0
623	280	87	4	38	19	123	53	0	0	0	0
71	13	0	0	28	14	19	7	0	0	0	0
13	4	0	0	0	0	0	0	0	0	0	0
94	40	32	2	14	11	36	2	0	0	0	0
60	33	0	0	4	4	1	1	0	0	0	0
12	3	0	0	0	0	1	1	0	0	0	0
<b>2033</b>	<b>994</b>	<b>218</b>	<b>31</b>	<b>242</b>	<b>115</b>	<b>382</b>	<b>150</b>	<b>1</b>	<b>0</b>	<b>1</b>	<b>0</b>

STRUKTURA BROJA ISPLATA NOVČANE NAKNADE PO STEPENU STRUČNE SPREME  
U MJESECU JULU 2008. GODINE

G 25

STRUCTURE OF NUMBER OF UNEMPLOYMENT BENEFITS PAID  
OFF BY EDUCATIONAL LEVEL IN JULY 2008

