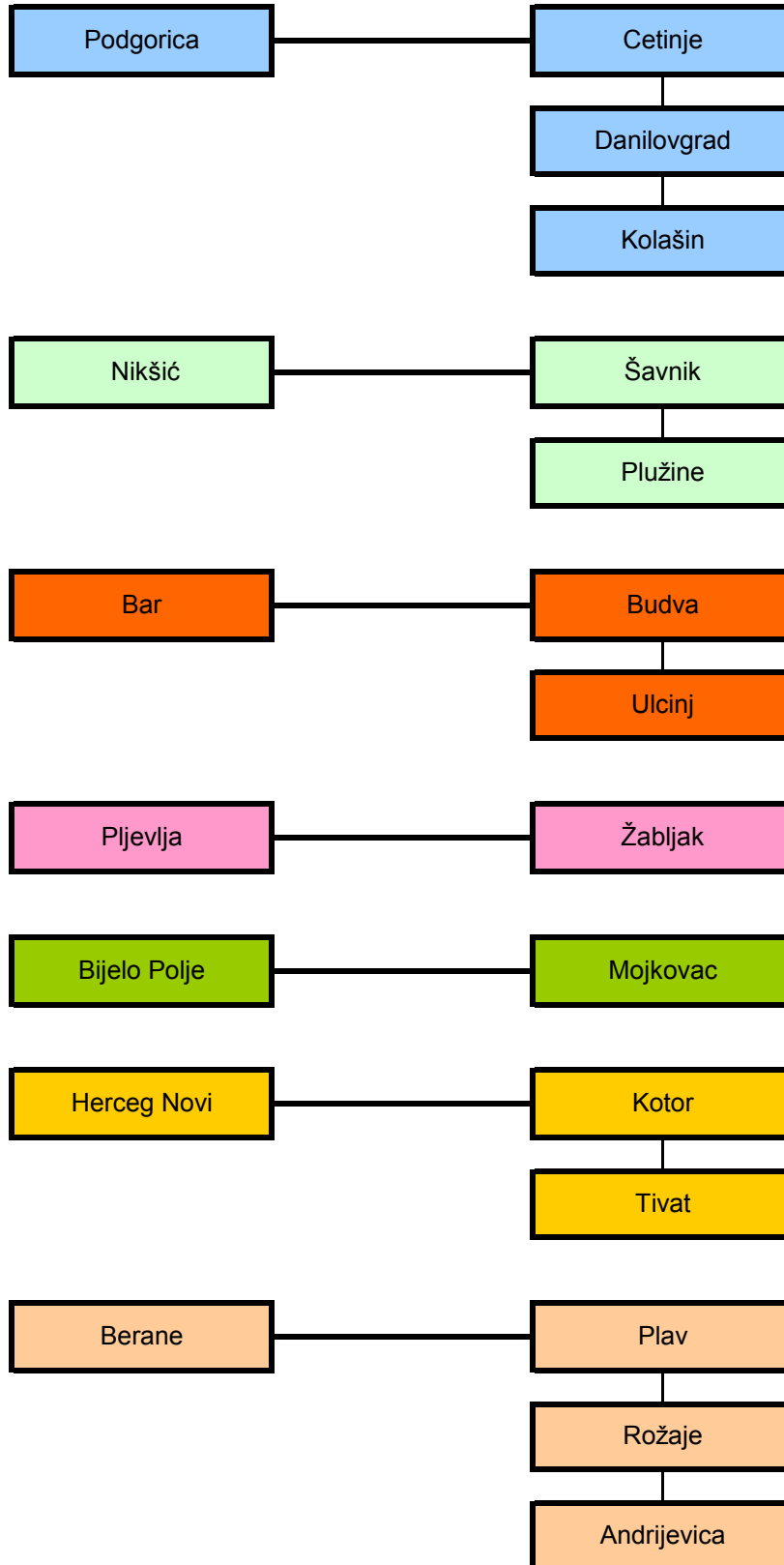


BIROI RADA SA KANCELARIJAMA ZAVODA ZA ZAPOSŁJAVANJE CRNE GORE

BIROI RADA
EMPLOYMENT BUREAUS

KANCELARIJE
LOCAL OFFICES

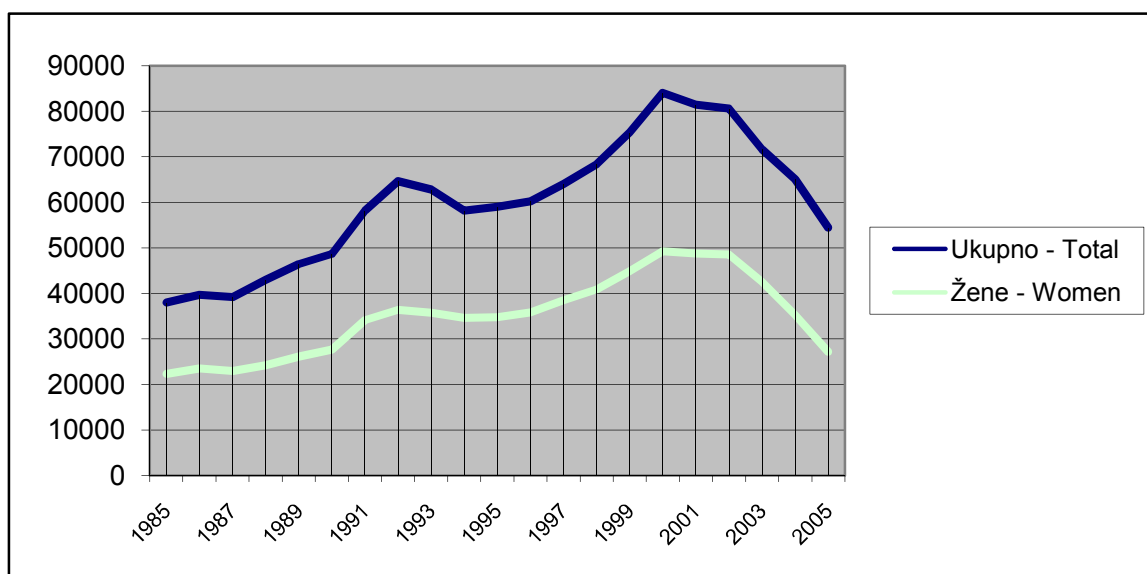




| Godina Year | Novo- prijavljeni ----- Newly registered | Zaposleni sa evidencije ZZZCG ----- Employed from register | Prestanak vođenja evidencije ----- Termination of keeping evidence | Nezaposlena lica (prosjeak) Unemployed persons (average) | | | | | Prijavljene potrebe za radnicima i pripravnica ----- Registered vacancies |
|----------------|--|---|--|---|---|------------------------|--|--|---|
| | | | | Ukupno ----- Total | Lančani indeks ----- Chain index | Žene ----- Women | Prvi put traže zaposlenje ----- First-time job seekers | Korisnici novčane naknade ----- Unemployment benefit claimants | |
| 1985 | 25824 | 13536 | ... | 37973 | 108.86 | 22297 | 30331 | 1296 | 23480 |
| 1986 | 27180 | 13764 | ... | 39666 | 104.45 | 23479 | 29825 | 1698 | 24791 |
| 1987 | 26508 | 11832 | ... | 39146 | 98.68 | 22938 | 29141 | 2024 | 22579 |
| 1988 | 23804 | 11168 | ... | 43001 | 109.84 | 24166 | 31031 | 3751 | 20807 |
| 1989 | 22620 | 10469 | ... | 46450 | 108.02 | 26112 | 33623 | 3807 | 20579 |
| 1990 | 24792 | 8816 | ... | 48684 | 104.80 | 27667 | 35712 | 5179 | 15547 |
| 1991 | 21292 | 5832 | 7789 | 58144 | 119.43 | 34109 | 34809 | 5374 | 14009 |
| 1992 | 26079 | 5814 | ... | 64632 | 111.15 | 36418 | 36809 | 5051 | 11474 |
| 1993 | 19771 | 3564 | ... | 62818 | 97.19 | 35741 | 36749 | 2351 | 10028 |
| 1994 | 17192 | 4798 | ... | 58188 | 92.62 | 34601 | 34012 | 1487 | 13427 |
| 1995 | 23035 | 5746 | 17565 | 59045 | 101.47 | 34762 | 35613 | 2480 | 17967 |
| 1996 | 24755 | 5648 | 14991 | 60225 | 101.99 | 35852 | 36610 | 3479 | 18540 |
| 1997 | 24124 | 5044 | 15332 | 63995 | 106.25 | 38539 | 38697 | 3072 | 16185 |
| 1998 | 24802 | 4845 | 15612 | 68373 | 106.84 | 40895 | 41070 | 3096 | 18420 |
| 1999 | 30134 | 4764 | 14579 | 75303 | 110.13 | 44892 | 45939 | 2686 | 11457 |
| 2000 | 27129 | 5815 | 19982 | 84061 | 111.63 | 49289 | 50570 | 2363 | 16404 |
| 2001 | 25449 | 7689 | 19125 | 81468 | 96.91 | 48774 | 48912 | 2223 | 18438 |
| 2002 | 23945 | 6734 | 20762 | 80584 | 98.91 | 48618 | 47766 | 2533 | 22243 |
| 2003 | 35533 | 10681 | 31646 | 71679 | 88.94 | 42607 | 41643 | 2900 | 32455 |
| 2004 | 35967 | 15222 | 37592 | 65064 | 90.77 | 35287 | 33387 | 4432 | 31065 |
| 2005 | 30035 | 21077 | 42809 | 54459 | 83.70 | 27152 | 23010 | 6137 | 34994 |

NEZAPOSLENA LICA PREMA POLU OD 1985. DO 2005. GODINE

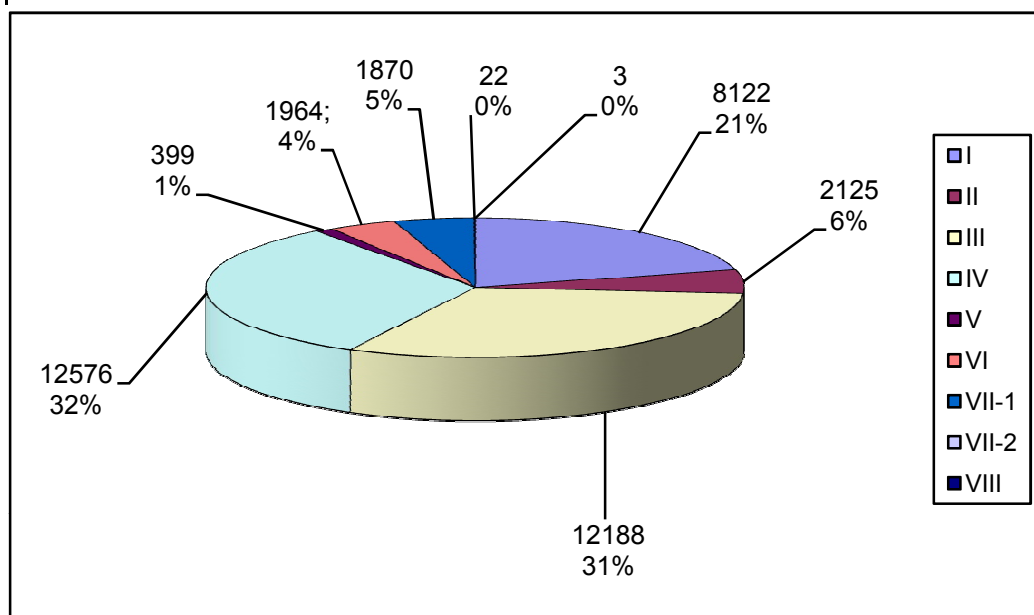
UNEMPLOYED PERSONS BY GENDER FROM 1985 TO 2000



| Redni broj --- Row number | Sadržaj | Ukupno Total | Žene Women | Stepen stručne spreme | | | | | |
|---------------------------------|---|-----------------|---------------|-----------------------|---------------|-----------------|---------------|-----------------|---------------|
| | | | | I | | II | | III | |
| | | | | Ukupno Total | Žene Women | Ukupno Total | Žene Women | Ukupno Total | Žene Women |
| 1. | NEZAPOSLENI KRAJEM PREDHODNOG MJESECA | 39093 | 17899 | 8288 | 3091 | 2122 | 1028 | 12114 | 4453 |
| 2. | NOVOPRIJAVLJENI U IZVEŠTAJNOM MJESECU | 2838 | 1504 | 501 | 258 | 97 | 66 | 840 | 364 |
| 2.1. | Prvi put, nema zapošljavanja | 607 | 276 | 94 | 41 | 3 | 2 | 170 | 61 |
| 2.2. | Prvi put, ima zapošljavanja | 333 | 178 | 62 | 41 | 12 | 7 | 107 | 60 |
| 2.3. | Nije prvi put, nema zapošljavanja | 455 | 223 | 123 | 58 | 15 | 10 | 150 | 46 |
| 2.4. | Nije prvi put, ima zapošljavanja | 1440 | 827 | 222 | 118 | 67 | 47 | 413 | 197 |
| 3. | RAZLOZI PRESTANKA RADNOG ODNOSA | 650 | 387 | 150 | 85 | 85 | 62 | 176 | 101 |
| 3.1. | Prestanak rada poslodavca | 5 | 1 | 1 | 0 | 0 | 0 | 3 | 1 |
| 3.2. | Pismena izjava zaposlenog da želi da raskine radni odnos (otkaz ugovora o radu) | 18 | 9 | 3 | 2 | 3 | 1 | 3 | 1 |
| 3.3. | Isplaćena jednokratna novčana naknada zaposlenom za čijim je radom prestala potreba | 5 | 3 | 0 | 0 | 1 | 0 | 2 | 2 |
| 3.4. | Isplaćena otpremnina zaposlenom za čijim je radom prestala potreba | 131 | 84 | 21 | 18 | 9 | 7 | 50 | 32 |
| 3.5. | Zaključivanje sporazuma s poslodavcem o prestanku radnog odnosa | 21 | 14 | 2 | 0 | 2 | 0 | 7 | 7 |
| 3.6. | Istek rada na određeno vrijeme u svojstvu pripravnika | 13 | 9 | 0 | 0 | 0 | 0 | 0 | 0 |
| 3.7. | Istek rada na određeno vrijeme | 405 | 235 | 108 | 59 | 65 | 49 | 100 | 51 |
| 3.8. | Istek radnog angažovanja nezaposlenog lica | 39 | 25 | 12 | 5 | 5 | 5 | 9 | 6 |
| 3.9. | Ostali razlozi utvrđeni zakonom ili kolektivnim ugovorom | 10 | 4 | 3 | 1 | 0 | 0 | 1 | 0 |
| 3.10. | Stečaj preduzeća | 2 | 2 | 0 | 0 | 0 | 0 | 1 | 1 |
| 3.11. | Ako se zapošljeni ne vrati na rad u roku od 30 dana od dana povratka sa rada iz inostranstva, vojske... | 1 | 1 | 0 | 0 | 0 | 0 | 0 | 0 |
| 4. | ZAPOŠLJAVANJE POSREDSTVOM ZAVODA ZA ZAPOŠLJAVANJE | 1490 | 786 | 216 | 89 | 59 | 24 | 411 | 161 |
| 4.1. | Na neodređeno vrijeme | 322 | 175 | 48 | 23 | 18 | 6 | 111 | 56 |
| 4.2. | Na određeno vrijeme | 935 | 456 | 139 | 49 | 35 | 12 | 286 | 97 |
| 4.3. | Pripravnik | 165 | 113 | 0 | 0 | 0 | 0 | 0 | 0 |
| 4.4. | Pripravnik - volonter | 0 | 0 | 0 | 0 | 0 | 0 | 0 | 0 |
| 4.5. | Dopunski rad | 1 | 0 | 0 | 0 | 0 | 0 | 0 | 0 |
| 4.6. | Privremeni i povremeni poslovi | 12 | 11 | 12 | 11 | 0 | 0 | 0 | 0 |
| 4.7. | Sezonski poslovi | 55 | 30 | 17 | 6 | 6 | 6 | 14 | 8 |
| 4.8. | Privremeno radno angažovanje | 0 | 0 | 0 | 0 | 0 | 0 | 0 | 0 |
| 4.9. | Lica sa invaliditetom | 0 | 0 | 0 | 0 | 0 | 0 | 0 | 0 |
| 5. | PRESTANAK VOĐENJA EVIDENCIJE | 3143 | 1580 | 698 | 293 | 105 | 55 | 791 | 312 |
| 6. | NEZAPOSLENI KRAJEM IZVJEŠTAJNOG MJESECA | 38919 | 17880 | 8122 | 3069 | 2125 | 1044 | 12188 | 4521 |
| 6.1. | Od ukupno nezaposlenih - prvi put traže zaposlenje | 13153 | 6259 | 2952 | 1299 | 572 | 294 | 4051 | 1454 |

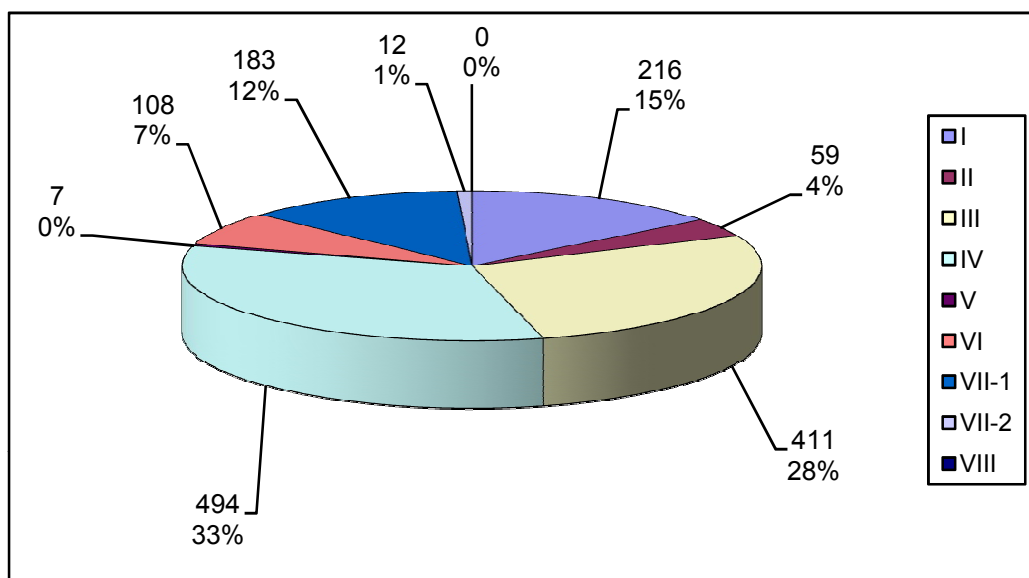
| Educational level | | | | | | | | | | | | Contents |
|-------------------|---------------|-----------------|---------------|-----------------|---------------|-----------------|---------------|-----------------|---------------|-----------------|---------------|--|
| IV | | V | | VI | | VII-1 | | VII-2 | | VIII | | |
| Ukupno Total | Žene Women | Ukupno Total | Žene Women | Ukupno Total | Žene Women | Ukupno Total | Žene Women | Ukupno Total | Žene Women | Ukupno Total | Žene Women | |
| 12659 | 7393 | 391 | 45 | 1608 | 851 | 1886 | 1029 | 22 | 8 | 3 | 1 | Unemployed at the end of previous month |
| 1026 | 588 | 19 | 2 | 142 | 99 | 213 | 127 | 0 | 0 | 0 | 0 | NEWLY-REGISTERED IN REPORTING MONTH |
| 251 | 121 | 2 | 1 | 14 | 12 | 73 | 38 | 0 | 0 | 0 | 0 | First-time, no previous employment |
| 106 | 49 | 5 | 0 | 13 | 7 | 28 | 14 | 0 | 0 | 0 | 0 | First-time, with previous employment |
| 133 | 86 | 0 | 0 | 14 | 7 | 20 | 16 | 0 | 0 | 0 | 0 | Not first time, no previous employment |
| 533 | 332 | 12 | 1 | 101 | 73 | 92 | 59 | 0 | 0 | 0 | 0 | Not first time, with previous employment |
| 153 | 97 | 14 | 2 | 27 | 16 | 45 | 24 | 0 | 0 | 0 | 0 | REASONS FOR TERMINATING EMPLOYMENT CONTRACT |
| 0 | 0 | 0 | 0 | 1 | 0 | 0 | 0 | 0 | 0 | 0 | 0 | Business closure |
| 4 | 3 | 1 | 1 | 1 | 0 | 3 | 1 | 0 | 0 | 0 | 0 | Written statement of employee who wants to terminate employment contract (terms of notice of employment contract) |
| 1 | 1 | 1 | 0 | 0 | 0 | 0 | 0 | 0 | 0 | 0 | 0 | One-off allowance paid off to employee whose work is no longer required |
| 33 | 20 | 2 | 0 | 5 | 2 | 11 | 5 | 0 | 0 | 0 | 0 | Severance fee paid off to employee whose work is no longer required |
| 3 | 3 | 0 | 0 | 3 | 2 | 4 | 2 | 0 | 0 | 0 | 0 | Signing agreement with employer related to terminating employment contract |
| 4 | 3 | 0 | 0 | 2 | 2 | 7 | 4 | 0 | 0 | 0 | 0 | Expiry of temporary traineeship employment contract |
| 91 | 56 | 9 | 0 | 15 | 10 | 17 | 10 | 0 | 0 | 0 | 0 | Termination of temporary employment contract |
| 11 | 7 | 0 | 0 | 0 | 0 | 2 | 2 | 0 | 0 | 0 | 0 | Termination of employment of unemployed person |
| 4 | 2 | 1 | 1 | 0 | 0 | 1 | 0 | 0 | 0 | 0 | 0 | Other reasons defined by law or collective agreement |
| 1 | 1 | 0 | 0 | 0 | 0 | 0 | 0 | 0 | 0 | 0 | 0 | Enterprise bankruptcy |
| 1 | 1 | 0 | 0 | 0 | 0 | 0 | 0 | 0 | 0 | 0 | 0 | If the unemployed person fails to return to work within 30 days as of the day of return from the work in abroad, military service... |
| 494 | 310 | 7 | 3 | 108 | 68 | 183 | 124 | 12 | 7 | 0 | 0 | EMPLOYMENT THROUGH EMPLOYMENT AGENCY OF MONTENEGRO (EAM) BROKERAGE |
| 98 | 63 | 2 | 2 | 13 | 5 | 31 | 19 | 1 | 1 | 0 | 0 | Permanent employment |
| 291 | 170 | 5 | 1 | 67 | 49 | 101 | 72 | 11 | 6 | 0 | 0 | Temporary employment |
| 88 | 68 | 0 | 0 | 28 | 14 | 49 | 31 | 0 | 0 | 0 | 0 | Trainee |
| 0 | 0 | 0 | 0 | 0 | 0 | 0 | 0 | 0 | 0 | 0 | 0 | Trainee-volunteer |
| 0 | 0 | 0 | 0 | 0 | 0 | 1 | 0 | 0 | 0 | 0 | 0 | Additional work |
| 0 | 0 | 0 | 0 | 0 | 0 | 0 | 0 | 0 | 0 | 0 | 0 | Temporary and occasional jobs |
| 17 | 9 | 0 | 0 | 0 | 0 | 1 | 1 | 0 | 0 | 0 | 0 | Seasonal jobs |
| 0 | 0 | 0 | 0 | 0 | 0 | 0 | 0 | 0 | 0 | 0 | 0 | Temporary work |
| 0 | 0 | 0 | 0 | 0 | 0 | 0 | 0 | 0 | 0 | 0 | 0 | Persons with disability |
| 1155 | 687 | 9 | 3 | 148 | 84 | 237 | 146 | 0 | 0 | 0 | 0 | TERMINATION OF KEEPING EVIDENCE |
| 12576 | 7312 | 399 | 44 | 1614 | 870 | 1870 | 1011 | 22 | 8 | 3 | 1 | UNEMPLOYED AT THE END OF REPORTING MONTH |
| 4486 | 2600 | 20 | 8 | 462 | 271 | 604 | 330 | 5 | 3 | 1 | 0 | Out of total unemployed - first time job-seekers |

| | Mjesec Month | Ukupno Total | Stepen stručne spreme | | | |
|--|-----------------|-----------------|-----------------------|--------|--------|--------|
| | | | I | II | III | IV |
| Lica koja traže zaposlenje | 09.2006. | 38919 | 8122 | 2125 | 12188 | 12576 |
| | 09.2005. | 51843 | 11980 | 2943 | 15851 | 16796 |
| | index | 75.07 | 67.80 | 72.21 | 76.89 | 74.87 |
| Lica koja prvi put traže zaposlenje | 09.2006. | 13153 | 2952 | 572 | 4051 | 4486 |
| | 09.2005. | 21380 | 5855 | 929 | 6407 | 6871 |
| | index | 61.52 | 50.42 | 61.57 | 63.23 | 65.29 |
| Prijavljeni za zaposlenje | 09.2006. | 2838 | 501 | 97 | 840 | 1026 |
| | 09.2005. | 2983 | 577 | 101 | 870 | 1043 |
| | index | 95.14 | 86.83 | 96.04 | 96.55 | 98.37 |
| Novčana naknada - broj slučajeva | 09.2006. | 8211 | 1880 | 696 | 3068 | 1897 |
| | 09.2005. | 5785 | 1164 | 762 | 2022 | 1353 |
| | index | 141.94 | 161.51 | 91.34 | 151.73 | 140.21 |
| Prestanak vođenja evidencije | 09.2006. | 3143 | 698 | 105 | 791 | 1155 |
| | 09.2005. | 3788 | 929 | 195 | 1022 | 1232 |
| | index | 82.97 | 75.13 | 53.85 | 77.40 | 93.75 |
| Ukupne potrebe za radnicima i pripravnicima | 09.2006. | 5013 | 935 | 135 | 988 | 1211 |
| | 09.2005. | 3410 | 444 | 187 | 704 | 627 |
| | index | 147.01 | 210.59 | 72.19 | 140.34 | 193.14 |
| Potrebe za pripravnicima | 09.2006. | 533 | 0 | 0 | 16 | 123 |
| | 09.2005. | 195 | 0 | 0 | 8 | 35 |
| | index | 273.33 | 0.00 | 0.00 | 200.00 | 351.43 |
| Zasnivanje radnog odnosa pripravnika uz sufinansiranje Zavoda | 09.2006. | 165 | 0 | 0 | 0 | 88 |
| | 09.2005. | 122 | 0 | 0 | 1 | 51 |
| | index | 135.25 | 0.00 | 0.00 | 0.00 | 172.55 |
| Zapošljavanje posredstvom Zavoda za zapošljavanje | 09.2006. | 1490 | 216 | 59 | 411 | 494 |
| | 09.2005. | 1729 | 183 | 57 | 400 | 589 |
| | index | 86.18 | 118.03 | 103.51 | 102.75 | 83.87 |
| Prijavljeni za zaposlenje po prestanku radnog odnosa | 09.2006. | 650 | 150 | 85 | 176 | 153 |
| | 09.2005. | 671 | 181 | 75 | 202 | 160 |
| | index | 96.87 | 82.87 | 113.33 | 87.13 | 95.63 |
| Nezaposlena lica na početku izvještajnog mjeseca | 09.2006. | 39227 | 8319 | 2133 | 12139 | 12708 |
| | 09.2005. | 52370 | 12234 | 3017 | 15943 | 16925 |
| | index | 74.90 | 68.00 | 70.70 | 76.14 | 75.08 |
| Nezaposlena lica zbog prestanka rada poslodavca | 09.2006. | 5 | 1 | 0 | 3 | 0 |
| | 09.2005. | 0 | 0 | 0 | 0 | 0 |
| | index | 0.00 | 0.00 | 0.00 | 0.00 | 0.00 |



| Educational level | | | | | |
|-------------------|--------|--------|--------|--------|---|
| V | VI | VII-1 | VII-2 | VIII | |
| 399 | 1614 | 1870 | 22 | 3 | Job seekers |
| 356 | 1964 | 1933 | 19 | 1 | |
| 112.08 | 82.18 | 96.74 | 115.79 | 300.00 | |
| 20 | 462 | 604 | 5 | 1 | First time job seekers |
| 36 | 614 | 664 | 3 | 1 | |
| 55.56 | 75.24 | 90.96 | 166.67 | 100.00 | |
| 19 | 142 | 213 | 0 | 0 | Registered for employment |
| 19 | 157 | 214 | 2 | 0 | |
| 100.00 | 90.45 | 99.53 | 0.00 | 0.00 | |
| 159 | 228 | 282 | 0 | 1 | Unemployment benefit - number of claimants |
| 93 | 182 | 209 | 0 | 0 | |
| 170.97 | 125.27 | 134.93 | 0.00 | 0.00 | |
| 9 | 148 | 237 | 0 | 0 | Number of persons deactivated from the register |
| 6 | 138 | 266 | 0 | 0 | |
| 150.00 | 107.25 | 89.10 | 0.00 | 0.00 | |
| 32 | 226 | 1467 | 18 | 1 | Total demand for workers and trainees |
| 47 | 160 | 1219 | 20 | 2 | |
| 68.09 | 141.25 | 120.34 | 90.00 | 50.00 | |
| 0 | 64 | 330 | 0 | 0 | Demand for trainees |
| 0 | 21 | 131 | 0 | 0 | |
| 0.00 | 304.76 | 251.91 | 0.00 | 0.00 | |
| 0 | 28 | 49 | 0 | 0 | Employed trainees with co-funding of EAM |
| 1 | 13 | 56 | 0 | 0 | |
| 0.00 | 215.38 | 87.50 | 0.00 | 0.00 | |
| 7 | 108 | 183 | 12 | 0 | Employment through EAM brokerage |
| 9 | 120 | 366 | 5 | 0 | |
| 77.78 | 90.00 | 50.00 | 240.00 | 0.00 | |
| 14 | 27 | 45 | 0 | 0 | Registered for employment upon termination of employment contract |
| 5 | 24 | 24 | 0 | 0 | |
| 280.00 | 112.50 | 187.50 | 0.00 | 0.00 | |
| 389 | 1620 | 1894 | 22 | 3 | Unemployed at the beginning of reporting month |
| 343 | 1945 | 1945 | 17 | 1 | |
| 113.41 | 83.29 | 97.38 | 129.41 | 300.00 | |
| 0 | 1 | 0 | 0 | 0 | Unemployed due to business closure |
| 0 | 0 | 0 | 0 | 0 | |
| 0.00 | 0.00 | 0.00 | 0.00 | 0.00 | |

ZAPOŠLJAVANJE POSREDSTVOM ZAVODA ZA ZAPOŠLJAVANJE U SEPTEMBRU 2006.GODINE | EMPLOYMENT THROUGH EAM BROKERAGE IN SEPTEMBER 2006



T 3-1

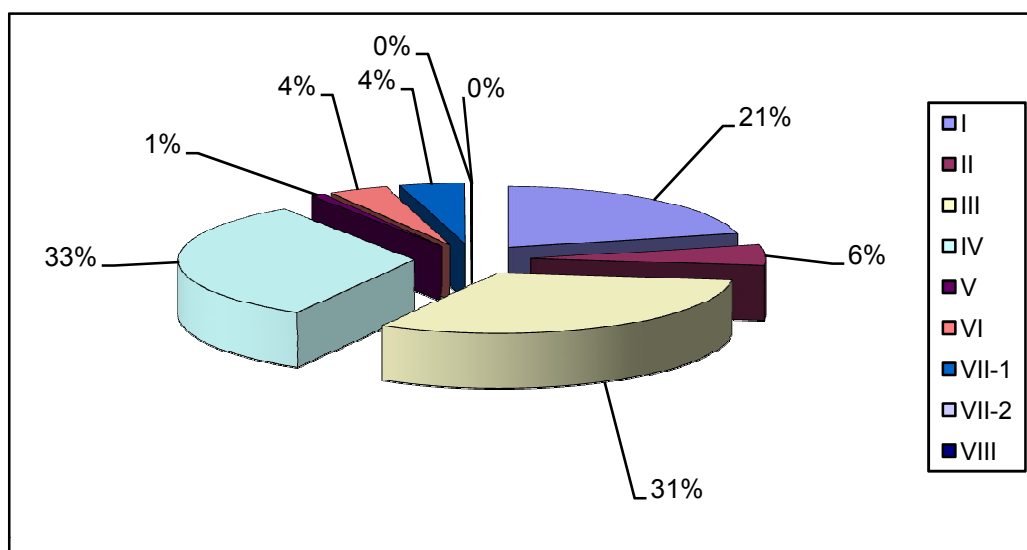
NEZAPOSLENOST I ZAPOŠLJAVANJE PREMA STRUČNOJ SPREMI OD JANUARA DO SEPTEMBRA 2005. I 2006. GODINE

UNEMPLOYMENT AND EMPLOYMENT FROM JANUARY UNTIL SEPTEMBER 2005 AND 2006 BY EDUCATIONAL BACKGROUND

| | Mjesec Month | Ukupno Total | Stepen stručne spreme | | | |
|--|-----------------|-----------------|-----------------------|--------|--------|--------|
| | | | I | II | III | IV |
| Prosječan broj lica koja traže zaposlenje | 01.-09.2006. | 44641 | 9532 | 2468 | 13990 | 14496 |
| | 01.-09.2005. | 55951 | 13433 | 3328 | 17061 | 17966 |
| | index | 79.79 | 70.96 | 74.16 | 82.00 | 80.69 |
| Prosječan broj lica koja prvi put traže zaposlenje | 01.-09.2006. | 15716 | 3796 | 690 | 4824 | 5195 |
| | 01.-09.2005. | 24225 | 7089 | 1080 | 7143 | 7619 |
| | index | 64.88 | 53.55 | 63.89 | 67.53 | 68.18 |
| Ukupan broj prijavljenih za zaposlenje | 01.-09.2006. | 23514 | 4829 | 845 | 6557 | 8105 |
| | 01.-09.2005. | 22059 | 4369 | 770 | 6353 | 7724 |
| | index | 106.60 | 110.53 | 109.74 | 103.21 | 104.93 |
| Ukupan broj novčanih naknada - broj slučajeva | 01.-09.2006. | 68795 | 15705 | 6802 | 24336 | 16347 |
| | 01.-09.2005. | 54589 | 11077 | 7644 | 18239 | 12981 |
| | index | 126.02 | 141.78 | 88.98 | 133.43 | 125.93 |
| Prestanak vođenja evidencije - ukupan broj lica | 01.-09.2006. | 34565 | 7484 | 1577 | 10088 | 11755 |
| | 01.-09.2005. | 30143 | 7601 | 1579 | 8520 | 9889 |
| | index | 114.67 | 98.46 | 99.87 | 118.40 | 118.87 |
| Ukupne potrebe za radnicima i pripravnicima | 01.-09.2006. | 37664 | 8026 | 2684 | 10156 | 10058 |
| | 01.-09.2005. | 27901 | 5713 | 2241 | 8227 | 5904 |
| | index | 134.99 | 140.49 | 119.77 | 123.45 | 170.36 |
| Ukupne potrebe za pripravnicima | 01.-09.2006. | 3251 | 0 | 0 | 127 | 1091 |
| | 01.-09.2005. | 1387 | 0 | 0 | 31 | 417 |
| | index | 234.39 | 0.00 | 0.00 | 409.68 | 261.63 |
| Ukupno zasnivanje radnog odnosa pripravnika uz sufinansiranje Zavoda | 01.-09.2006. | 1372 | 0 | 0 | 60 | 538 |
| | 01.-09.2005. | 861 | 0 | 0 | 0 | 307 |
| | index | 159.35 | 0.00 | 0.00 | 0.00 | 175.24 |
| Ukupno zapošljavanje posredstvom Zavoda za zapošljavanje | 01.-09.2006. | 16937 | 2632 | 889 | 5002 | 5962 |
| | 01.-09.2005. | 15872 | 2250 | 904 | 4665 | 5302 |
| | index | 106.71 | 116.98 | 98.34 | 107.22 | 112.45 |
| Ukupan broj prijavljenih za zaposlenje po prestanku radnog odnosa | 01.-09.2006. | 3650 | 849 | 309 | 1052 | 912 |
| | 01.-09.2005. | 3386 | 752 | 243 | 989 | 945 |
| | index | 107.80 | 112.90 | 127.16 | 106.37 | 96.51 |
| Ukupan broj nezaposlenih lica zbog prestanka rada poslodavca | 01.-09.2006. | 38 | 4 | 2 | 20 | 5 |
| | 01.-09.2005. | 21 | 1 | 0 | 10 | 5 |
| | index | 180.95 | 400.00 | 0.00 | 200.00 | 100.00 |

G 3-1

STRUKTURA NEZAPOSLENIH LICA PREMA STRUČNOJ SPREMI U PERIODU JANUAR - SEPTEMBAR 2006. GODINE

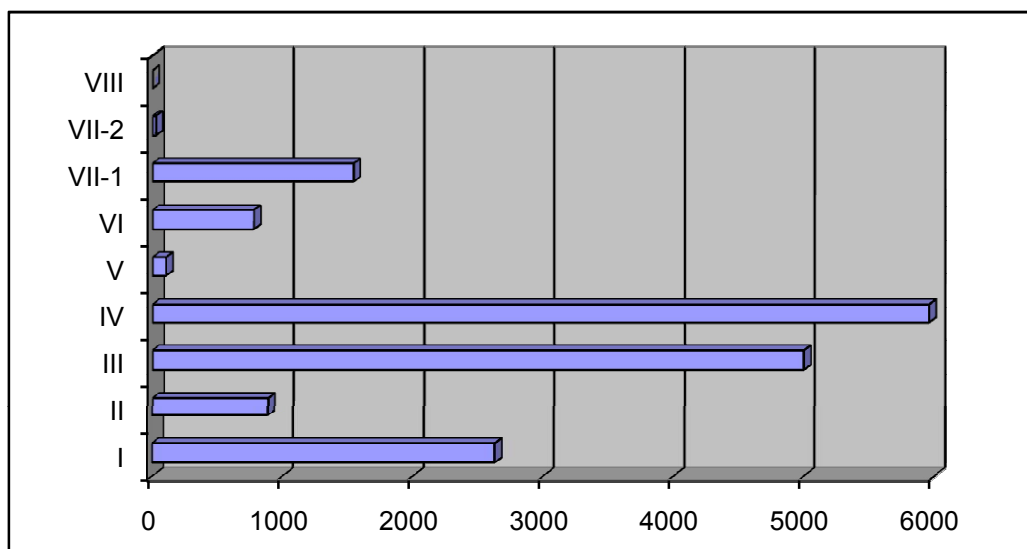


| |

| Educational level | | | | | |
|-------------------|--------|--------|--------|--------|---|
| V | VI | VII-1 | VII-2 | VIII | |
| 403 | 1801 | 1930 | 19 | 2 | Average number of job seekers |
| 311 | 1982 | 1852 | 17 | 1 | |
| 129.58 | 90.87 | 104.21 | 111.76 | 200.00 | |
| 25 | 530 | 652 | 3 | 1 | Average number of first time job seekers |
| 33 | 627 | 631 | 2 | 1 | |
| 75.76 | 84.53 | 103.33 | 150.00 | 100.00 | |
| 209 | 1085 | 1864 | 19 | 1 | Total number of registered for employment |
| 172 | 1012 | 1642 | 16 | 1 | |
| 121.51 | 107.21 | 113.52 | 118.75 | 100.00 | |
| 1197 | 1956 | 2442 | 4 | 6 | Total unemployment benefits - number of claimants |
| 887 | 1627 | 2121 | 7 | 6 | |
| 134.95 | 120.22 | 115.13 | 57.14 | 100.00 | |
| 166 | 1486 | 1992 | 17 | 0 | Total number of persons deactivated from the register |
| 99 | 1010 | 1431 | 13 | 1 | |
| 167.68 | 147.13 | 139.20 | 130.77 | 0.00 | |
| 367 | 1119 | 5117 | 134 | 3 | Total demand for workers and trainees |
| 366 | 752 | 4522 | 172 | 4 | |
| 100.27 | 148.80 | 113.16 | 77.91 | 75.00 | |
| 8 | 392 | 1632 | 1 | 0 | Total demand for trainees |
| 2 | 115 | 822 | 0 | 0 | |
| 400.00 | 340.87 | 198.54 | 0.00 | 0.00 | |
| 4 | 218 | 550 | 2 | 0 | Total employed trainees with co-funding of EAM |
| 2 | 90 | 462 | 0 | 0 | |
| 200.00 | 242.22 | 119.05 | 0.00 | 0.00 | |
| 104 | 778 | 1545 | 25 | 0 | Total employment through EA brokerage |
| 66 | 707 | 1948 | 25 | 5 | |
| 157.58 | 110.04 | 79.31 | 100.00 | 0.00 | |
| 45 | 171 | 310 | 2 | 0 | Total number of registered for employment upon termination of employment contract |
| 52 | 146 | 257 | 2 | 0 | |
| 86.54 | 117.12 | 120.62 | 100.00 | 0.00 | |
| 0 | 6 | 1 | 0 | 0 | Total number of unemployed due to business closure |
| 5 | 0 | 0 | 0 | 0 | |
| 0.00 | 0.00 | 0.00 | 0.00 | 0.00 | |

ZAPOŠLJAVANJE POSREDSTVOM ZAVODA ZA ZAPOŠLJAVANJE
U PERIODU JANUAR - SEPTEMBAR 2006. GODINE

G 3-2



T 4

NEZAPOSLENA LICA PREMA OPŠTINAMA, STRUČNOJ SPREMI I POLU, STANJE NA DAN 30.09.2006. GODINE

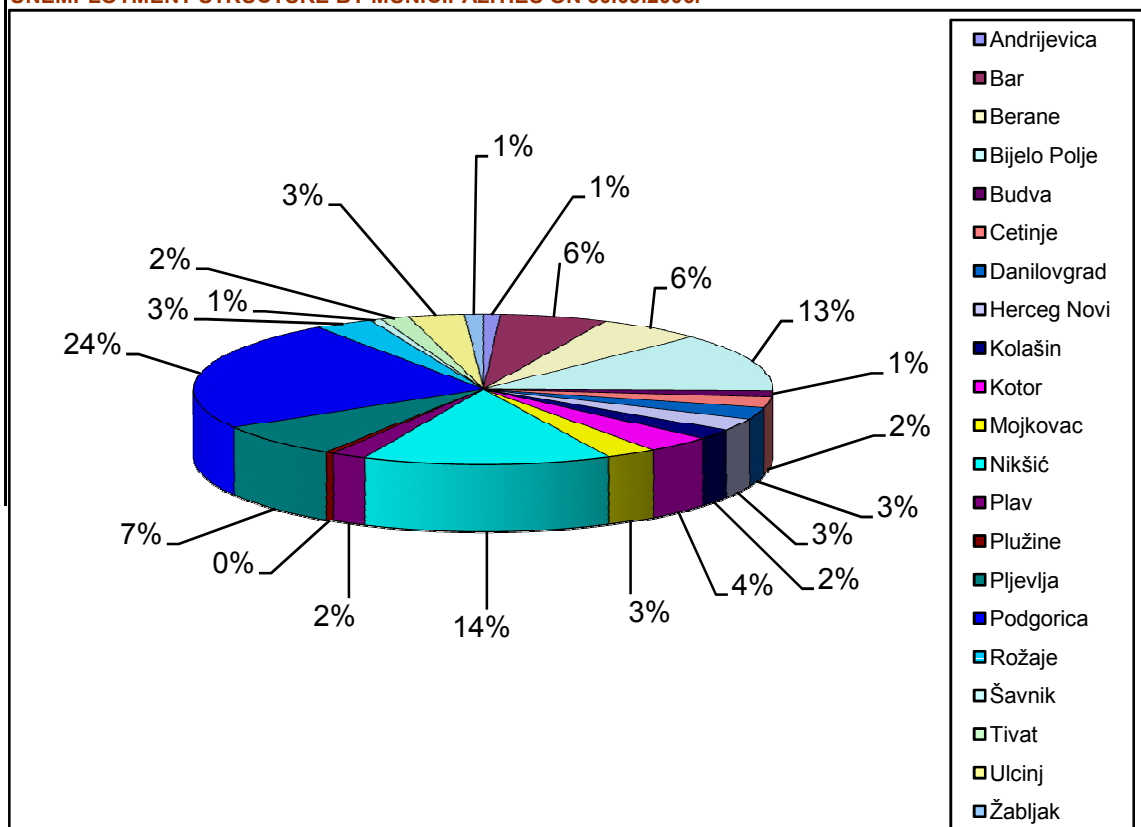
UNEMPLOYED BY MUNICIPALITIES, EDUCATIONAL LEVEL AND GENDER - STATE ON 30.09.2006.

| Redni broj --- Row number | Opština --- Municipality | Ukupno Total | Žene Women | % žene --- Percentage of women | Stepen stručne spreme | | | | | |
|---------------------------------|--------------------------------------|-----------------|---------------|--------------------------------------|------------------------|----------------------|------------------------|----------------------|------------------------|----------------------|
| | | | | | I | | II | | III | |
| | | | | | Ukupno --- Total | Žene --- Women | Ukupno --- Total | Žene --- Women | Ukupno --- Total | Žene --- Women |
| 1. | Andrijevica | 358 | 150 | 41.9 | 100 | 35 | 6 | 1 | 102 | 42 |
| 2. | Bar | 2338 | 1403 | 60.0 | 618 | 348 | 154 | 100 | 542 | 282 |
| 3. | Berane | 2259 | 844 | 37.4 | 621 | 172 | 75 | 25 | 617 | 190 |
| 4. | Bijelo Polje | 4897 | 2075 | 42.4 | 1215 | 463 | 306 | 132 | 1853 | 692 |
| 5. | Budva | 513 | 333 | 64.9 | 97 | 58 | 26 | 16 | 113 | 62 |
| 6. | Cetinje | 928 | 457 | 49.2 | 221 | 103 | 62 | 36 | 250 | 106 |
| 7. | Danilovgrad | 987 | 404 | 40.9 | 216 | 69 | 23 | 14 | 337 | 110 |
| 8. | Herceg Novi | 1035 | 513 | 49.6 | 58 | 23 | 130 | 56 | 299 | 104 |
| 9. | Kolašin | 852 | 381 | 44.7 | 282 | 118 | 32 | 25 | 299 | 123 |
| 10. | Kotor | 1425 | 637 | 44.7 | 93 | 39 | 149 | 73 | 481 | 180 |
| 11. | Mojkovac | 1098 | 405 | 36.9 | 251 | 65 | 58 | 19 | 479 | 144 |
| 12. | Nikšić | 5382 | 2548 | 47.3 | 803 | 279 | 293 | 157 | 1871 | 692 |
| 13. | Plav | 757 | 309 | 40.8 | 319 | 137 | 3 | 0 | 180 | 57 |
| 14. | Plužine | 181 | 95 | 52.5 | 38 | 20 | 3 | 2 | 82 | 39 |
| 15. | Pljevlja | 2844 | 1298 | 45.6 | 607 | 188 | 195 | 71 | 978 | 370 |
| 16. | Podgorica | 9303 | 4436 | 47.7 | 1646 | 612 | 460 | 262 | 2457 | 898 |
| 17. | Rožaje | 1267 | 405 | 32.0 | 383 | 81 | 22 | 3 | 483 | 125 |
| 18. | Šavnik | 256 | 98 | 38.3 | 68 | 31 | 10 | 4 | 97 | 33 |
| 19. | Tivat | 619 | 326 | 52.7 | 69 | 31 | 39 | 26 | 184 | 75 |
| 20. | Ulcinj | 1209 | 551 | 45.6 | 321 | 148 | 74 | 20 | 363 | 144 |
| 21. | Žabljak | 411 | 213 | 51.8 | 96 | 49 | 5 | 2 | 121 | 53 |
| | Ukupno --- Total | 38919 | 17881 | 45.9 | 8122 | 3069 | 2125 | 1044 | 12188 | 4521 |

G 4

STRUKTURA NEZAPOSLENIH PO OPŠTINAMA NA DAN 30.09.2006.GODINE

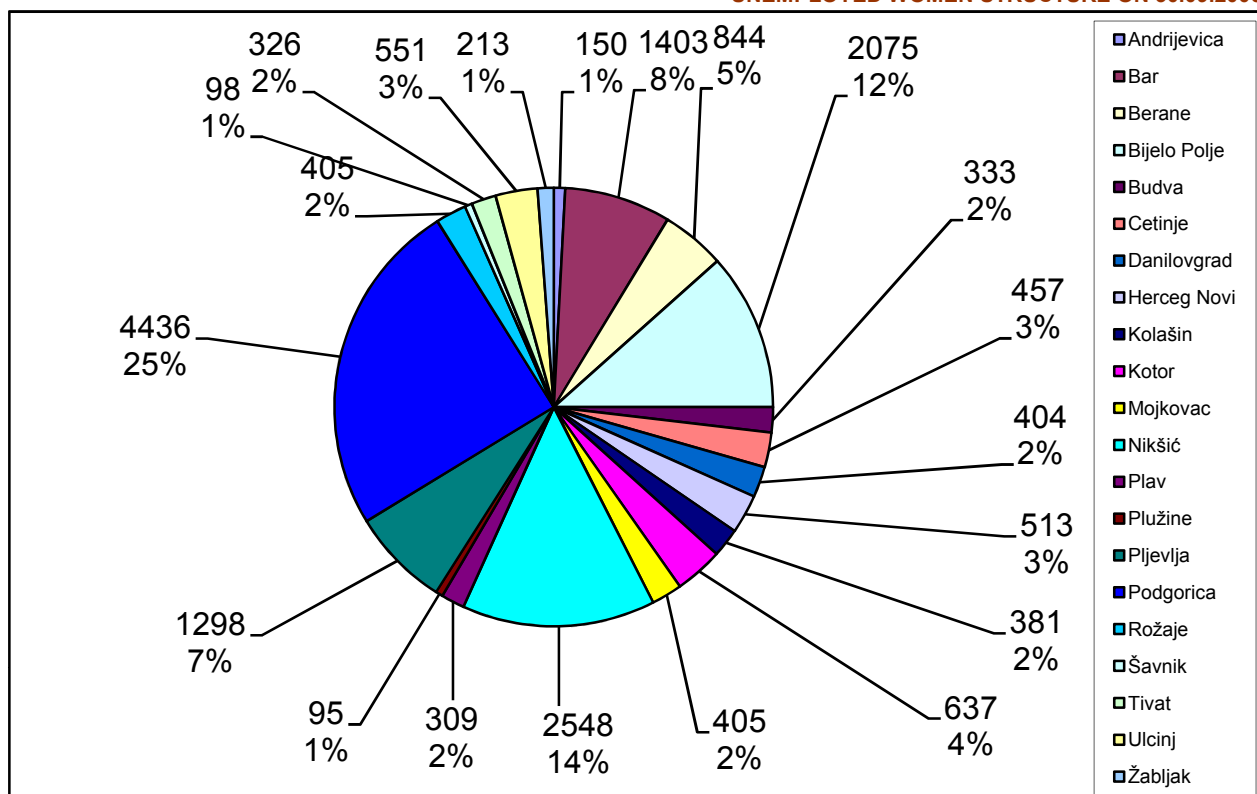
UNEMPLOYMENT STRUCTURE BY MUNICIPALITIES ON 30.09.2006.



| Educational level | | | | | | | | | | | |
|--------------------------|------------------------|--------------------------|------------------------|--------------------------|------------------------|--------------------------|------------------------|--------------------------|------------------------|--------------------------|------------------------|
| IV | | V | | VI | | VII-1 | | VII-2 | | VIII | |
| Ukupno ----- Total | Žene ----- Women | Ukupno ----- Total | Žene ----- Women | Ukupno ----- Total | Žene ----- Women | Ukupno ----- Total | Žene ----- Women | Ukupno ----- Total | Žene ----- Women | Ukupno ----- Total | Žene ----- Women |
| 121 | 59 | 3 | 0 | 10 | 3 | 16 | 10 | 0 | 0 | 0 | 0 |
| 778 | 535 | 18 | 7 | 136 | 86 | 90 | 44 | 2 | 1 | 0 | 0 |
| 767 | 382 | 14 | 2 | 75 | 33 | 90 | 40 | 0 | 0 | 0 | 0 |
| 1238 | 680 | 32 | 4 | 144 | 62 | 109 | 42 | 0 | 0 | 0 | 0 |
| 198 | 147 | 7 | 3 | 37 | 22 | 33 | 24 | 2 | 1 | 0 | 0 |
| 314 | 175 | 4 | 0 | 38 | 20 | 39 | 17 | 0 | 0 | 0 | 0 |
| 336 | 183 | 24 | 1 | 21 | 12 | 30 | 15 | 0 | 0 | 0 | 0 |
| 349 | 225 | 30 | 1 | 94 | 56 | 73 | 46 | 2 | 2 | 0 | 0 |
| 209 | 103 | 5 | 1 | 13 | 8 | 11 | 3 | 1 | 0 | 0 | 0 |
| 422 | 212 | 11 | 2 | 166 | 62 | 100 | 68 | 1 | 0 | 2 | 1 |
| 270 | 162 | 6 | 1 | 24 | 9 | 10 | 5 | 0 | 0 | 0 | 0 |
| 1864 | 1073 | 22 | 5 | 260 | 187 | 265 | 155 | 4 | 0 | 0 | 0 |
| 189 | 99 | 4 | 0 | 25 | 5 | 37 | 11 | 0 | 0 | 0 | 0 |
| 45 | 25 | 0 | 0 | 4 | 3 | 9 | 6 | 0 | 0 | 0 | 0 |
| 901 | 599 | 29 | 3 | 64 | 29 | 70 | 38 | 0 | 0 | 0 | 0 |
| 3521 | 2036 | 146 | 10 | 349 | 206 | 715 | 410 | 8 | 2 | 1 | 0 |
| 269 | 157 | 5 | 0 | 59 | 23 | 46 | 16 | 0 | 0 | 0 | 0 |
| 76 | 29 | 1 | 0 | 3 | 1 | 1 | 0 | 0 | 0 | 0 | 0 |
| 218 | 138 | 20 | 2 | 47 | 27 | 40 | 25 | 2 | 2 | 0 | 0 |
| 325 | 195 | 18 | 2 | 35 | 13 | 73 | 29 | 0 | 0 | 0 | 0 |
| 166 | 98 | 0 | 0 | 10 | 4 | 13 | 7 | 0 | 0 | 0 | 0 |
| 12576 | 7312 | 399 | 44 | 1614 | 871 | 1870 | 1011 | 22 | 8 | 3 | 1 |

STRUKTURA NEZAPOSLENIH ŽENA NA DAN 30.09.2006. GODINE
UNEMPLOYED WOMEN STRUCTURE ON 30.09.2006.

G 5



T 5

PREGLED NEZAPOSLENIH LICA PRIJAVLJENIH ZA ZAPOSLENJE PREMA OPŠTINAMA, STRUČNOJ SPREMI I POLU U MJESECU SEPTEMBRU 2006. GODINE

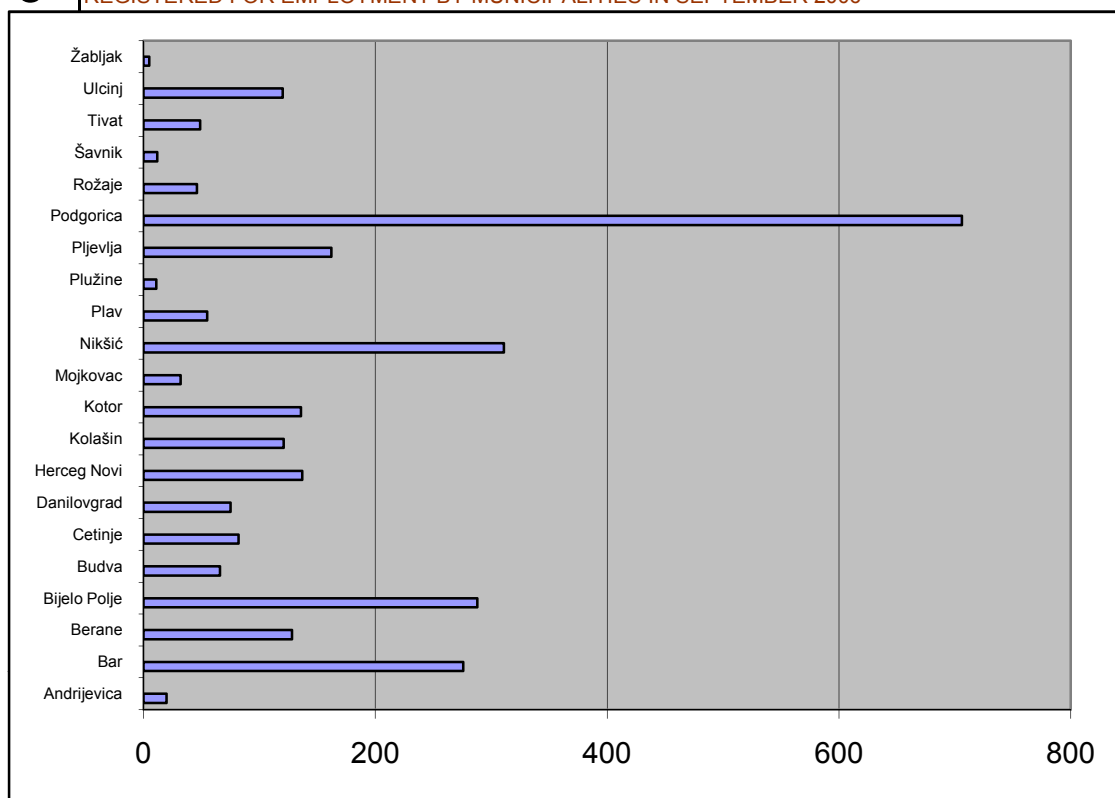
UNEMPLOYED REGISTERED FOR EMPLOYMENT BY MUNICIPALITIES, EDUCATIONAL LEVEL AND GENDER IN SEPTEMBER 2006

| Redni broj ---- Row number | Opština ---- Municipality | Ukupno Total | Žene Women | % žena Share of women | Stepen stručne spreme | | | | | |
|----------------------------------|---------------------------------------|-----------------|---------------|--------------------------|-------------------------|-----------------------|-------------------------|-----------------------|-------------------------|-----------------------|
| | | | | | I | | II | | III | |
| | | | | | Ukupno ---- Total | Žene ---- Women | Ukupno ---- Total | Žene ---- Women | Ukupno ---- Total | Žene ---- Women |
| 1. | Andrijevića | 20 | 7 | 35.0 | 3 | 1 | 0 | 0 | 4 | 2 |
| 2. | Bar | 276 | 171 | 62.0 | 78 | 50 | 15 | 10 | 65 | 40 |
| 3. | Berane | 128 | 62 | 48.4 | 25 | 8 | 0 | 0 | 27 | 12 |
| 4. | Bijelo Polje | 288 | 144 | 50.0 | 68 | 36 | 7 | 4 | 105 | 52 |
| 5. | Budva | 66 | 44 | 66.7 | 16 | 8 | 2 | 2 | 13 | 9 |
| 6. | Cetinje | 82 | 48 | 58.5 | 16 | 11 | 5 | 3 | 20 | 9 |
| 7. | Danilovgrad | 75 | 42 | 56.0 | 12 | 5 | 1 | 1 | 24 | 10 |
| 8. | Herceg Novi | 137 | 80 | 58.4 | 5 | 4 | 15 | 13 | 35 | 11 |
| 9. | Kolašin | 121 | 47 | 38.8 | 33 | 14 | 3 | 1 | 59 | 20 |
| 10. | Kotor | 136 | 71 | 52.2 | 10 | 3 | 9 | 5 | 39 | 20 |
| 11. | Mojkovac | 32 | 16 | 50.0 | 2 | 1 | 0 | 0 | 17 | 5 |
| 12. | Nikšić | 311 | 176 | 56.6 | 40 | 20 | 12 | 7 | 101 | 47 |
| 13. | Plav | 55 | 23 | 41.8 | 26 | 12 | 0 | 0 | 17 | 6 |
| 14. | Plužine | 11 | 4 | 36.4 | 1 | 1 | 0 | 0 | 4 | 2 |
| 15. | Pljevlja | 162 | 70 | 43.2 | 26 | 12 | 5 | 4 | 60 | 15 |
| 16. | Podgorica | 706 | 368 | 52.1 | 93 | 42 | 16 | 12 | 171 | 70 |
| 17. | Rožaje | 46 | 24 | 52.2 | 11 | 5 | 1 | 1 | 17 | 5 |
| 18. | Šavnik | 12 | 6 | 50.0 | 2 | 2 | 1 | 0 | 2 | 0 |
| 19. | Tivat | 49 | 30 | 61.2 | 5 | 4 | 3 | 2 | 23 | 11 |
| 20. | Ulcinj | 120 | 68 | 56.7 | 28 | 19 | 2 | 1 | 37 | 18 |
| 21. | Žabljak | 5 | 3 | 60.0 | 1 | 0 | 0 | 0 | 0 | 0 |
| | Ukupno ---- Total | 2838 | 1504 | 53.0 | 501 | 258 | 97 | 66 | 840 | 364 |

G 6

PRIJAVLJENI ZA ZAPOSLENJE PREMA OPŠTINAMA U MJESECU SEPTEMBRU 2006. GODINE

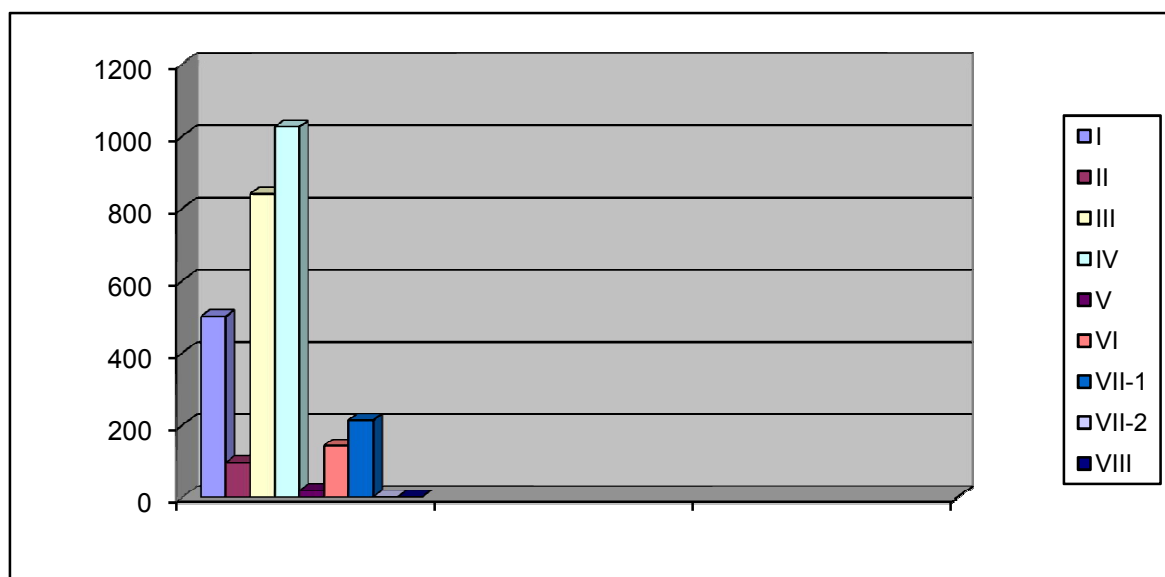
REGISTERED FOR EMPLOYMENT BY MUNICIPALITIES IN SEPTEMBER 2006



| Educational level | | | | | | | | | | | |
|--------------------------|------------------------|--------------------------|------------------------|--------------------------|------------------------|--------------------------|------------------------|--------------------------|------------------------|--------------------------|------------------------|
| IV | | V | | VI | | VII-1 | | VII-2 | | VIII | |
| Ukupno ----- Total | Žene ----- Women | Ukupno ----- Total | Žene ----- Women | Ukupno ----- Total | Žene ----- Women | Ukupno ----- Total | Žene ----- Women | Ukupno ----- Total | Žene ----- Women | Ukupno ----- Total | Žene ----- Women |
| 8 | 1 | 0 | 0 | 1 | 1 | 4 | 2 | 0 | 0 | 0 | 0 |
| 90 | 57 | 3 | 1 | 18 | 11 | 7 | 2 | 0 | 0 | 0 | 0 |
| 66 | 38 | 0 | 0 | 5 | 2 | 5 | 2 | 0 | 0 | 0 | 0 |
| 84 | 41 | 0 | 0 | 9 | 5 | 15 | 6 | 0 | 0 | 0 | 0 |
| 27 | 20 | 0 | 0 | 4 | 2 | 4 | 3 | 0 | 0 | 0 | 0 |
| 27 | 15 | 0 | 0 | 6 | 6 | 8 | 4 | 0 | 0 | 0 | 0 |
| 32 | 23 | 0 | 0 | 1 | 1 | 5 | 2 | 0 | 0 | 0 | 0 |
| 52 | 29 | 2 | 0 | 10 | 7 | 18 | 16 | 0 | 0 | 0 | 0 |
| 22 | 10 | 1 | 0 | 2 | 2 | 1 | 0 | 0 | 0 | 0 | 0 |
| 59 | 30 | 1 | 0 | 11 | 6 | 7 | 7 | 0 | 0 | 0 | 0 |
| 10 | 7 | 0 | 0 | 1 | 1 | 2 | 2 | 0 | 0 | 0 | 0 |
| 127 | 81 | 1 | 0 | 18 | 14 | 12 | 7 | 0 | 0 | 0 | 0 |
| 11 | 4 | 0 | 0 | 1 | 1 | 0 | 0 | 0 | 0 | 0 | 0 |
| 5 | 1 | 0 | 0 | 0 | 0 | 1 | 0 | 0 | 0 | 0 | 0 |
| 54 | 31 | 5 | 0 | 4 | 3 | 8 | 5 | 0 | 0 | 0 | 0 |
| 279 | 150 | 5 | 1 | 40 | 31 | 102 | 62 | 0 | 0 | 0 | 0 |
| 14 | 12 | 0 | 0 | 0 | 0 | 3 | 1 | 0 | 0 | 0 | 0 |
| 7 | 4 | 0 | 0 | 0 | 0 | 0 | 0 | 0 | 0 | 0 | 0 |
| 13 | 8 | 0 | 0 | 3 | 3 | 2 | 2 | 0 | 0 | 0 | 0 |
| 38 | 25 | 1 | 0 | 6 | 2 | 8 | 3 | 0 | 0 | 0 | 0 |
| 1 | 1 | 0 | 0 | 2 | 1 | 1 | 1 | 0 | 0 | 0 | 0 |
| 1026 | 588 | 19 | 2 | 142 | 99 | 213 | 127 | 0 | 0 | 0 | 0 |

PRIJAVLJENI ZA ZAPOSLENJE PREMA STEPENIMA STRUČNE SPREME U MJESECU SEPTEMBRU 2006
REGISTERED FOR EMPLOYMENT BY EDUCATIONAL LEVEL IN SEPTEMBER 2006

G 7



T 6

PREGLED LICA KOJA PRVI PUT TRAŽE ZAPOSLENJE PREMA OPŠTINAMA, STRUČNOJ SPREMI I POLU U MJESECU SEPTEMBRU 2006. GODINE

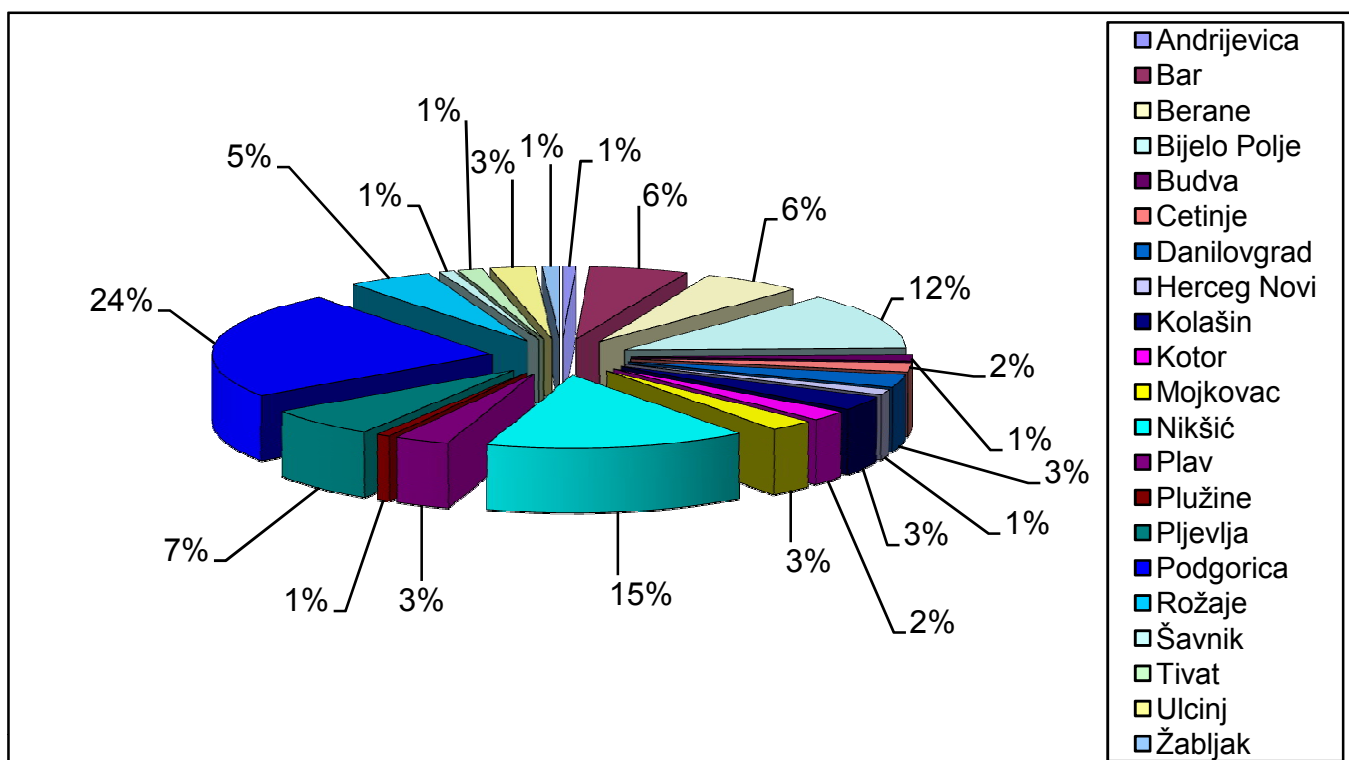
FIRST TIME JOB-SEEKERS BY MUNICIPALITIES, EDUCATIONAL LEVEL AND GENDER IN SEPTEMBER 2006

| Redni broj --- Row number | Opština --- Municipality | Ukupno Total | Žene Women | % žena Share of women | Stepen stručne spreme | | | | | |
|---------------------------------|--------------------------------------|-----------------|---------------|--------------------------|------------------------|----------------------|------------------------|----------------------|------------------------|----------------------|
| | | | | | I | | II | | III | |
| | | | | | Ukupno --- Total | Žene --- Women | Ukupno --- Total | Žene --- Women | Ukupno --- Total | Žene --- Women |
| 1. | Andrijeвица | 97 | 46 | 47.4 | 10 | 2 | 6 | 1 | 30 | 17 |
| 2. | Bar | 744 | 453 | 60.9 | 255 | 170 | 50 | 33 | 154 | 75 |
| 3. | Berane | 754 | 326 | 43.2 | 178 | 81 | 44 | 14 | 209 | 65 |
| 4. | Bijelo Polje | 1643 | 688 | 41.9 | 421 | 150 | 94 | 48 | 591 | 201 |
| 5. | Budva | 164 | 105 | 64.0 | 44 | 29 | 7 | 2 | 32 | 16 |
| 6. | Cetinje | 254 | 115 | 45.3 | 36 | 11 | 12 | 6 | 58 | 22 |
| 7. | Danilovgrad | 387 | 174 | 45.0 | 89 | 33 | 7 | 5 | 132 | 48 |
| 8. | Herceg Novi | 157 | 82 | 52.2 | 21 | 9 | 13 | 4 | 35 | 10 |
| 9. | Kolašin | 421 | 198 | 47.0 | 155 | 80 | 7 | 5 | 146 | 59 |
| 10. | Kotor | 289 | 129 | 44.6 | 28 | 12 | 8 | 5 | 89 | 30 |
| 11. | Mojkovac | 338 | 141 | 41.7 | 64 | 27 | 11 | 2 | 178 | 58 |
| 12. | Nikšić | 1978 | 930 | 47.0 | 320 | 129 | 81 | 53 | 607 | 193 |
| 13. | Plav | 413 | 189 | 45.8 | 187 | 95 | 1 | 0 | 129 | 45 |
| 14. | Plužine | 102 | 55 | 53.9 | 27 | 15 | 0 | 0 | 47 | 23 |
| 15. | Pljevlja | 860 | 449 | 52.2 | 168 | 76 | 48 | 26 | 309 | 119 |
| 16. | Podgorica | 3151 | 1556 | 49.4 | 572 | 231 | 144 | 77 | 787 | 294 |
| 17. | Rožaje | 649 | 209 | 32.2 | 189 | 39 | 16 | 2 | 290 | 79 |
| 18. | Šavnik | 109 | 45 | 41.3 | 26 | 11 | 4 | 2 | 33 | 15 |
| 19. | Tivat | 183 | 90 | 49.2 | 30 | 11 | 4 | 2 | 61 | 22 |
| 20. | Ulcinj | 332 | 214 | 64.5 | 95 | 69 | 14 | 7 | 102 | 50 |
| 21. | Žabljak | 128 | 65 | 50.8 | 37 | 19 | 1 | 0 | 32 | 13 |
| | Ukupno --- Total | 13153 | 6259 | 47.6 | 2952 | 1299 | 572 | 294 | 4051 | 1454 |

G 8

LICA KOJA PRVI PUT TRAŽE ZAPOSLENJE PREMA OPŠTINAMA U MJESECU SEPTEMBRU 2006. GODINE

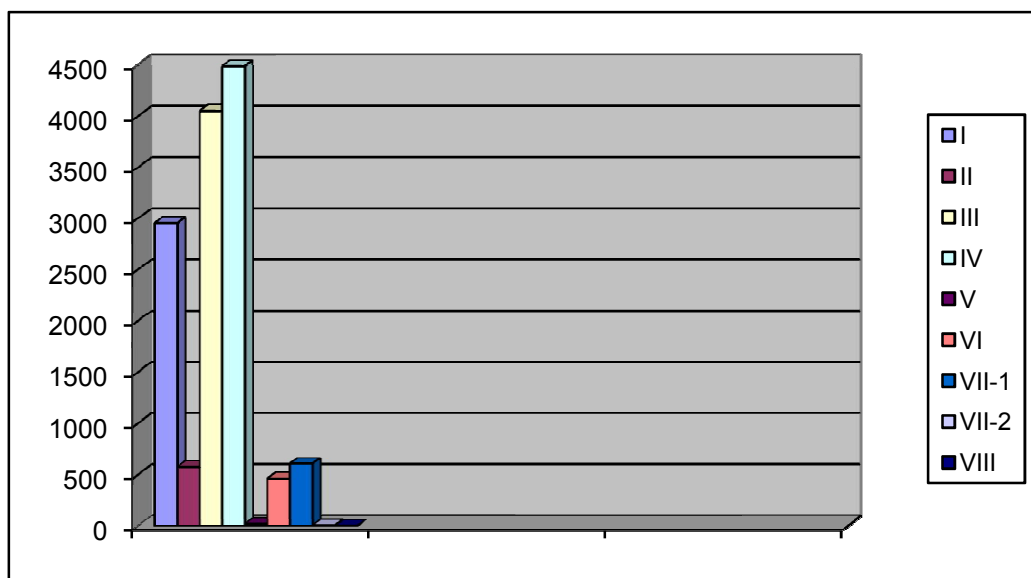
FIRST TIME JOB-SEEKERS BY MUNICIPALITIES IN SEPTEMBER 2006



| Educational level | | | | | | | | | | | |
|--------------------------|------------------------|--------------------------|------------------------|--------------------------|------------------------|--------------------------|------------------------|--------------------------|------------------------|--------------------------|------------------------|
| IV | | V | | VI | | VII-1 | | VII-2 | | VIII | |
| Ukupno ----- Total | Žene ----- Women | Ukupno ----- Total | Žene ----- Women | Ukupno ----- Total | Žene ----- Women | Ukupno ----- Total | Žene ----- Women | Ukupno ----- Total | Žene ----- Women | Ukupno ----- Total | Žene ----- Women |
| 44 | 24 | 0 | 0 | 2 | 1 | 5 | 1 | 0 | 0 | 0 | 0 |
| 215 | 141 | 6 | 1 | 36 | 24 | 28 | 9 | 0 | 0 | 0 | 0 |
| 292 | 155 | 0 | 0 | 21 | 7 | 10 | 4 | 0 | 0 | 0 | 0 |
| 457 | 255 | 2 | 0 | 41 | 20 | 37 | 14 | 0 | 0 | 0 | 0 |
| 56 | 41 | 1 | 1 | 11 | 6 | 11 | 9 | 2 | 1 | 0 | 0 |
| 111 | 60 | 0 | 0 | 11 | 4 | 26 | 12 | 0 | 0 | 0 | 0 |
| 149 | 82 | 0 | 0 | 5 | 3 | 5 | 3 | 0 | 0 | 0 | 0 |
| 49 | 31 | 0 | 0 | 22 | 15 | 16 | 12 | 1 | 1 | 0 | 0 |
| 99 | 49 | 2 | 1 | 5 | 2 | 7 | 2 | 0 | 0 | 0 | 0 |
| 101 | 39 | 1 | 1 | 27 | 13 | 34 | 29 | 0 | 0 | 1 | 0 |
| 77 | 48 | 0 | 0 | 6 | 4 | 2 | 2 | 0 | 0 | 0 | 0 |
| 784 | 433 | 0 | 0 | 94 | 73 | 92 | 49 | 0 | 0 | 0 | 0 |
| 82 | 44 | 0 | 0 | 7 | 1 | 7 | 4 | 0 | 0 | 0 | 0 |
| 21 | 12 | 0 | 0 | 2 | 1 | 5 | 4 | 0 | 0 | 0 | 0 |
| 299 | 210 | 2 | 1 | 13 | 5 | 21 | 12 | 0 | 0 | 0 | 0 |
| 1285 | 739 | 4 | 1 | 121 | 80 | 237 | 134 | 1 | 0 | 0 | 0 |
| 122 | 80 | 0 | 0 | 16 | 3 | 16 | 6 | 0 | 0 | 0 | 0 |
| 42 | 16 | 0 | 0 | 3 | 1 | 1 | 0 | 0 | 0 | 0 | 0 |
| 60 | 38 | 1 | 1 | 11 | 5 | 15 | 10 | 1 | 1 | 0 | 0 |
| 92 | 74 | 1 | 1 | 5 | 2 | 23 | 11 | 0 | 0 | 0 | 0 |
| 49 | 29 | 0 | 0 | 3 | 1 | 6 | 3 | 0 | 0 | 0 | 0 |
| 4486 | 2600 | 20 | 8 | 462 | 271 | 604 | 330 | 5 | 3 | 1 | 0 |

LICA KOJA PRVI PUT TRAŽE ZAPOSLENJE PREMA STEPENU STRUČNE SPREME U SEPTEMBRU 2006. GODINE
FIRST TIME JOB-SEEKERS BY EDUCATIONAL LEVEL IN SEPTEMBER 2006

G 9



T 7

PREGLED PRESTANKA VOĐENJA EVIDENCIJE NEZAPOSLENIH LICA PREMA OPŠTINAMA, POLU I STRUČNOJ SPREMI U MJESECU SEPTEMBRU 2006. GODINE

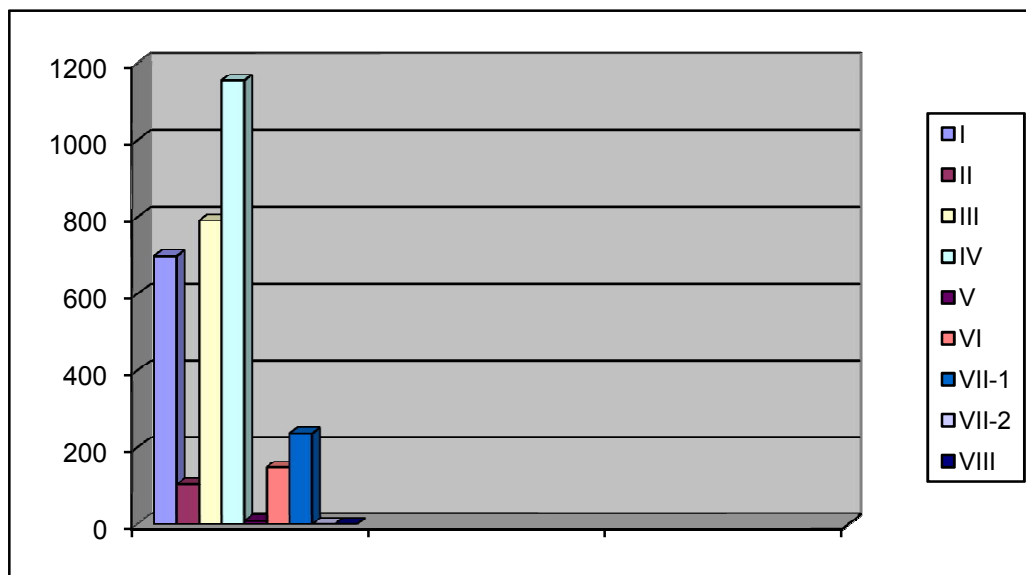
UNEMPLOYED DEACTIVATED FROM REGISTER BY MUNICIPALITIES, GENDER AND EDUCATIONAL LEVEL IN SEPTEMBER 2006

| Redni broj --- Row number | Opština --- Municipality | Ukupno Total | Žene Woman | % žena Share of women | Stepen stručne spreme | | | | | |
|---------------------------------|--------------------------------------|-----------------|---------------|--------------------------|------------------------|----------------------|------------------------|----------------------|------------------------|----------------------|
| | | | | | I | | II | | III | |
| | | | | | Ukupno --- Total | Žene --- Women | Ukupno --- Total | Žene --- Women | Ukupno --- Total | Žene --- Women |
| 1. | Andrijevića | 16 | 6 | 37.5 | 2 | 1 | 0 | 0 | 3 | 0 |
| 2. | Bar | 261 | 143 | 54.8 | 75 | 39 | 15 | 8 | 53 | 26 |
| 3. | Berane | 236 | 98 | 41.5 | 62 | 18 | 1 | 0 | 58 | 16 |
| 4. | Bijelo Polje | 239 | 111 | 46.4 | 61 | 18 | 8 | 5 | 73 | 24 |
| 5. | Budva | 83 | 44 | 53.0 | 15 | 7 | 2 | 0 | 17 | 8 |
| 6. | Cetinje | 107 | 51 | 47.7 | 18 | 6 | 6 | 3 | 27 | 12 |
| 7. | Danilovgrad | 70 | 38 | 54.3 | 12 | 5 | 1 | 1 | 19 | 10 |
| 8. | Herceg Novi | 94 | 45 | 47.9 | 9 | 2 | 7 | 3 | 21 | 5 |
| 9. | Kolašin | 40 | 25 | 62.5 | 12 | 7 | 0 | 0 | 11 | 8 |
| 10. | Kotor | 84 | 48 | 57.1 | 7 | 7 | 8 | 4 | 24 | 12 |
| 11. | Mojkovac | 66 | 31 | 47.0 | 13 | 6 | 2 | 2 | 26 | 12 |
| 12. | Nikšić | 449 | 235 | 52.3 | 84 | 47 | 14 | 7 | 113 | 40 |
| 13. | Plav | 55 | 28 | 50.9 | 29 | 16 | 0 | 0 | 10 | 4 |
| 14. | Plužine | 37 | 15 | 40.5 | 10 | 4 | 1 | 1 | 18 | 8 |
| 15. | Pijevlja | 249 | 138 | 55.4 | 46 | 20 | 6 | 2 | 77 | 36 |
| 16. | Podgorica | 826 | 416 | 50.4 | 178 | 65 | 26 | 14 | 180 | 68 |
| 17. | Rožaje | 100 | 32 | 32.0 | 34 | 8 | 1 | 1 | 32 | 6 |
| 18. | Šavnik | 21 | 9 | 42.9 | 5 | 1 | 1 | 1 | 9 | 4 |
| 19. | Tivat | 61 | 40 | 65.6 | 11 | 9 | 2 | 1 | 11 | 7 |
| 20. | Ulcinj | 41 | 23 | 56.1 | 14 | 7 | 4 | 2 | 9 | 6 |
| 21. | Žabljak | 8 | 4 | 50.0 | 1 | 0 | 0 | 0 | 0 | 0 |
| | Ukupno --- Total | 3143 | 1580 | 50.3 | 698 | 293 | 105 | 55 | 791 | 312 |

G 10

PRESTANAK VOĐENJA EVIDENCIJE NEZAPOSLENIH LICA PREMA STEPENU STRUČNE SPREME U SEPTEMBRU 2006. GODINE

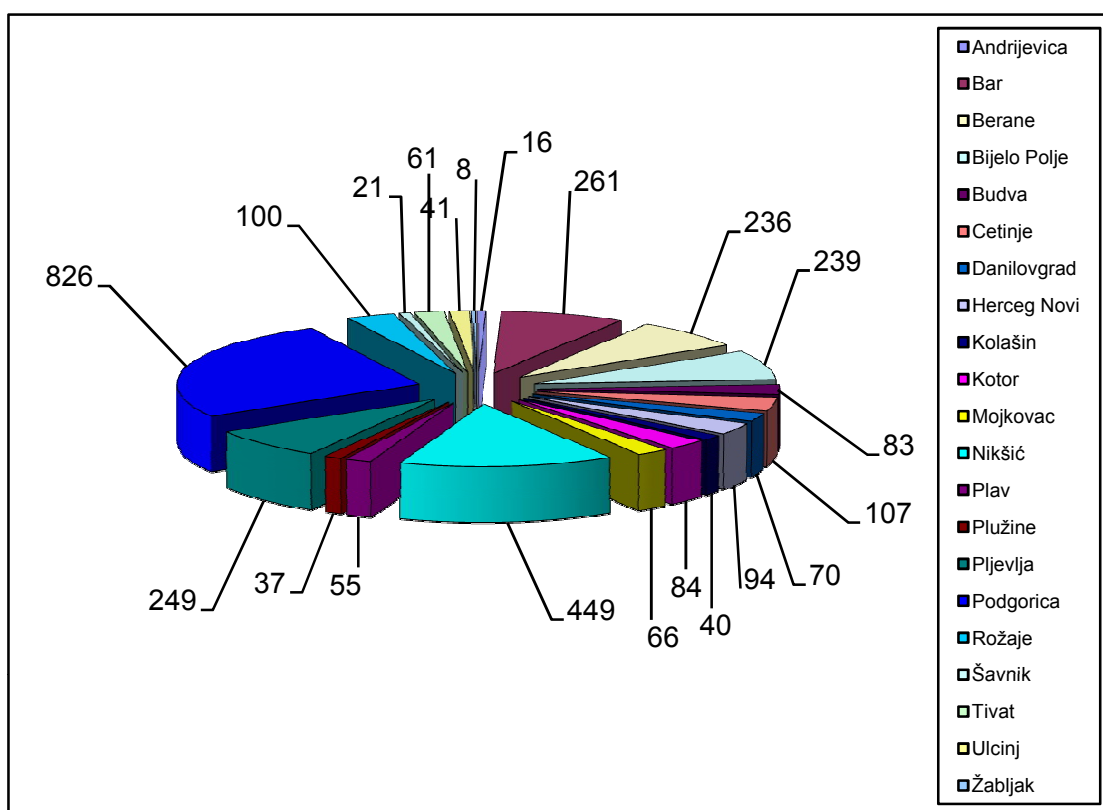
UNEMPLOYED DEACTIVATED FROM REGISTER BY EDUCATIONAL LEVEL IN SEPTEMBER 2006



| Educational level | | | | | | | | | | | |
|-------------------|---------------|-----------------|---------------|-----------------|---------------|-----------------|---------------|-----------------|---------------|-----------------|---------------|
| IV | | V | | VI | | VII-1 | | VII-2 | | VIII | |
| Ukupno Total | Žene Women | Ukupno Total | Žene Women | Ukupno Total | Žene Women | Ukupno Total | Žene Women | Ukupno Total | Žene Women | Ukupno Total | Žene Women |
| 5 | 2 | 0 | 0 | 0 | 0 | 6 | 3 | 0 | 0 | 0 | 0 |
| 86 | 49 | 0 | 0 | 15 | 11 | 17 | 10 | 0 | 0 | 0 | 0 |
| 96 | 50 | 0 | 0 | 7 | 5 | 12 | 9 | 0 | 0 | 0 | 0 |
| 70 | 46 | 1 | 0 | 14 | 10 | 12 | 8 | 0 | 0 | 0 | 0 |
| 33 | 20 | 0 | 0 | 8 | 4 | 8 | 5 | 0 | 0 | 0 | 0 |
| 48 | 28 | 0 | 0 | 3 | 1 | 5 | 1 | 0 | 0 | 0 | 0 |
| 31 | 17 | 1 | 0 | 1 | 1 | 5 | 4 | 0 | 0 | 0 | 0 |
| 31 | 21 | 0 | 0 | 14 | 7 | 12 | 7 | 0 | 0 | 0 | 0 |
| 15 | 9 | 0 | 0 | 0 | 0 | 2 | 1 | 0 | 0 | 0 | 0 |
| 27 | 14 | 1 | 0 | 13 | 8 | 4 | 3 | 0 | 0 | 0 | 0 |
| 21 | 10 | 0 | 0 | 3 | 1 | 1 | 0 | 0 | 0 | 0 | 0 |
| 177 | 104 | 1 | 1 | 15 | 10 | 45 | 26 | 0 | 0 | 0 | 0 |
| 9 | 5 | 0 | 0 | 3 | 0 | 4 | 3 | 0 | 0 | 0 | 0 |
| 5 | 2 | 0 | 0 | 3 | 0 | 0 | 0 | 0 | 0 | 0 | 0 |
| 99 | 67 | 1 | 0 | 7 | 3 | 13 | 10 | 0 | 0 | 0 | 0 |
| 339 | 205 | 2 | 1 | 29 | 18 | 72 | 45 | 0 | 0 | 0 | 0 |
| 21 | 14 | 0 | 0 | 6 | 1 | 6 | 2 | 0 | 0 | 0 | 0 |
| 5 | 2 | 0 | 0 | 0 | 0 | 1 | 1 | 0 | 0 | 0 | 0 |
| 23 | 14 | 2 | 1 | 4 | 2 | 8 | 6 | 0 | 0 | 0 | 0 |
| 9 | 5 | 0 | 0 | 1 | 1 | 4 | 2 | 0 | 0 | 0 | 0 |
| 5 | 3 | 0 | 0 | 2 | 1 | 0 | 0 | 0 | 0 | 0 | 0 |
| 1155 | 687 | 9 | 3 | 148 | 84 | 237 | 146 | 0 | 0 | 0 | 0 |

PRESTANAK VOĐENJA EVIDENCIJE NEZAPOSLENIH LICA
PREMA OPŠTINAMA U MJESECU SEPTEMBRU 2006. GODINE
UNEMPLOYED DEACTIVATED FROM REGISTER
BY MUNICIPALITIES IN SEPTEMBER 2006

G 11



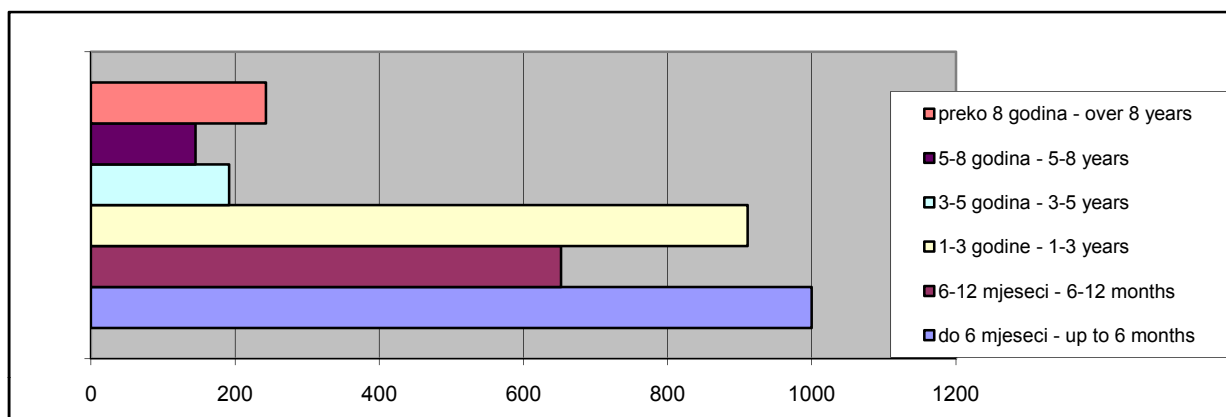
T 8

RAZLOZI PRESTANKA VOĐENJA EVIDENCIJE NEZAPOSLENIH LICA PREMA DUŽINI ČEKANJA NA ZAPOSLENJE U SEPTEMBRU 2006. GODINE REASONS FOR TERMINATION OF KEEPING EVIDENCE ON UNEMPLOYED PERSONS BY DURATION OF UNEMPLOYMENT IN SEPTEMBER 2006

| Redni broj ---- Row number | Razlozi prestanka vođenja evidencije o nezaposlenim licima | Ukupno ---- Total | Dužina čekanja na zaposlenje | | |
|----------------------------------|--|-------------------------|----------------------------------|---|-------------------------------------|
| | | | Do 6 mjeseci ---- 6 months | 6 - 12 mjeseci ---- 6 - 12 months | 1 - 3 godine ---- 1 - 3 years |
| | UKUPNO | 3143 | 1000 | 652 | 911 |
| 1. | Zasnivanje radnog odnosa sa punim radnim vremenom na određeno vrijeme | 479 | 184 | 93 | 137 |
| 2. | Zasnivanje radnog odnosa sa punim radnim vremenom na neodređeno vrijeme | 119 | 42 | 29 | 36 |
| 3. | Kada nezaposleno lice navršši 65 godina života | 1 | 1 | 0 | 0 |
| 4. | Ostvarenje prava na starosnu ili invalidsku penziju | 48 | 9 | 12 | 18 |
| 5. | Sticanje svojstva učenika, odnosno redovnog studenta | 1 | 1 | 0 | 0 |
| 6. | Osnivanje preduzeća ili radnje, ili bavljenje poljoprivredom | 4 | 2 | 0 | 2 |
| 7. | Odlazak na rad u inostranstvo, a nije podnešan zahtjev za posredovanjem u Crnoj Gori | 17 | 9 | 7 | 0 |
| 8. | Odbijanje radnog angažovanja | 4 | 1 | 1 | 2 |
| 9. | Stupanje na izdržavanje kazne zatvora | 1 | 0 | 0 | 1 |
| 10. | Neopravdano ne javljanje, ili ne odazivanje na poziv organizacije za zapošljavanje | 1074 | 341 | 300 | 285 |
| 11. | Samoinicijativno odjavljivanje sa evidencije organizacije za zapošljavanje | 22 | 5 | 4 | 7 |
| 12. | Smrt nezaposlenog lica | 7 | 3 | 1 | 3 |
| 13. | Sezonski rad | 55 | 17 | 10 | 17 |
| 14. | Promjena mjesta prijavljivanja | 10 | 3 | 2 | 3 |
| 15. | Korišćenje kredita za samozapošljavanje | 19 | 13 | 1 | 3 |
| 16. | Odbijanje uključanja u programe aktivne politike zapošljavanja (APZ) | 13 | 7 | 0 | 4 |
| 17. | Trudničko bolovanje | 3 | 2 | 1 | 0 |
| 18. | Opravdana nejavljanja | 1 | 0 | 1 | 0 |
| 19. | Zaposlenje u svojstvu pripravnika | 176 | 113 | 32 | 26 |
| 20. | Drugi slučajevi predviđenim zakonom ili drugim opštim aktom | 1042 | 239 | 150 | 350 |
| 21. | Drugi slučajevi predviđenim zakonom kada status postaje privremeno pasivan | 47 | 8 | 8 | 17 |

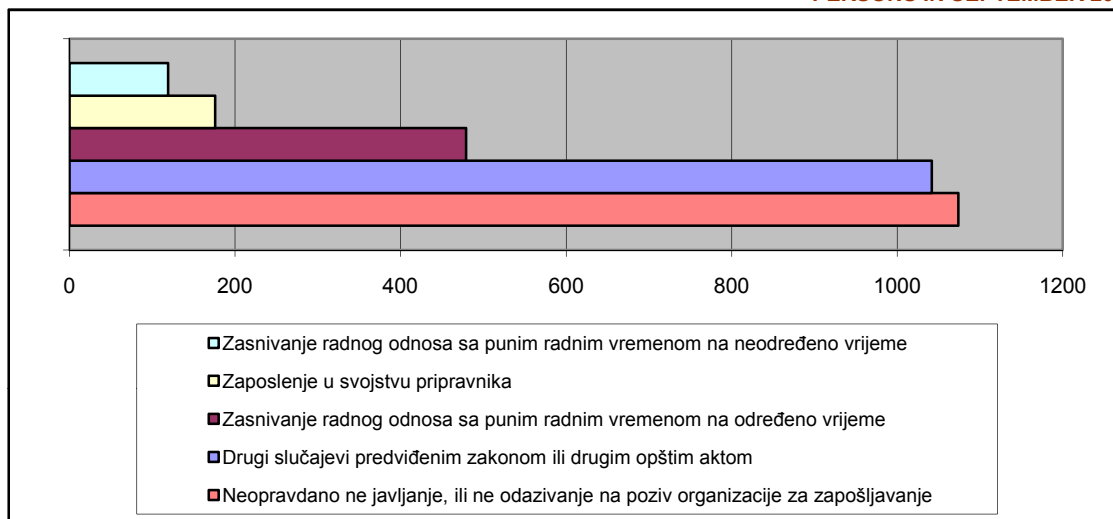
G 12

STRUKTURA PRESTANKA VOĐENJA EVIDENCIJE NEZAPOSLENIH LICA PREMA DUŽINI ČEKANJA NA ZAPOSLENJE U SEPTEMBRU 2006. GODINE STRUCTURE OF UNEMPLOYED PERSONS DEACTIVATED FROM REGISTER BY DURATION OF UNEMPLOYMENT IN SEPTEMBER 2006



| Duration of unemployment | | | Reasons for termination of keeping evidence on unemployed persons |
|-------------------------------------|-------------------------------------|--|--|
| 3 - 5 godina ---- 3 - 5 years | 5 - 8 godina ---- 5 - 8 years | Preko 8 godina ---- Over 8 years | |
| 192 | 145 | 243 | TOTAL |
| 27 | 19 | 19 | When unemployed person signs full-time temporary employment contract |
| 1 | 4 | 7 | When unemployed person signs full-time permanent employment contract |
| 0 | 0 | 0 | When unemployed person turns 65 age |
| 4 | 2 | 3 | When unemployed person meets criteria for age or disability pension, in compliance with labour regulations |
| 0 | 0 | 0 | When unemployed person gains the status of school student or regular university student |
| 0 | 0 | 0 | When unemployed person established enterprise or shop, or begins dealing with agriculture as sole or main occupation |
| 0 | 0 | 1 | When unemployed person sets off to work abroad, without prior filing a request for brokerage in Montenegro |
| 0 | 0 | 0 | When unemployed person refuses offered placement |
| 0 | 0 | 0 | When unemployed person is imprisoned or admitted to an institution due to enforcement of the pronounced safety measure |
| 65 | 37 | 46 | When unemployed person unjustifiably fails to report or answer the call of employed organization |
| 4 | 1 | 1 | When unemployed person cancels registration within employment organization |
| 0 | 0 | 0 | In case of death of unemployed person |
| 5 | 4 | 2 | In other cases defined by law or other general act when status becomes passive |
| 0 | 2 | 0 | In other defined by law or other general act when status becomes temporarily passive |
| 0 | 0 | 2 | When unemployed person starts using self-employed loan |
| 0 | 1 | 1 | When unemployed person refuses to be included in active employment policy programs (AEPP) |
| 0 | 0 | 0 | Persons on maternity leave |
| 0 | 0 | 0 | Persons with valid justification for non-reporting |
| 2 | 0 | 3 | Persons employed as trainees |
| 78 | 74 | 151 | Seasonal workers |
| 6 | 1 | 7 | Persons who changed place of residence |

RAZLOZI PRESTANKA VOĐENJA EVIDENCIJE NEZAPOSLENIH LICA SA NAJVEĆOM UČESTALOŠĆU
U SEPTEMBRU 2006. GODINE | **G 13**
MOST FREQUENT REASONS FOR TERMINATION OF KEEPING EVIDENCE OF UNEMPLOYED
PERSONS IN SEPTEMBER 2006



T 9

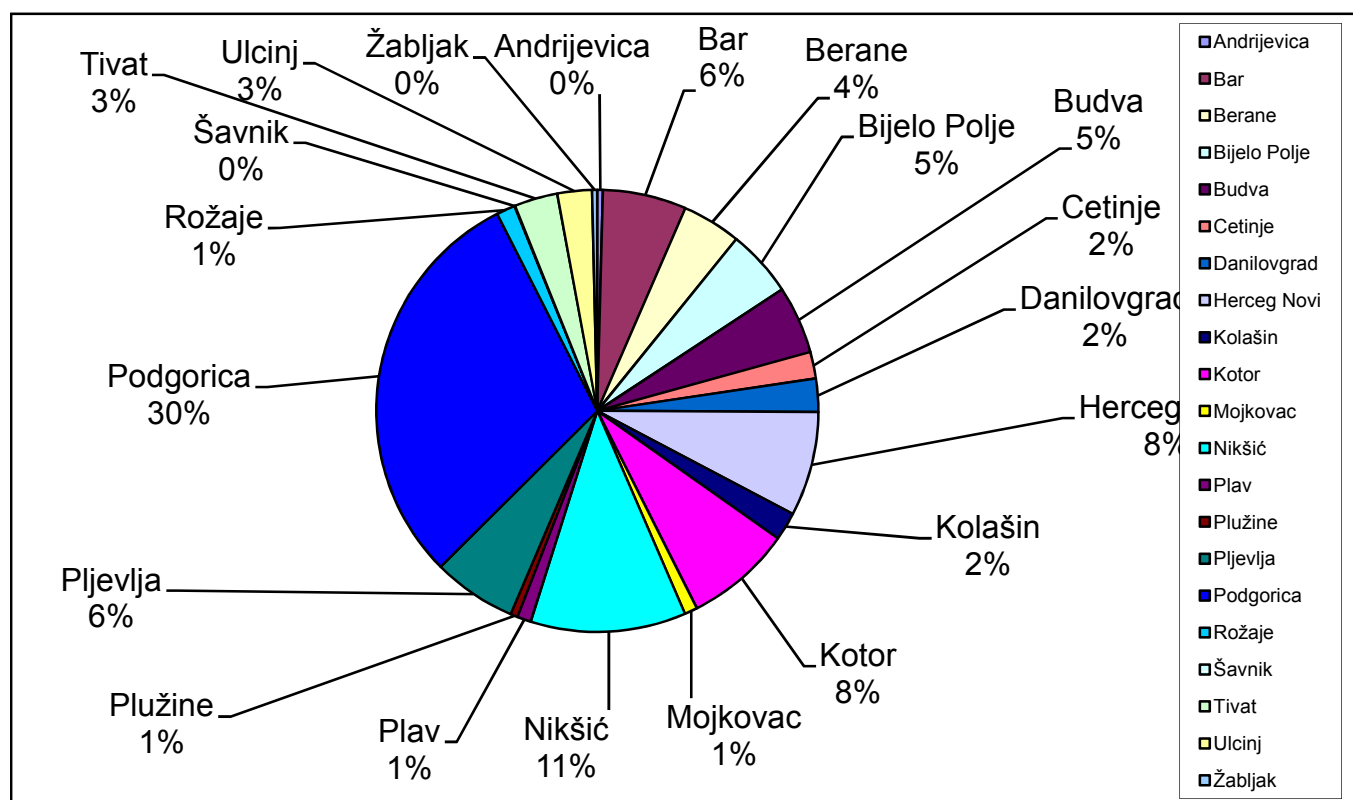
PREGLED SLOBODNIH RADNIH MJESTA PREMA OPŠTINAMA, STRUČNOJ SPREMI I POLU U MJESECU SEPTEMBRU 2006. GODINE

VACANCIES BY MUNICIPALITIES, EDUCATIONAL LEVEL AND GENDER IN SEPTEMBER 2006

| Redni broj ---- Row number | Opština ---- Municipality | Ukupno za period od 01.01.2006.-30.09.2006. Total for period 01/01/06-31/08/06 | Ukupno (09/2006) Total | Pripravnici (09/2006) Trainees | Stepen stručne spreme | | | |
|----------------------------------|----------------------------------|---|------------------------------|--------------------------------------|-----------------------|-----------------|-----------------|-------------------------|
| | | | | | I | II | III | |
| | | | | | Ukupno Total | Ukupno Total | Ukupno Total | Pripravnici Trainees |
| 1. | Andrijevica | 57 | 20 | 2 | 0 | 0 | 0 | 0 |
| 2. | Bar | 3086 | 307 | 11 | 85 | 6 | 40 | 0 |
| 3. | Berane | 803 | 216 | 59 | 35 | 0 | 18 | 0 |
| 4. | Bijelo Polje | 1343 | 246 | 37 | 47 | 3 | 58 | 0 |
| 5. | Budva | 6142 | 249 | 10 | 59 | 1 | 45 | 0 |
| 6. | Cetinje | 736 | 98 | 8 | 27 | 0 | 10 | 0 |
| 7. | Danilovgrad | 488 | 121 | 27 | 27 | 1 | 37 | 0 |
| 8. | Herceg Novi | 4396 | 383 | 12 | 98 | 48 | 103 | 0 |
| 9. | Kolašin | 396 | 104 | 4 | 18 | 5 | 49 | 0 |
| 10. | Kotor | 1952 | 390 | 13 | 121 | 4 | 84 | 0 |
| 11. | Mojkovac | 262 | 47 | 5 | 10 | 0 | 8 | 0 |
| 12. | Nikšić | 3051 | 570 | 119 | 86 | 15 | 95 | 0 |
| 13. | Plav | 130 | 51 | 5 | 4 | 0 | 6 | 4 |
| 14. | Plužine | 278 | 26 | 1 | 6 | 0 | 10 | 0 |
| 15. | Pljevlja | 1459 | 307 | 36 | 86 | 14 | 42 | 11 |
| 16. | Podgorica | 9313 | 1503 | 146 | 151 | 31 | 313 | 1 |
| 17. | Rožaje | 442 | 68 | 20 | 15 | 0 | 10 | 0 |
| 18. | Šavnik | 56 | 3 | 0 | 1 | 0 | 0 | 0 |
| 19. | Tivat | 1355 | 158 | 10 | 41 | 4 | 43 | 0 |
| 20. | Ulcinj | 1699 | 127 | 8 | 18 | 1 | 15 | 0 |
| 21. | Žabljak | 193 | 19 | 0 | 0 | 2 | 2 | 0 |
| | Ukupno ---- Total | 37637 | 5013 | 533 | 935 | 135 | 988 | 16 |

G 14

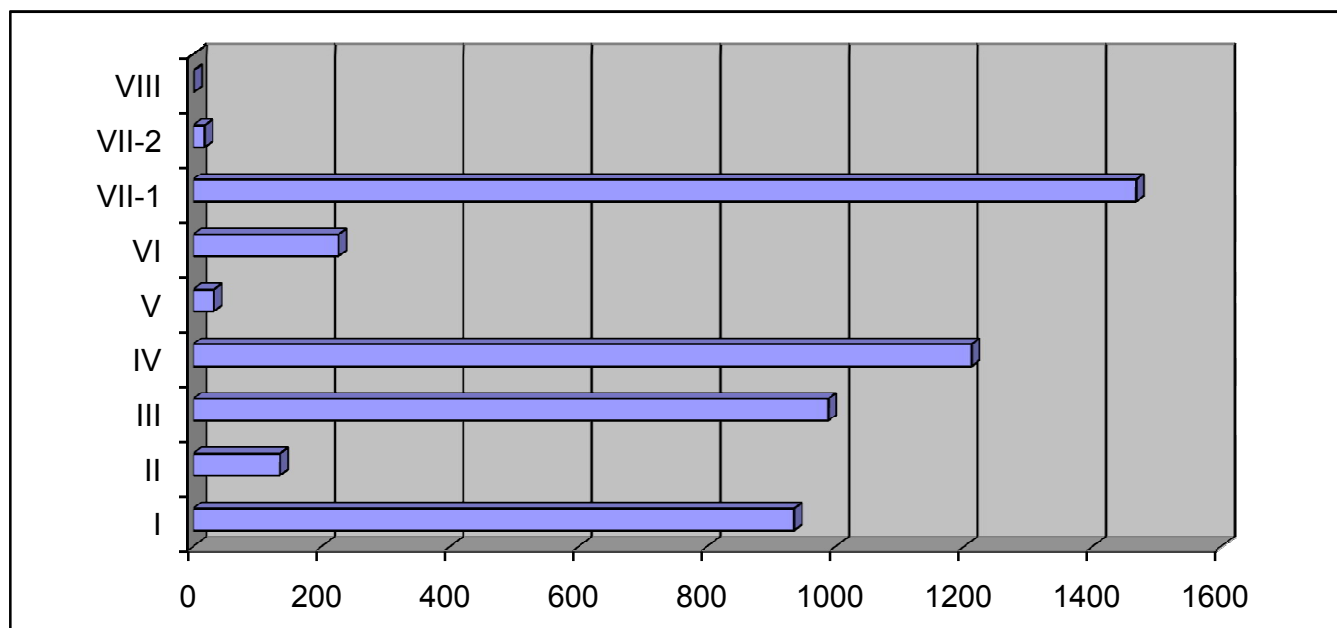
STRUKTURA SLOBODNIH RADNIH MJESTA PREMA OPŠTINAMA U MJESECU SEPTEMBRU 2006. GODINE STRUCTURE OF VACANCIES BY MUNICIPALITIES IN SEPTEMBER 2006



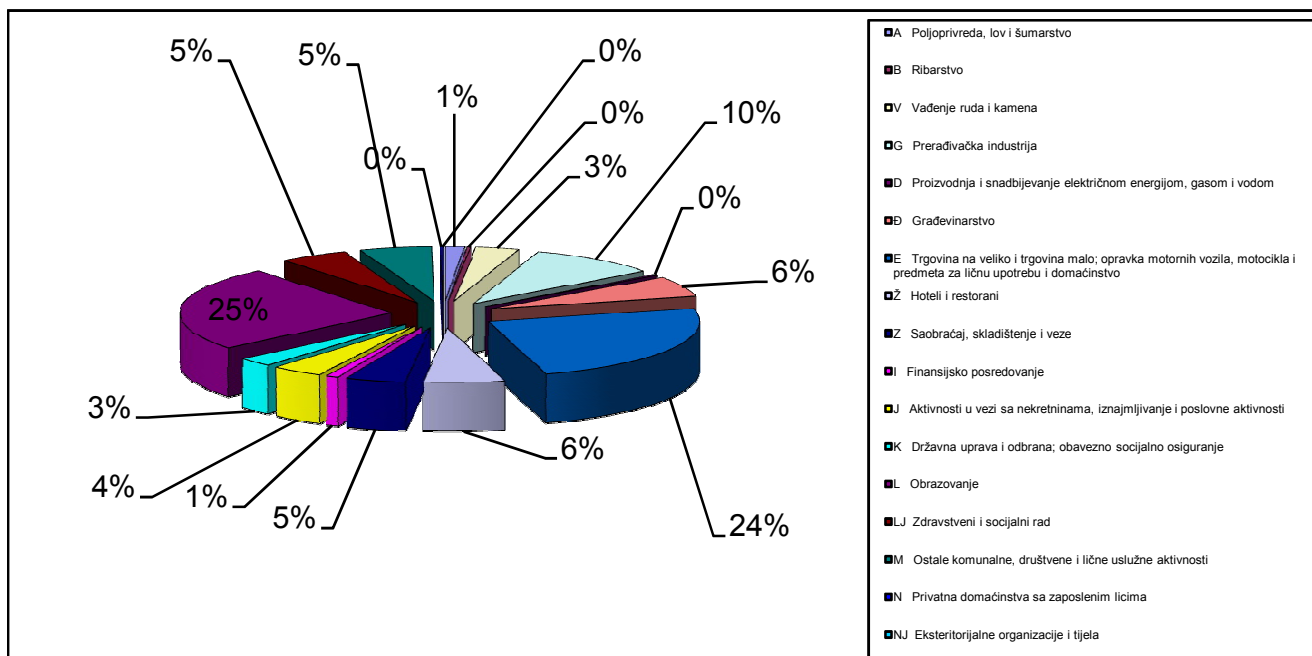
| Educational level | | | | | | | | | | | |
|-------------------|----------------------|--------------|----------------------|--------------|----------------------|--------------|----------------------|--------------|----------------------|--------------|----------------------|
| IV | | V | | VI | | VII-1 | | VII-2 | | VIII | |
| Ukupno Total | Pripravnici Trainees | Ukupno Total | Pripravnici Trainees | Ukupno Total | Pripravnici Trainees | Ukupno Total | Pripravnici Trainees | Ukupno Total | Pripravnici Trainees | Ukupno Total | Pripravnici Trainees |
| 0 | 0 | 0 | 0 | 1 | 1 | 19 | 1 | 0 | 0 | 0 | 0 |
| 57 | 3 | 4 | 0 | 9 | 1 | 103 | 7 | 3 | 0 | 0 | 0 |
| 68 | 51 | 0 | 0 | 15 | 7 | 80 | 1 | 0 | 0 | 0 | 0 |
| 32 | 12 | 0 | 0 | 16 | 4 | 90 | 21 | 0 | 0 | 0 | 0 |
| 71 | 0 | 1 | 0 | 17 | 5 | 55 | 5 | 0 | 0 | 0 | 0 |
| 17 | 3 | 0 | 0 | 2 | 0 | 42 | 5 | 0 | 0 | 0 | 0 |
| 18 | 5 | 0 | 0 | 9 | 2 | 29 | 20 | 0 | 0 | 0 | 0 |
| 44 | 2 | 12 | 0 | 11 | 0 | 63 | 10 | 4 | 0 | 0 | 0 |
| 16 | 1 | 0 | 0 | 3 | 0 | 13 | 3 | 0 | 0 | 0 | 0 |
| 76 | 6 | 0 | 0 | 23 | 1 | 78 | 6 | 3 | 0 | 1 | 0 |
| 10 | 4 | 0 | 0 | 3 | 1 | 16 | 0 | 0 | 0 | 0 | 0 |
| 174 | 12 | 0 | 0 | 14 | 8 | 186 | 99 | 0 | 0 | 0 | 0 |
| 3 | 0 | 1 | 0 | 0 | 0 | 37 | 1 | 0 | 0 | 0 | 0 |
| 1 | 0 | 0 | 0 | 0 | 0 | 9 | 1 | 0 | 0 | 0 | 0 |
| 61 | 12 | 0 | 0 | 13 | 2 | 91 | 11 | 0 | 0 | 0 | 0 |
| 520 | 10 | 13 | 0 | 62 | 26 | 405 | 109 | 8 | 0 | 0 | 0 |
| 2 | 1 | 0 | 0 | 11 | 6 | 30 | 13 | 0 | 0 | 0 | 0 |
| 2 | 0 | 0 | 0 | 0 | 0 | 0 | 0 | 0 | 0 | 0 | 0 |
| 22 | 0 | 0 | 0 | 6 | 0 | 42 | 10 | 0 | 0 | 0 | 0 |
| 15 | 1 | 1 | 0 | 11 | 0 | 66 | 7 | 0 | 0 | 0 | 0 |
| 2 | 0 | 0 | 0 | 0 | 0 | 13 | 0 | 0 | 0 | 0 | 0 |
| 1211 | 123 | 32 | 0 | 226 | 64 | 1467 | 330 | 18 | 0 | 1 | 0 |

STRUKTURA SLOBODNIH RADNIH MJESTA PREMA STEPENU STRUČNE SPREME
U MJESECU SEPTEMBRU 2006. GODINE
STRUCTURE OF VACANCIES BY EDUCATIONAL LEVEL IN SEPTEMBER 2006

G 15



| Djelatnost | UKUPNO TOTAL | Pripravnici Trainees | Stepen stručne spreme | | | |
|---|-----------------|-------------------------|-----------------------|-----------------|-----------------|-------------------------|
| | | | I | II | III | |
| | | | Ukupno Total | Ukupno Total | Ukupno Total | Pripravnici Trainees |
| A Poljoprivreda, lov i šumarstvo | 72 | 4 | 24 | 3 | 27 | 0 |
| B Ribarstvo | 13 | 0 | 5 | 0 | 3 | 0 |
| V Vađenje ruda i kamena | 164 | 18 | 69 | 3 | 33 | 10 |
| G Prerađivačka industrija | 496 | 32 | 194 | 20 | 178 | 4 |
| D Proizvodnja i snadbijevanje električnom energijom, gasom i vodom | 14 | 9 | 1 | 0 | 0 | 0 |
| Đ Građevinarstvo | 306 | 8 | 119 | 41 | 78 | 0 |
| E Trgovina na veliko i trgovina malo; opravka motornih vozila, motocikla i predmeta za ličnu upotrebu i domaćinstvo | 1222 | 31 | 251 | 37 | 398 | 2 |
| Ž Hoteli i restorani | 310 | 4 | 76 | 12 | 133 | 0 |
| Z Saobraćaj, skladištenje i veze | 231 | 5 | 17 | 2 | 52 | 0 |
| I Finansijsko posredovanje | 47 | 12 | 0 | 0 | 0 | 0 |
| J Aktivnosti u vezi sa nekretninama, iznajmljivanje i poslovne aktivnosti | 198 | 24 | 28 | 0 | 21 | 0 |
| K Državna uprava i odbrana; obavezno socijalno osiguranje | 135 | 23 | 4 | 3 | 4 | 0 |
| L Obrazovanje | 1263 | 230 | 64 | 4 | 15 | 0 |
| LJ Zdravstveni i socijalni rad | 260 | 102 | 34 | 2 | 9 | 0 |
| M Ostale komunalne, društvene i lične uslužne aktivnosti | 273 | 31 | 47 | 8 | 34 | 0 |
| N Privatna domaćinstva sa zaposlenim licima | 9 | 0 | 2 | 0 | 3 | 0 |
| NJ Eksteritorijalne organizacije i tijela | 0 | 0 | 0 | 0 | 0 | 0 |
| UKUPNO | 5013 | 533 | 935 | 135 | 988 | 16 |

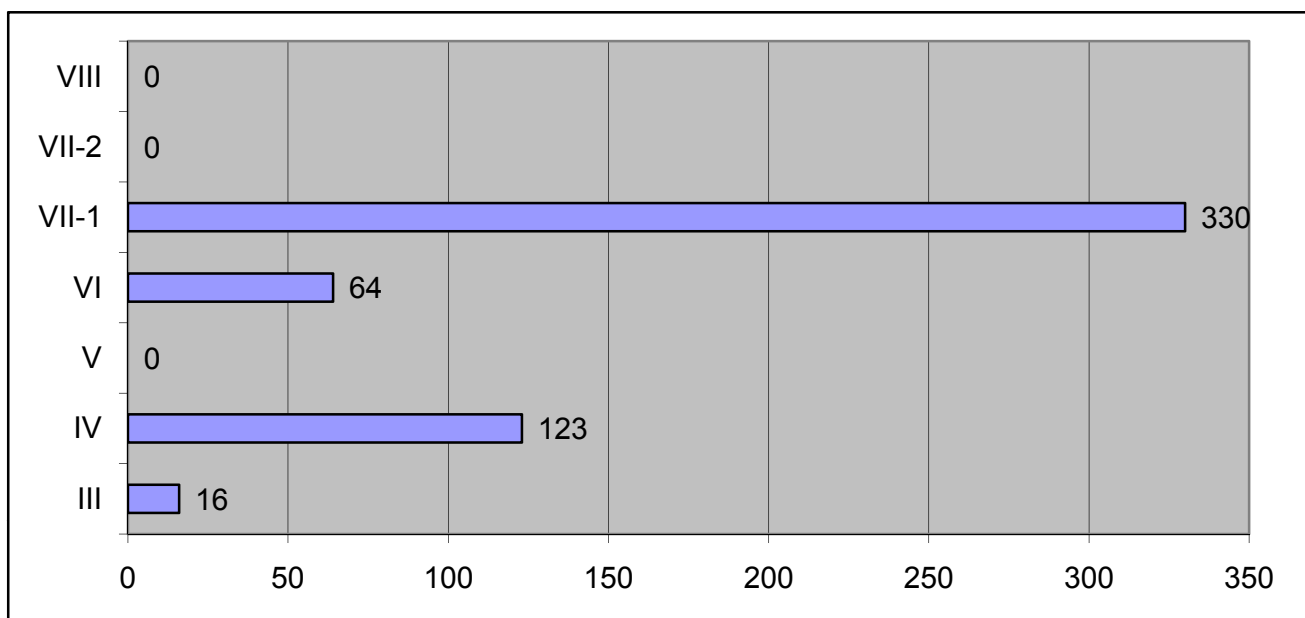


| Educational level | | | | | | | | | | | | Sector of economic activity |
|-------------------|-------------------------|-----------------|-------------------------|-----------------|-------------------------|-----------------|-------------------------|-----------------|-------------------------|-----------------|-------------------------|---|
| IV | | V | | VI | | VII-1 | | VII-2 | | VIII | | |
| Ukupno Total | Pripravnici Trainees | Ukupno Total | Pripravnici Trainees | Ukupno Total | Pripravnici Trainees | Ukupno Total | Pripravnici Trainees | Ukupno Total | Pripravnici Trainees | Ukupno Total | Pripravnici Trainees | |
| 8 | 0 | 0 | 0 | 2 | 0 | 8 | 4 | 0 | 0 | 0 | 0 | A. Agriculture, hunting and forestry |
| 5 | 0 | 0 | 0 | 0 | 0 | 0 | 0 | 0 | 0 | 0 | 0 | B. Fishing |
| 27 | 5 | 0 | 0 | 9 | 2 | 23 | 1 | 0 | 0 | 0 | 0 | C. Mine and stone extraction |
| 47 | 0 | 3 | 0 | 8 | 3 | 46 | 25 | 0 | 0 | 0 | 0 | D. Manufacturing industry |
| 6 | 5 | 0 | 0 | 3 | 2 | 4 | 2 | 0 | 0 | 0 | 0 | E. El.power, gas and water production and supply |
| 31 | 2 | 7 | 0 | 5 | 1 | 25 | 5 | 0 | 0 | 0 | 0 | F. Construction |
| 465 | 11 | 0 | 0 | 14 | 1 | 57 | 17 | 0 | 0 | 0 | 0 | G. Wholesale and retail trade; repair of motor vehicles, motorcycles and personal and household devices |
| 72 | 1 | 4 | 0 | 5 | 1 | 8 | 2 | 0 | 0 | 0 | 0 | H. Hotels and restaurants |
| 136 | 0 | 0 | 0 | 10 | 2 | 14 | 3 | 0 | 0 | 0 | 0 | I. Transportation, storage and communication |
| 10 | 0 | 0 | 0 | 7 | 0 | 30 | 12 | 0 | 0 | 0 | 0 | J. Finance brokerage |
| 90 | 5 | 2 | 0 | 11 | 0 | 46 | 19 | 0 | 0 | 0 | 0 | K. Real-estate, renting and business activities |
| 32 | 2 | 2 | 0 | 14 | 5 | 76 | 16 | 0 | 0 | 0 | 0 | L. Public administration and defense; mandatory social insurance |
| 17 | 1 | 12 | 0 | 97 | 34 | 1047 | 195 | 7 | 0 | 0 | 0 | M. Education |
| 127 | 81 | 1 | 0 | 31 | 4 | 45 | 17 | 11 | 0 | 0 | 0 | N. Health care and social work |
| 134 | 10 | 1 | 0 | 10 | 9 | 38 | 12 | 0 | 0 | 1 | 0 | O. Other utility, social and personal service activities |
| 4 | 0 | 0 | 0 | 0 | 0 | 0 | 0 | 0 | 0 | 0 | 0 | P. Private households with employed persons |
| 0 | 0 | 0 | 0 | 0 | 0 | 0 | 0 | 0 | 0 | 0 | 0 | Q. Extra-territorial organizations and bodies |
| 1211 | 123 | 32 | 0 | 226 | 64 | 1467 | 330 | 18 | 0 | 1 | 0 | Total |

STRUKTURA OGLAŠENIH SLOBODNIH RADNIH MJESTA ZA PRIPRAVNIKE PREMA STEPENU STRUČNE SPREME
U MJESECU SEPTEMBRU 2006. GODINE

G 17

STRUCTURE OF ANNOUNCED VACANCIES BY EDUCATIONAL LEVEL IN SEPTEMBER 2006



T 11

PREGLED OGLAŠENIH SLOBODNIH RADNIH MJESTA PREMA VRSTI RADNOG MJESTA, VRSTI RADNOG ODNOSA I STEPENU STRUČNE SPREME U SEPTEMBRU 2006. GODINE

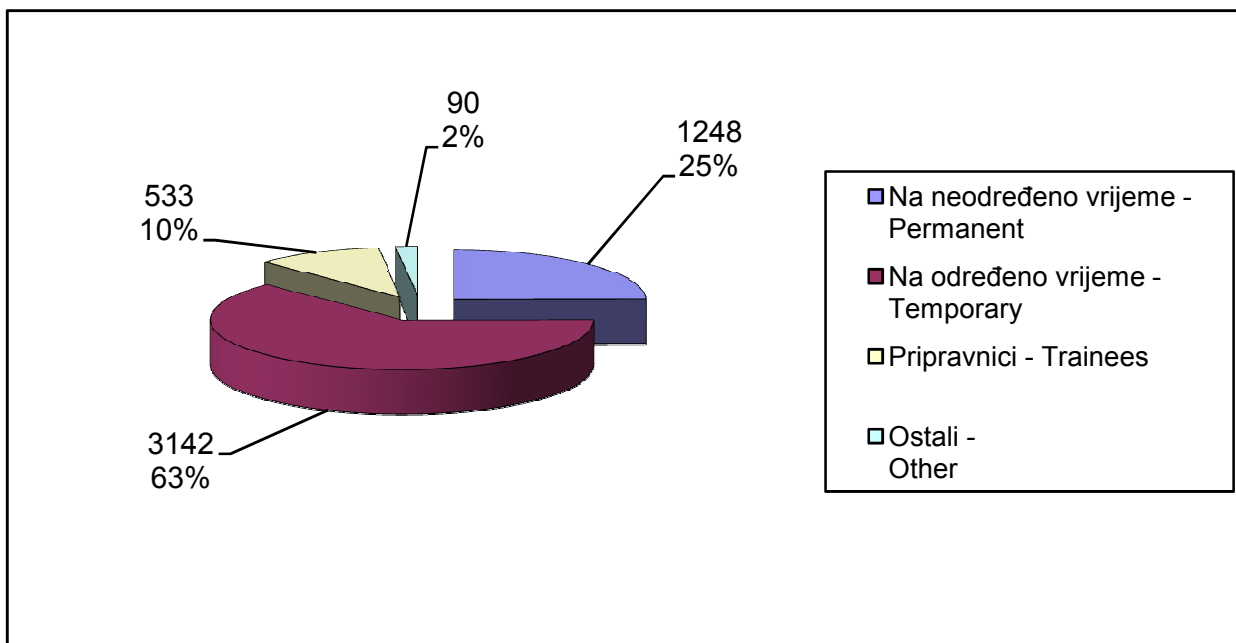
ANNOUNCED VACANCIES BY JOB TYPE, EMPLOYMENT CONTRACT TYPE AND EDUCATIONAL LEVEL IN SEPTEMBER 2006

| Stepen stručne spreme Educational level | Ukupno Total | Vrsta radnog mjesta Type of job | | Vrsta radnog odnosa of employment | | | | Type |
|--|-----------------|------------------------------------|-------------------------|--------------------------------------|------------------------------------|---------------------------|-------------------|------|
| | | Novootvorena - Newly created | Upraznjena - Vacancy | Na neodređeno vrijeme - Permanent | Na određeno vrijeme - Temporary | Pripravnici - Trainees | Ostali - Other | |
| I | 935 | 409 | 526 | 250 | 627 | 0 | 58 | |
| II | 135 | 75 | 60 | 30 | 98 | 0 | 7 | |
| III | 988 | 471 | 517 | 301 | 660 | 16 | 11 | |
| IV | 1211 | 624 | 587 | 409 | 672 | 123 | 7 | |
| V | 32 | 14 | 18 | 5 | 27 | 0 | 0 | |
| VI | 226 | 106 | 120 | 24 | 138 | 64 | 0 | |
| VII-1 | 1467 | 471 | 996 | 219 | 911 | 330 | 7 | |
| VII-2 | 18 | 2 | 16 | 10 | 8 | 0 | 0 | |
| VIII | 1 | 0 | 1 | 0 | 1 | 0 | 0 | |
| UKUPNO - TOTAL | 5013 | 2172 | 2841 | 1248 | 3142 | 533 | 90 | |

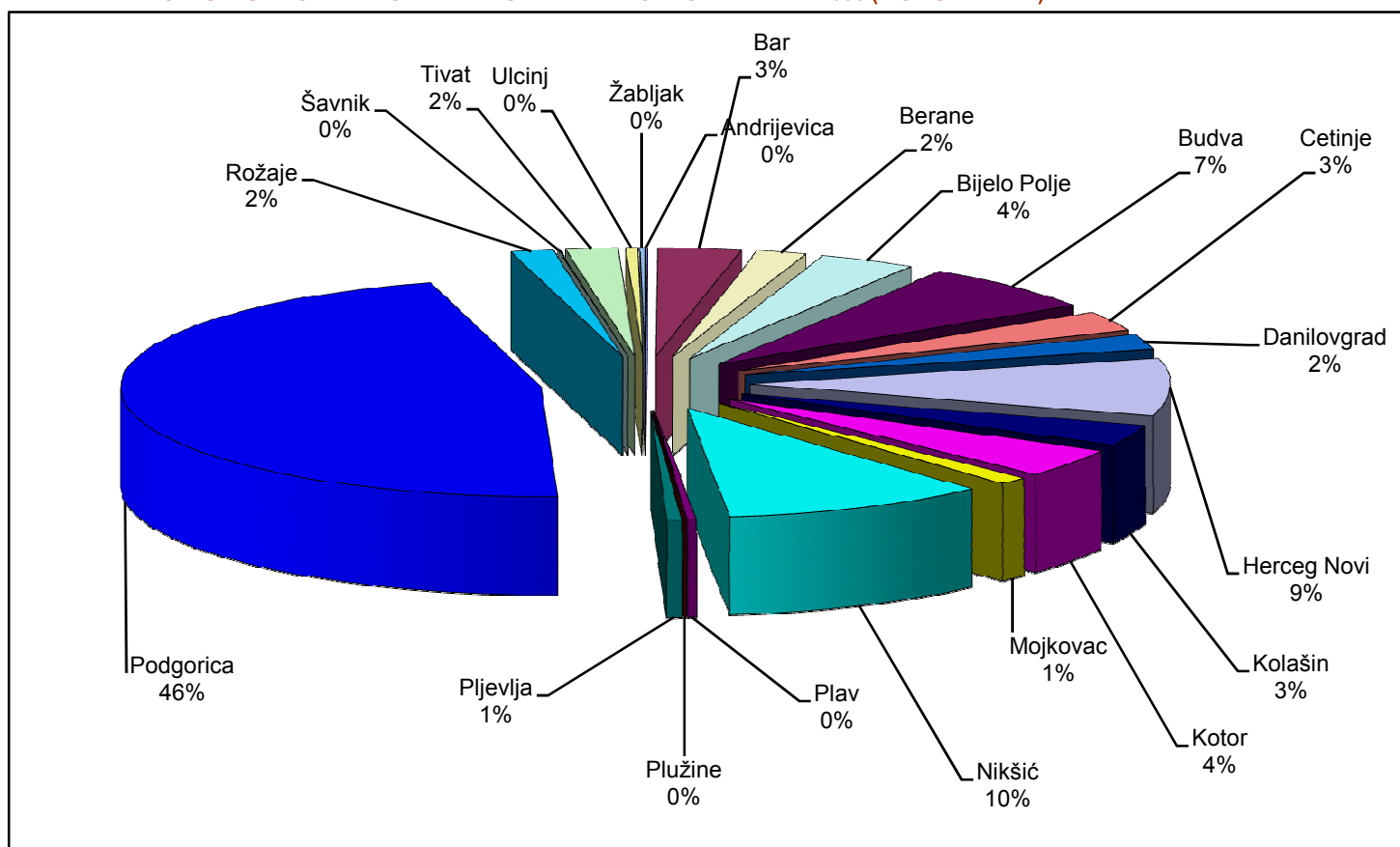
G 18

STRUKTURA OGLAŠENIH SLOBODNIH RADNIH MJESTA PREMA VRSTI RADNOG ODNOSA U MJESECU SEPTEMBRU 2006. GODINE

STRUCTURE OF ANNOUNCED VACANCIES BY EMPLOYMENT CONTRACT TYPE IN SEPTEMBER 2006



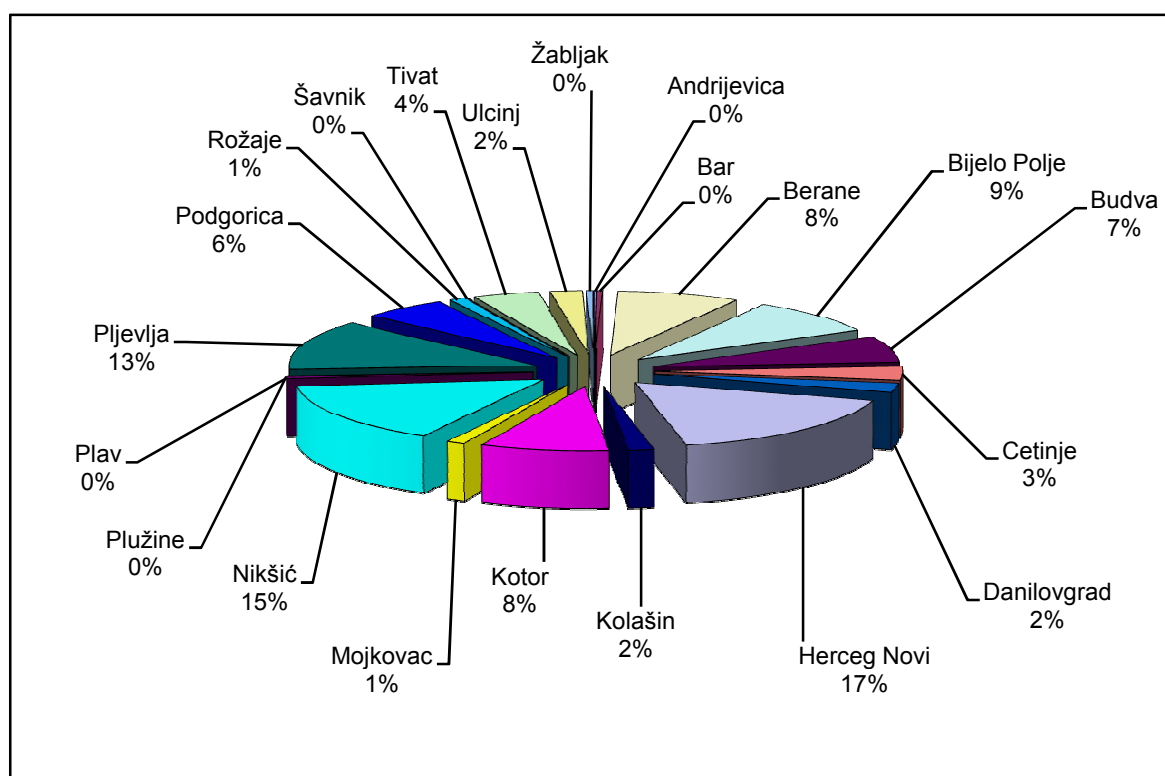
| Redni broj ---- Row number | Opština ---- Municipality | Ukupan broj novozaposlenih lica (podaci Fonda PIO) - Total number of newly employed (fund PIO data) | Broj lica zaposlenih posredstvom ZZCG - Number of employed through EAM brokerage | Pripravnici Trainees | Stepen stručne spreme | | | |
|----------------------------------|---------------------------------------|---|--|-------------------------|-----------------------|--------------|--------------|----------------------|
| | | | | | I | II | III | |
| | | | | | Ukupno Total | Ukupno Total | Ukupno Total | Pripravnici Trainees |
| 1. | Andrijevica | 2 | 2 | 1 | 0 | 0 | 0 | 0 |
| 2. | Bar | 91 | 5 | 0 | 1 | 0 | 2 | 0 |
| 3. | Berane | 54 | 119 | 31 | 13 | 2 | 20 | 0 |
| 4. | Bijelo Polje | 105 | 133 | 2 | 18 | 1 | 40 | 0 |
| 5. | Budva | 203 | 97 | 2 | 38 | 5 | 25 | 0 |
| 6. | Cetinje | 85 | 50 | 14 | 12 | 1 | 4 | 0 |
| 7. | Danilovgrad | 65 | 35 | 11 | 5 | 2 | 6 | 0 |
| 8. | Herceg Novi | 244 | 255 | 17 | 42 | 32 | 87 | 0 |
| 9. | Kolašin | 90 | 25 | 0 | 0 | 0 | 3 | 0 |
| 10. | Kotor | 122 | 125 | 16 | 9 | 1 | 40 | 0 |
| 11. | Mojkovac | 32 | 18 | 0 | 1 | 0 | 8 | 0 |
| 12. | Nikšić | 291 | 229 | 26 | 21 | 8 | 67 | 0 |
| 13. | Plav | 10 | 7 | 0 | 0 | 0 | 1 | 0 |
| 14. | Plužine | 2 | 2 | 0 | 1 | 0 | 0 | 0 |
| 15. | Pljevlja | 16 | 188 | 26 | 32 | 1 | 56 | 0 |
| 16. | Podgorica | 1325 | 83 | 11 | 11 | 0 | 21 | 0 |
| 17. | Rožaje | 46 | 16 | 5 | 1 | 0 | 2 | 0 |
| 18. | Šavnik | 1 | 0 | 0 | 0 | 0 | 0 | 0 |
| 19. | Tivat | 57 | 64 | 3 | 5 | 2 | 19 | 0 |
| 20. | Ulcinj | 13 | 31 | 0 | 6 | 3 | 9 | 0 |
| 21. | Žabljak | 5 | 6 | 0 | 0 | 1 | 1 | 0 |
| | Ukupno ---- Total | 2859 | 1490 | 165 | 216 | 59 | 411 | 0 |



| Educational level | | | | | | | | | | | |
|-------------------|----------------------|--------------|----------------------|--------------|----------------------|--------------|----------------------|--------------|----------------------|--------------|----------------------|
| IV | | V | | VI | | VII-1 | | VII-2 | | VIII | |
| Ukupno Total | Pripravnici Trainees | Ukupno Total | Pripravnici Trainees | Ukupno Total | Pripravnici Trainees | Ukupno Total | Pripravnici Trainees | Ukupno Total | Pripravnici Trainees | Ukupno Total | Pripravnici Trainees |
| 1 | 0 | 0 | 0 | 0 | 0 | 1 | 1 | 0 | 0 | 0 | 0 |
| 2 | 0 | 0 | 0 | 0 | 0 | 0 | 0 | 0 | 0 | 0 | 0 |
| 45 | 21 | 0 | 0 | 14 | 3 | 15 | 7 | 10 | 0 | 0 | 0 |
| 28 | 0 | 1 | 0 | 24 | 1 | 21 | 1 | 0 | 0 | 0 | 0 |
| 20 | 0 | 0 | 0 | 2 | 0 | 7 | 2 | 0 | 0 | 0 | 0 |
| 26 | 11 | 0 | 0 | 2 | 0 | 5 | 3 | 0 | 0 | 0 | 0 |
| 13 | 6 | 0 | 0 | 1 | 1 | 8 | 4 | 0 | 0 | 0 | 0 |
| 60 | 4 | 3 | 0 | 19 | 8 | 12 | 5 | 0 | 0 | 0 | 0 |
| 5 | 0 | 0 | 0 | 6 | 0 | 11 | 0 | 0 | 0 | 0 | 0 |
| 49 | 7 | 1 | 0 | 8 | 4 | 16 | 5 | 1 | 0 | 0 | 0 |
| 6 | 0 | 0 | 0 | 0 | 0 | 3 | 0 | 0 | 0 | 0 | 0 |
| 96 | 8 | 0 | 0 | 7 | 5 | 30 | 13 | 0 | 0 | 0 | 0 |
| 0 | 0 | 0 | 0 | 1 | 0 | 5 | 0 | 0 | 0 | 0 | 0 |
| 1 | 0 | 0 | 0 | 0 | 0 | 0 | 0 | 0 | 0 | 0 | 0 |
| 73 | 20 | 1 | 0 | 11 | 3 | 14 | 3 | 0 | 0 | 0 | 0 |
| 35 | 7 | 0 | 0 | 2 | 1 | 13 | 3 | 1 | 0 | 0 | 0 |
| 9 | 3 | 0 | 0 | 1 | 1 | 3 | 1 | 0 | 0 | 0 | 0 |
| 0 | 0 | 0 | 0 | 0 | 0 | 0 | 0 | 0 | 0 | 0 | 0 |
| 15 | 1 | 0 | 0 | 5 | 1 | 18 | 1 | 0 | 0 | 0 | 0 |
| 7 | 0 | 1 | 0 | 4 | 0 | 1 | 0 | 0 | 0 | 0 | 0 |
| 3 | 0 | 0 | 0 | 1 | 0 | 0 | 0 | 0 | 0 | 0 | 0 |
| 494 | 88 | 7 | 0 | 108 | 28 | 183 | 49 | 12 | 0 | 0 | 0 |

BROJ ZAPOSLENIH LICA POSREDSTVOM ZAVODA ZA ZAPOSŁJAVANJE U MJESECU SEPTEMBRU 2006. GODINE
 NUMBER OF EMPLOYED THROUGH EAM BROKERAGE IN SEPTEMBER 2006

G 20



T 12-1

PREGLED ZASNVANJA RADNOG ODNOSA PREMA OPŠTINAMA, STRUČNOJ SPREMI I POLU U PERIODU JANUAR - SEPTEMBAR 2006. GODINE

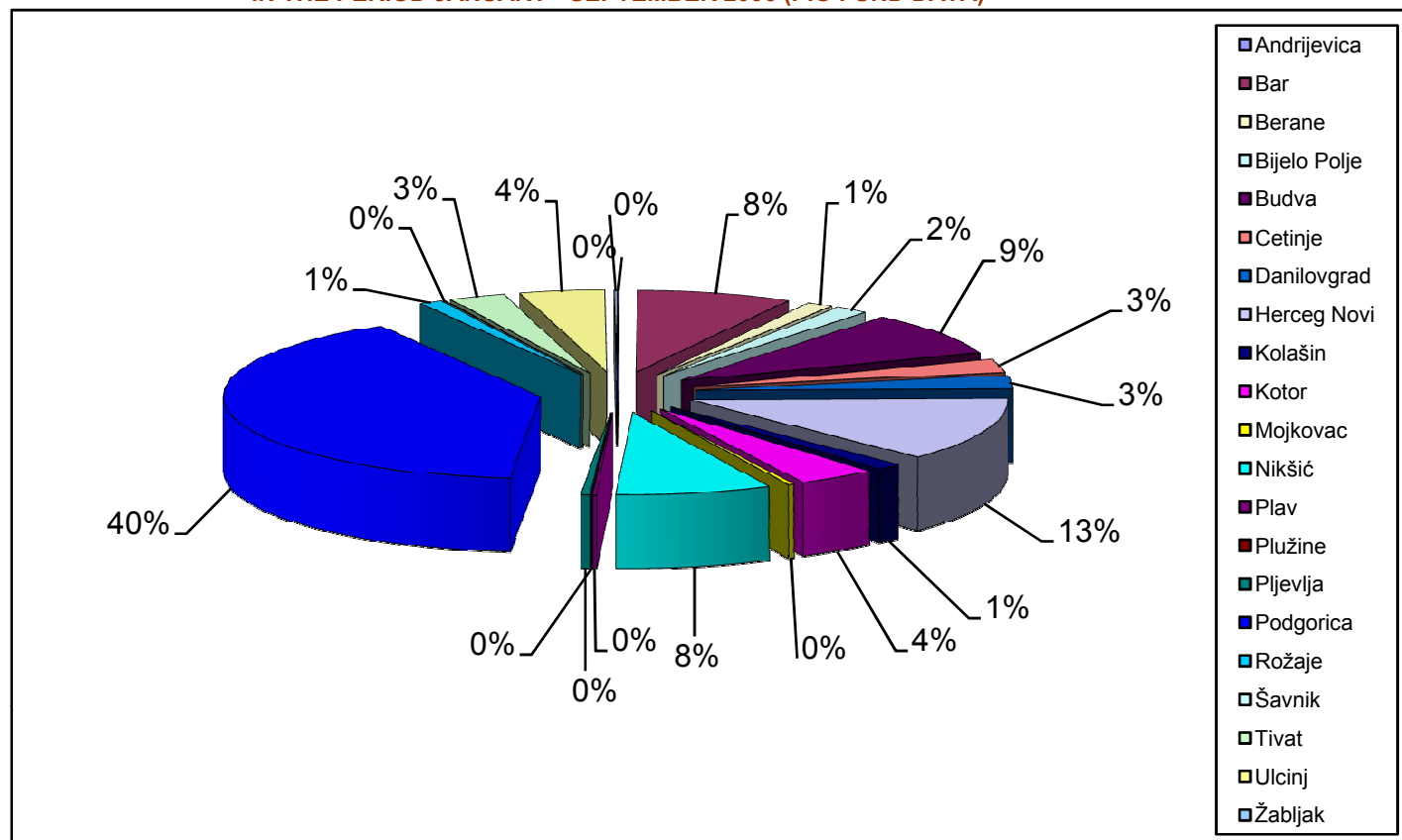
EMPLOYED BY MUNICIPALITIES, EDUCATIONAL LEVEL AND GENDER IN JANUARY - SEPTEMBER 2006

| Redni broj --- Row number | Opština --- Municipality | Ukupan broj novozaposlenih lica (podaci Fonda PIO) Total number of newly employed (fund PIO data) | Broj lica zaposlenih posredstvom ZZZCG Number of employed through EAM brokerage | Pripravnici Trainees | Stepen stručne spreme | | | |
|--------------------------------------|--------------------------------|--|--|----------------------|-----------------------|--------------|--------------|----------------------|
| | | | | | I | II | III | |
| | | | | | Ukupno Total | Ukupno Total | Ukupno Total | Pripravnici Trainees |
| 1. | Andrijevica | 18 | 14 | 1 | 1 | 0 | 3 | 0 |
| 2. | Bar | 1868 | 435 | 18 | 110 | 35 | 108 | 3 |
| 3. | Berane | 314 | 466 | 104 | 79 | 4 | 86 | 0 |
| 4. | Bijelo Polje | 394 | 764 | 119 | 94 | 16 | 237 | 1 |
| 5. | Budva | 2045 | 1762 | 25 | 397 | 96 | 596 | 0 |
| 6. | Cetinje | 614 | 251 | 58 | 45 | 6 | 38 | 1 |
| 7. | Danilovgrad | 616 | 258 | 51 | 56 | 6 | 62 | 2 |
| 8. | Herceg Novi | 2993 | 2633 | 102 | 383 | 379 | 933 | 0 |
| 9. | Kolašin | 308 | 127 | 5 | 24 | 2 | 35 | 0 |
| 10. | Kotor | 947 | 1149 | 62 | 111 | 83 | 387 | 7 |
| 11. | Mojkovac | 74 | 137 | 10 | 17 | 1 | 60 | 0 |
| 12. | Nikšić | 1873 | 1858 | 177 | 193 | 41 | 556 | 3 |
| 13. | Plav | 48 | 45 | 16 | 3 | 0 | 6 | 0 |
| 14. | Plužine | 8 | 20 | 4 | 4 | 0 | 6 | 0 |
| 15. | Pljevlja | 108 | 1077 | 159 | 148 | 14 | 347 | 22 |
| 16. | Podgorica | 9514 | 3968 | 401 | 508 | 88 | 877 | 19 |
| 17. | Rožaje | 280 | 156 | 17 | 43 | 1 | 49 | 0 |
| 18. | Šavnik | 10 | 16 | 3 | 2 | 0 | 4 | 0 |
| 19. | Tivat | 672 | 836 | 21 | 101 | 87 | 315 | 0 |
| 20. | Ulcinj | 1014 | 826 | 15 | 302 | 25 | 254 | 2 |
| 21. | Žabljak | 24 | 139 | 4 | 11 | 5 | 43 | 0 |
| Ukupno --- Total | | 23742 | 16937 | 1372 | 2632 | 889 | 5002 | 60 |

G 20-1

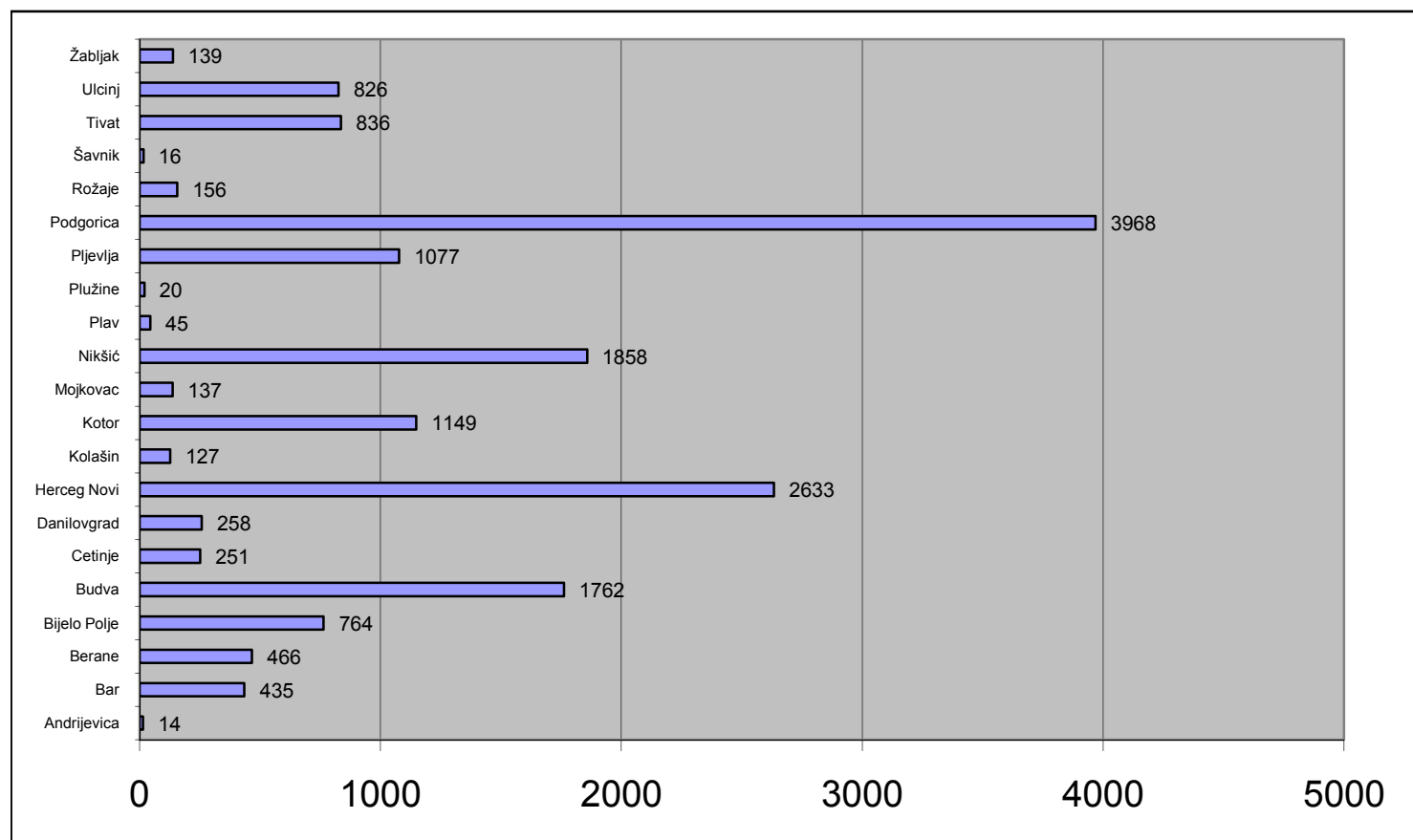
STRUKTURA ZASNVANJA RADNOG ODNOSA PREMA OPŠTINAMA U PERIODU JANUAR - SEPTEMBAR 2006. GODINE (PODACI FONDA PIO)

STRUCTURE OF EMPLOYED BY MUNICIPALITIES IN THE PERIOD JANUARY - SEPTEMBER 2006 (PIO FUND DATA)

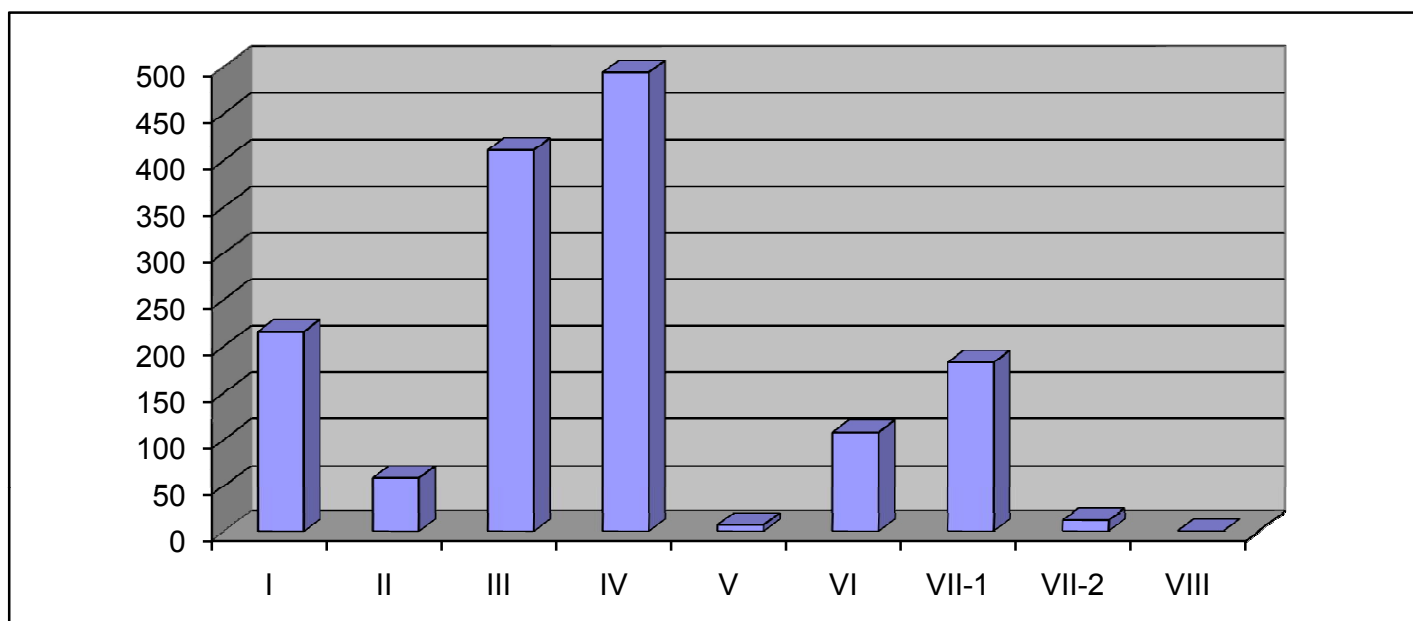


| Educational level | | | | | | | | | | | |
|-------------------|-------------------------|-----------------|-------------------------|-----------------|-------------------------|-----------------|-------------------------|-----------------|-------------------------|-----------------|-------------------------|
| IV | | V | | VI | | VII-1 | | VII-2 | | VIII | |
| Ukupno Total | Pripravnici Trainees | Ukupno Total | Pripravnici Trainees | Ukupno Total | Pripravnici Trainees | Ukupno Total | Pripravnici Trainees | Ukupno Total | Pripravnici Trainees | Ukupno Total | Pripravnici Trainees |
| 4 | 0 | 0 | 0 | 1 | 0 | 5 | 1 | 0 | 0 | 0 | 0 |
| 140 | 3 | 2 | 0 | 17 | 3 | 23 | 9 | 0 | 0 | 0 | 0 |
| 190 | 65 | 1 | 1 | 33 | 16 | 63 | 22 | 10 | 0 | 0 | 0 |
| 269 | 67 | 5 | 0 | 71 | 20 | 72 | 31 | 0 | 0 | 0 | 0 |
| 571 | 4 | 12 | 0 | 38 | 11 | 52 | 10 | 0 | 0 | 0 | 0 |
| 123 | 36 | 2 | 0 | 15 | 10 | 22 | 11 | 0 | 0 | 0 | 0 |
| 85 | 23 | 1 | 1 | 11 | 8 | 35 | 17 | 2 | 0 | 0 | 0 |
| 655 | 16 | 15 | 0 | 149 | 48 | 119 | 38 | 0 | 0 | 0 | 0 |
| 45 | 2 | 0 | 0 | 9 | 3 | 12 | 0 | 0 | 0 | 0 | 0 |
| 392 | 28 | 12 | 0 | 54 | 5 | 106 | 22 | 4 | 0 | 0 | 0 |
| 42 | 4 | 0 | 0 | 4 | 2 | 13 | 4 | 0 | 0 | 0 | 0 |
| 775 | 59 | 8 | 1 | 86 | 29 | 199 | 85 | 0 | 0 | 0 | 0 |
| 25 | 14 | 0 | 0 | 2 | 0 | 9 | 2 | 0 | 0 | 0 | 0 |
| 4 | 0 | 0 | 0 | 2 | 2 | 4 | 2 | 0 | 0 | 0 | 0 |
| 426 | 101 | 16 | 1 | 49 | 11 | 77 | 24 | 0 | 0 | 0 | 0 |
| 1666 | 105 | 19 | 0 | 176 | 41 | 626 | 234 | 8 | 2 | 0 | 0 |
| 37 | 5 | 1 | 0 | 10 | 3 | 15 | 9 | 0 | 0 | 0 | 0 |
| 4 | 0 | 0 | 0 | 1 | 1 | 5 | 2 | 0 | 0 | 0 | 0 |
| 247 | 5 | 3 | 0 | 28 | 3 | 54 | 13 | 1 | 0 | 0 | 0 |
| 194 | 1 | 7 | 0 | 16 | 1 | 28 | 11 | 0 | 0 | 0 | 0 |
| 68 | 0 | 0 | 0 | 6 | 1 | 6 | 3 | 0 | 0 | 0 | 0 |
| 5962 | 538 | 104 | 4 | 778 | 218 | 1545 | 550 | 25 | 2 | 0 | 0 |

BROJ ZAPOSLENIH LICA POSREDSTVOM ZAVODA ZA ZAPOSŁJAVANJE
U PERIODU JANUAR - SEPTEMBAR 2006. GODINE **G 20-2**
NUMBER OF PERSONS EMPLOYED THROUGH EAM BROKERAGE
IN THE PERIOD JANUARY - SEPTEMBER 2006



| Djelatnost | UKUPNO TOTAL | Pripravnici Trainees | Stepen stručne spreme | | | |
|---|-----------------|-------------------------|-----------------------|-----------------|-----------------|-------------------------|
| | | | I | II | III | |
| | | | Ukupno Total | Ukupno Total | Ukupno Total | Pripravnici Trainees |
| A Poljoprivreda, lov i šumarstvo | 18 | 0 | 10 | 2 | 1 | 0 |
| B Ribarstvo | 3 | 0 | 0 | 0 | 3 | 0 |
| V Vađenje ruda i kamena | 74 | 0 | 11 | 0 | 28 | 0 |
| G Prerađivačka industrija | 160 | 10 | 45 | 5 | 57 | 0 |
| D Proizvodnja i snabdijevanje električnom energijom, gasom i vodom | 11 | 6 | 3 | 0 | 2 | 0 |
| Đ Građevinarstvo | 86 | 0 | 16 | 11 | 34 | 0 |
| E Trgovina na veliko i trgovina malo; opravka motornih vozila, motocikla i predmeta za ličnu upotrebu i domaćinstvo | 441 | 10 | 81 | 15 | 158 | 0 |
| Ž Hoteli i restorani | 115 | 0 | 25 | 7 | 42 | 0 |
| Z Saobraćaj, skladištenje i veze | 40 | 2 | 4 | 0 | 20 | 0 |
| I Finansijsko posredovanje | 17 | 3 | 0 | 0 | 0 | 0 |
| J Aktivnosti u vezi sa nekretninama, iznajmljivanje i poslovne aktivnosti | 90 | 6 | 5 | 15 | 29 | 0 |
| K Državna uprava i odbrana; obavezno socijalno osiguranje | 46 | 34 | 0 | 0 | 2 | 0 |
| L Obrazovanje | 191 | 16 | 3 | 0 | 3 | 0 |
| LJ Zdravstveni i socijalni rad | 117 | 61 | 7 | 3 | 8 | 0 |
| M Ostale komunalne, društvene i lične uslužne aktivnosti | 80 | 17 | 5 | 1 | 24 | 0 |
| N Privatna domaćinstva sa zaposlenim licima | 1 | 0 | 1 | 0 | 0 | 0 |
| NJ Eksteritorijalne organizacije i tijela | 0 | 0 | 0 | 0 | 0 | 0 |
| UKUPNO | 1490 | 165 | 216 | 59 | 411 | 0 |

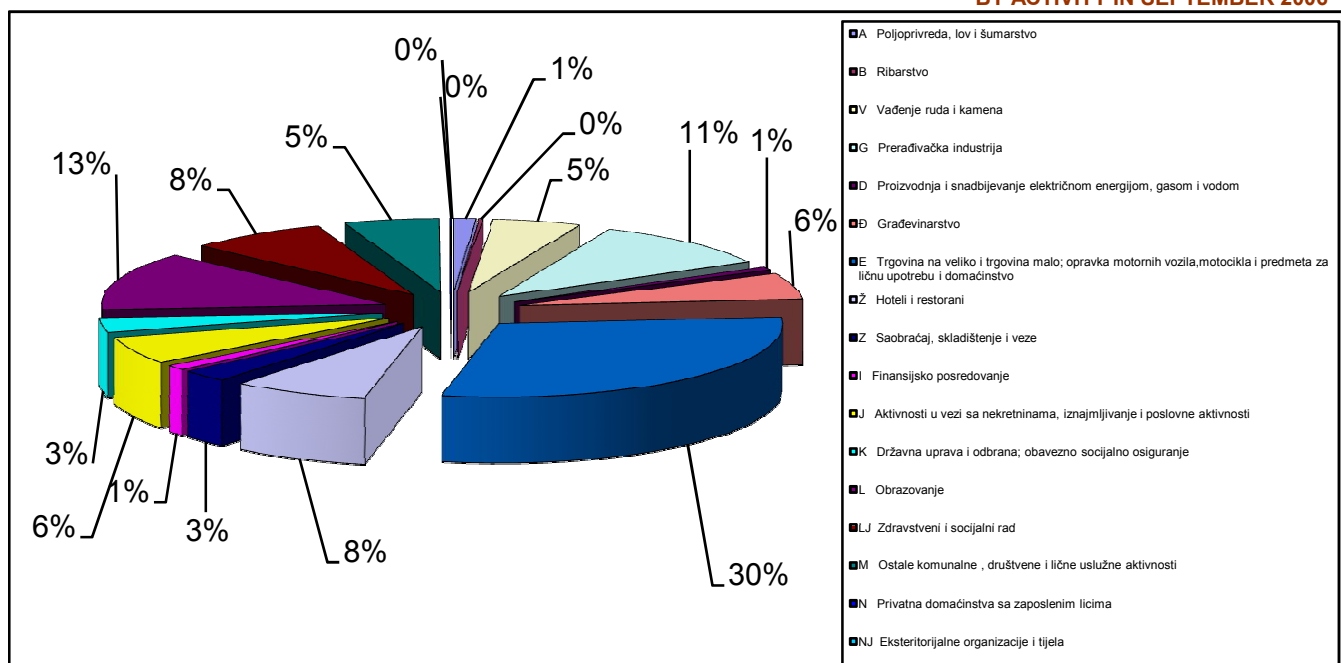


| Educational level | | | | | | | | | | | | Sector of economic activity |
|-------------------|-------------------------|-----------------|-------------------------|-----------------|-------------------------|-----------------|-------------------------|-----------------|-------------------------|-----------------|-------------------------|---|
| IV | | V | | VI | | VII-1 | | VII-2 | | VIII | | |
| Ukupno Total | Pripravnici Trainees | Ukupno Total | Pripravnici Trainees | Ukupno Total | Pripravnici Trainees | Ukupno Total | Pripravnici Trainees | Ukupno Total | Pripravnici Trainees | Ukupno Total | Pripravnici Trainees | |
| 4 | 0 | 0 | 0 | 0 | 0 | 1 | 0 | 0 | 0 | 0 | 0 | A. Agriculture, hunting and forestry |
| 0 | 0 | 0 | 0 | 0 | 0 | 0 | 0 | 0 | 0 | 0 | 0 | B. Fishing |
| 26 | 0 | 1 | 0 | 6 | 0 | 2 | 0 | 0 | 0 | 0 | 0 | C. Mine and stone extraction |
| 42 | 3 | 1 | 0 | 5 | 2 | 5 | 5 | 0 | 0 | 0 | 0 | D. Manufacturing industry |
| 5 | 5 | 0 | 0 | 0 | 0 | 1 | 1 | 0 | 0 | 0 | 0 | E. EI.power, gas and water production and supply |
| 20 | 0 | 1 | 0 | 1 | 0 | 3 | 0 | 0 | 0 | 0 | 0 | F. Construction |
| 160 | 6 | 1 | 0 | 12 | 2 | 14 | 2 | 0 | 0 | 0 | 0 | G. Wholesale and retail trade; repair of motor vehicles, motorcycles and personal and household devices |
| 37 | 0 | 0 | 0 | 2 | 0 | 2 | 0 | 0 | 0 | 0 | 0 | H. Hotels and restaurants |
| 11 | 1 | 0 | 0 | 3 | 1 | 2 | 0 | 0 | 0 | 0 | 0 | I. Transportation, storage and communication |
| 9 | 0 | 0 | 0 | 2 | 0 | 6 | 3 | 0 | 0 | 0 | 0 | J. Finance brokerage |
| 25 | 0 | 2 | 0 | 4 | 1 | 10 | 5 | 0 | 0 | 0 | 0 | K. Real-estate, renting and business activities |
| 16 | 11 | 0 | 0 | 16 | 15 | 12 | 8 | 0 | 0 | 0 | 0 | L. Public administration and defense; mandatory social insurance |
| 24 | 1 | 1 | 0 | 47 | 0 | 103 | 15 | 10 | 0 | 0 | 0 | M. Education |
| 76 | 53 | 0 | 0 | 5 | 3 | 16 | 5 | 2 | 0 | 0 | 0 | N. Health care and social work |
| 39 | 8 | 0 | 0 | 5 | 4 | 6 | 5 | 0 | 0 | 0 | 0 | O. Other communal, social and personal service activities |
| 0 | 0 | 0 | 0 | 0 | 0 | 0 | 0 | 0 | 0 | 0 | 0 | P. Private households with employed persons |
| 0 | 0 | 0 | 0 | 0 | 0 | 0 | 0 | 0 | 0 | 0 | 0 | Q. Extra-territorial organizations and bodies |
| 494 | 88 | 7 | 0 | 108 | 28 | 183 | 49 | 12 | 0 | 0 | 0 | Total |

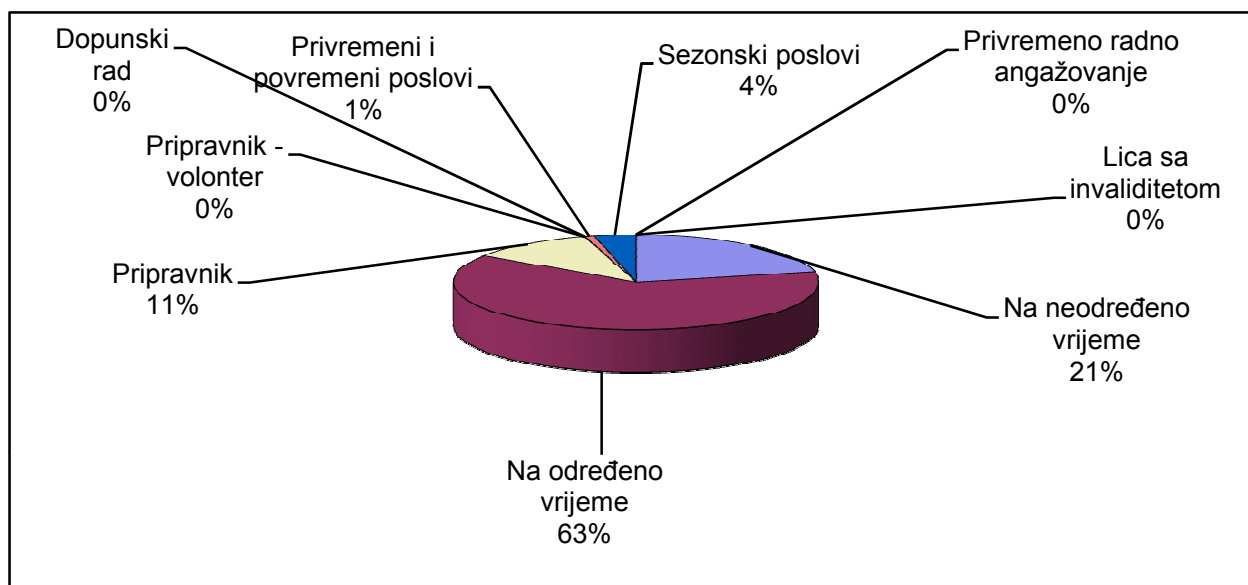
STRUKTURA ZASNIVANJA RADNOG ODNOSA POSREDSTVOM ZZZCG
PO DJELATNOSTIMA U MJESECU SEPTEMBRU 2006. GODINE

STRUCTURE OF EMPLOYED THROUGH EAM BROKERAGE
BY ACTIVITY IN SEPTEMBER 2006

G 22



| Vrsta radnog odnosa - angažovanja | UKUPNO TOTAL | Način zapošljavanja Type of recruitment | | | Type of employment-recruitment |
|-----------------------------------|-----------------|--|--|-----------------|--------------------------------|
| | | Iz radnog odnosa Labour based | Sa evidencije nezaposlenih lica From the register of unemployed | Ostalo Other | |
| Na neodređeno vrijeme | 322 | 27 | 216 | 79 | Permanent |
| Na određeno vrijeme | 935 | 51 | 733 | 151 | Temporary |
| Pripravnik | 165 | 0 | 161 | 4 | Trainee |
| Pripravnik - volonter | 0 | 0 | 0 | 0 | Trainee volunteer |
| Dopunski rad | 1 | 0 | 0 | 1 | Additional work |
| Privremeni i povremeni poslovi | 12 | 0 | 11 | 1 | Temporary and occasional jobs |
| Sezonski poslovi | 55 | 0 | 51 | 4 | Seasonal jobs |
| Privremeno radno angažovanje | 0 | 0 | 0 | 0 | Temporary work |
| Lica sa invaliditetom | 0 | 0 | 0 | 0 | Person with disability |
| UKUPNO | 1490 | 78 | 1172 | 240 | TOTAL |



THE MOST DEMANDED OCCUPATIONS BY REGISTERED NEEDS IN SEPTEMBER 2006

| Šifra zanimanja Occupation code | Zanimanje Occupation | Broj traženih radnika Number of vacancies | Zanimanje Occupation |
|------------------------------------|---|--|--|
| 109900 | Lica bez zanimanja i stručne spreme (I SSS - NK) | 856 | Persons without occupation or degree |
| 409901 | SŠS-IV | 466 | Secondary educational level IV |
| 717502 | Profesor razredne nastave | 248 | Primary school teacher (I to III grade) |
| 306400 | Prodavac (III SSS i KV) | 202 | Salesman (III level and skilled) |
| 717534 | Profesor engleskog jezika | 115 | English language teacher |
| 306513 | Kelner | 115 | Waiter III |
| 617501 | Vaspitač predškolske djece | 105 | Pre-school children educator |
| 406700 | Ekonomski tehničar (IV SSS) | 99 | Technician in economics |
| 406435 | Prodavac mješovite robe | 80 | Mixed goods salesman |
| 716800 | Diplomirani pravnik (VII/1 SSS) | 77 | Lawyer |
| 716700 | Diplomirani ekonomista za opštu ekonomiju, bankarstvo i finansije (VII/1 SSS) | 75 | Economist for general economics, banking and finance |
| 309901 | SSS-III | 73 | Secondary educational level III |
| 306421 | Prodavac u maloprodaji prehrambene robe | 68 | Salesman in retail trade of nutrition products |
| 717601 | Profesor matematike | 63 | Mathematics teacher |
| 717569 | Profesor muzičke grupe predmeta | 62 | Music teacher |
| 717501 | Profesor vaspitanja predškolske djece | 57 | Teacher of pre-school children |
| 409900 | Maturant gimnazije (IV SSS) | 56 | Graduated from comprehensive secondary school |
| 717515 | Profesor srpskohrvatskog jezika | 51 | Serbo-Croat language teacher |
| 305600 | Vozač drumskog vozila (III SSS i KV) | 50 | Road vehicle driver |
| 406901 | Računarski operater | 49 | Computer operator |
| 409000 | Medicinski tehničar (IV SSS) | 47 | Technician in medicine |
| 306515 | Kuvar jednostavnih jela | 46 | Simple dishes cook |
| 406513 | Konobar | 44 | Waiter IV |
| 718600 | Diplomirani muzičar (VII/1 SSS) | 43 | Musician |
| 717579 | Profesor fizičke kulture | 41 | PES teacher |
| 715200 | Diplomirani inženjer građevinarstva (VII/1 SSS) | 31 | Civil-engineering engineer |
| 616700 | Ekonomista za finansije, računovodstvo i bankarstvo (VI/1 SSS) | 30 | Economist for finance, accounting and banking |
| 300504 | Konditor | 30 | Cake baker |
| 719900 | VSS | 29 | University level |
| 717611 | Profesor biologije | 29 | Biology teacher |
| 409002 | Medicinska sestra | 27 | Nurse |
| 717527 | Profesor italijanskog jezika | 26 | Italian language teacher |
| 717510 | Profesor istorije | 26 | History teacher |
| 717570 | Profesor likovne grupe predmeta | 23 | Arts teacher |
| 305605 | Vozač autobusa | 23 | Bus driver |
| 305204 | Zidar | 23 | Brick layer |
| 306517 | Točilac pića | 21 | Drinks pourer |
| 301813 | Bravar | 21 | Locksmith |
| 717701 | Profesor opštetehničkog obrazovanja | 20 | Teacher of general technical training |
| 717602 | Profesor fizike | 20 | Physics teacher |
| 711800 | Diplomirani mašinski inženjer (VII/1 SSS) | 20 | Mechanical engineering engineer |
| 409100 | Stomatološki - zubni tehničar (IV SSS) | 20 | Technician in dentistry |
| 304023 | Šivač konfekcije | 20 | Ready-wear sewer |
| 719000 | Doktor medicine (VII/1 SSS) | 19 | Doctor in medicine |
| 717612 | Profesor geografije | 19 | Geography teacher |
| 106501 | Ugostiteljsko - turistički manipulant | 19 | Dealer in catering and tourism |
| 106401 | Trgovinski manipulant | 19 | Trade dealer |
| 104502 | Čistac prostorija | 19 | Premises sweeper |
| 207201 | Čuvar | 18 | Keeper |
| 409021 | Pedijatrijska sestra | 17 | Nurse in peadiatrics |

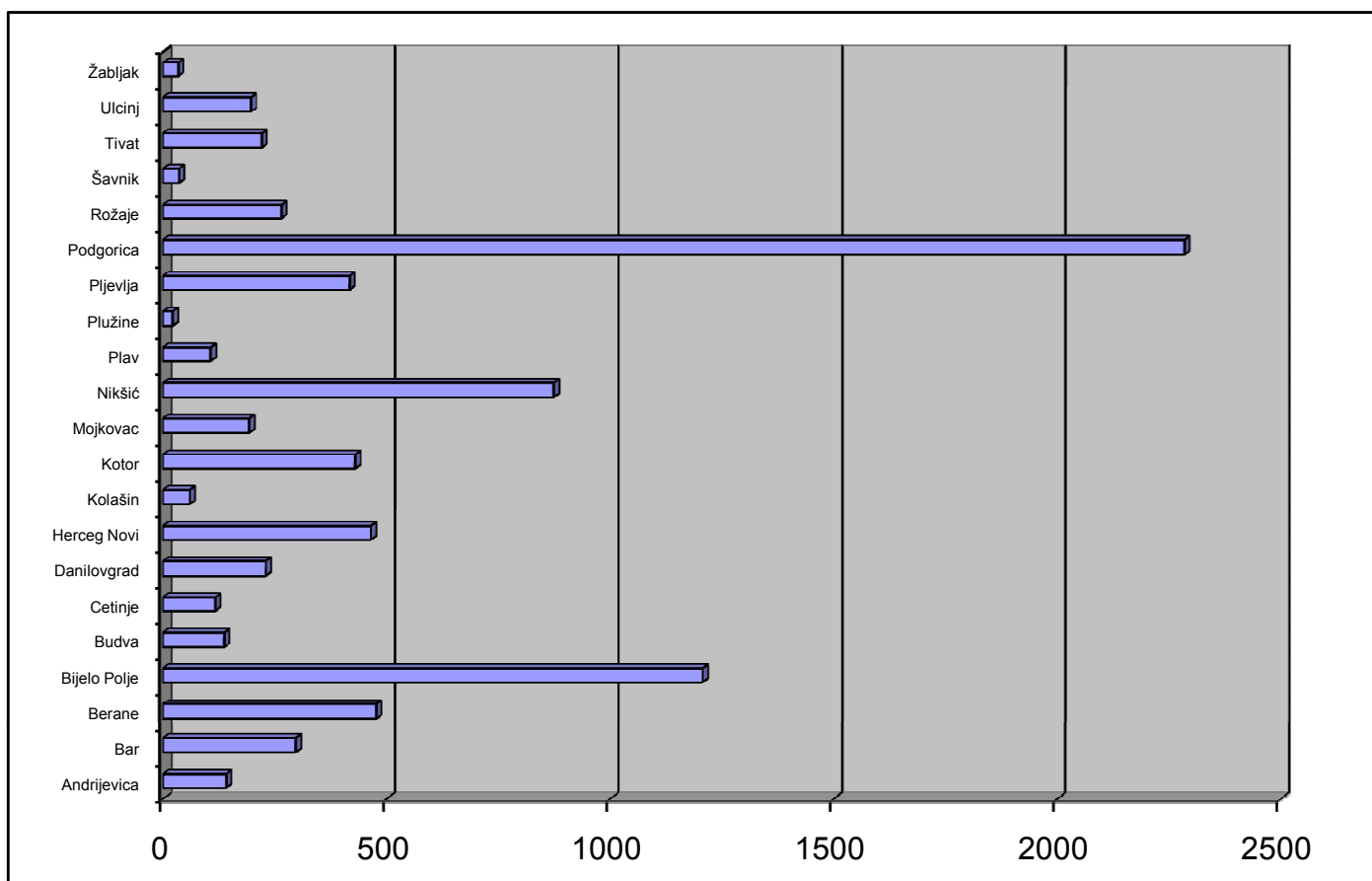
T 16

PREGLED BROJA ISPLATA NOVČANE NAKNADE I IZNOS ISPLAĆENIH SREDSTAVA PREMA OPŠTINAMA, STRUČNOJ SPREMI I POLU U MJESECU SEPTEMBRU 2006. GODINE NUMBER OF UNEMPLOYMENT BENEFITS PAID OFF AND AMOUNT OF PAID FUNDS BY MUNICIPALITIES, EDUCATIONAL LEVEL AND GENDER IN SEPTEMBER 2006

| Redni broj --- Row number | Opština --- Municipality | Iznos sredstava Amount | Broj isplata Number of claimants | Žene Women | Stepen stručne spreme | | | | | |
|--------------------------------------|--------------------------------|---------------------------|-------------------------------------|---------------|------------------------|----------------------|------------------------|----------------------|------------------------|----------------------|
| | | | | | I | | II | | III | |
| | | | | | Ukupno --- Total | Žene --- Women | Ukupno --- Total | Žene --- Women | Ukupno --- Total | Žene --- Women |
| 1. | Andrijevica | 6732.31 | 141 | 54 | 36 | 13 | 0 | 0 | 68 | 25 |
| 2. | Bar | 18316.84 | 297 | 191 | 60 | 30 | 38 | 23 | 65 | 50 |
| 3. | Berane | 20362.90 | 477 | 120 | 201 | 34 | 0 | 0 | 195 | 53 |
| 4. | Bijelo Polje | 34597.70 | 1207 | 559 | 371 | 191 | 95 | 57 | 491 | 192 |
| 5. | Budva | 5384.63 | 137 | 74 | 23 | 13 | 22 | 11 | 55 | 30 |
| 6. | Cetinje | 3660.01 | 117 | 66 | 37 | 24 | 5 | 3 | 48 | 30 |
| 7. | Danilovgrad | 10954.09 | 230 | 56 | 45 | 5 | 9 | 3 | 94 | 16 |
| 8. | Herceg Novi | 13236.95 | 465 | 236 | 27 | 9 | 51 | 35 | 172 | 64 |
| 9. | Kolašin | 2102.73 | 60 | 13 | 21 | 2 | 2 | 1 | 24 | 8 |
| 10. | Kotor | 12865.71 | 430 | 155 | 37 | 4 | 57 | 40 | 165 | 30 |
| 11. | Mojkovac | 5204.60 | 193 | 64 | 64 | 14 | 10 | 2 | 70 | 28 |
| 12. | Nikšić | 27647.70 | 874 | 378 | 165 | 52 | 85 | 30 | 375 | 157 |
| 13. | Plav | 4746.02 | 107 | 16 | 44 | 4 | 0 | 0 | 38 | 7 |
| 14. | Plužine | 719.50 | 22 | 10 | 2 | 1 | 2 | 0 | 13 | 7 |
| 15. | Pljevlja | 16790.23 | 417 | 149 | 75 | 17 | 78 | 25 | 157 | 53 |
| 16. | Podgorica | 81248.21 | 2284 | 737 | 457 | 96 | 160 | 68 | 817 | 232 |
| 17. | Rožaje | 19208.17 | 265 | 74 | 111 | 22 | 0 | 0 | 79 | 23 |
| 18. | Šavnik | 1190.50 | 36 | 13 | 15 | 5 | 5 | 1 | 11 | 4 |
| 19. | Tivat | 6384.07 | 221 | 106 | 29 | 28 | 27 | 11 | 61 | 21 |
| 20. | Ulcinj | 10523.84 | 197 | 80 | 58 | 20 | 43 | 15 | 55 | 15 |
| 21. | Žabljak | 1882.15 | 34 | 15 | 2 | 0 | 7 | 3 | 15 | 7 |
| Ukupno --- Total | | 303758.86 | 8211 | 3166 | 1880 | 584 | 696 | 328 | 3068 | 1052 |

G 24

STRUKTURA BROJA ISPLATA NOVČANE NAKNADE U MJESECU SEPTEMBRU 2006. GODINE STRUCTURE OF NUMBER OF UNEMPLOYMENT BENEFITS PAID OFF IN SEPTEMBER 2006

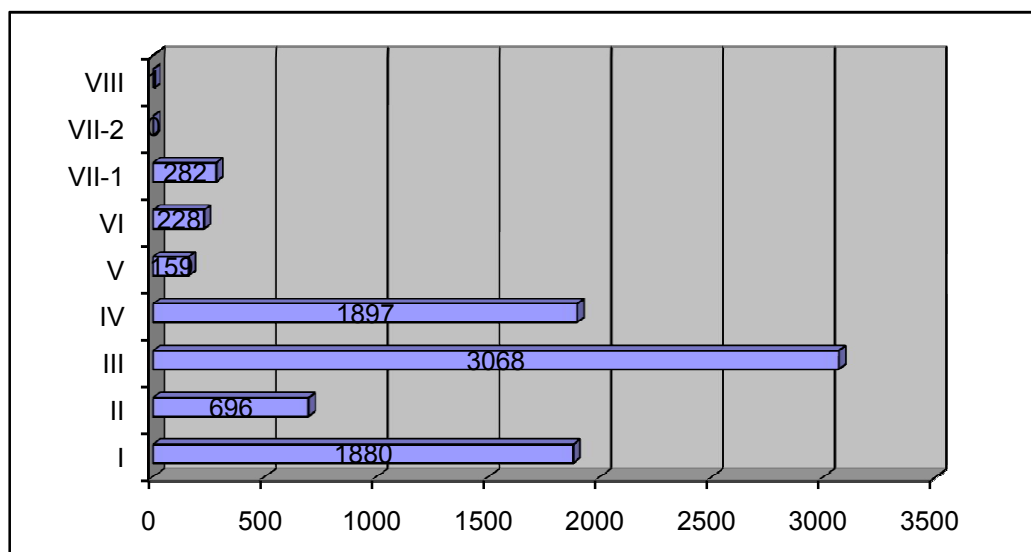


| Educational level | | | | | | | | | | | |
|--------------------------|------------------------|--------------------------|------------------------|--------------------------|------------------------|--------------------------|------------------------|--------------------------|------------------------|--------------------------|------------------------|
| IV | | V | | VI | | VII-1 | | VII-2 | | VIII | |
| Ukupno ----- Total | Žene ----- Women | Ukupno ----- Total | Žene ----- Women | Ukupno ----- Total | Žene ----- Women | Ukupno ----- Total | Žene ----- Women | Ukupno ----- Total | Žene ----- Women | Ukupno ----- Total | Žene ----- Women |
| 25 | 10 | 0 | 0 | 7 | 3 | 5 | 3 | 0 | 0 | 0 | 0 |
| 95 | 72 | 2 | 1 | 26 | 11 | 11 | 4 | 0 | 0 | 0 | 0 |
| 67 | 27 | 0 | 0 | 12 | 5 | 2 | 1 | 0 | 0 | 0 | 0 |
| 192 | 91 | 4 | 0 | 32 | 13 | 22 | 15 | 0 | 0 | 0 | 0 |
| 28 | 15 | 3 | 1 | 6 | 4 | 0 | 0 | 0 | 0 | 0 | 0 |
| 22 | 8 | 1 | 0 | 3 | 1 | 1 | 0 | 0 | 0 | 0 | 0 |
| 58 | 26 | 11 | 1 | 4 | 0 | 9 | 5 | 0 | 0 | 0 | 0 |
| 158 | 108 | 14 | 0 | 20 | 13 | 23 | 7 | 0 | 0 | 0 | 0 |
| 11 | 2 | 0 | 0 | 1 | 0 | 1 | 0 | 0 | 0 | 0 | 0 |
| 118 | 51 | 9 | 4 | 26 | 21 | 18 | 5 | 0 | 0 | 0 | 0 |
| 38 | 18 | 2 | 0 | 7 | 2 | 2 | 0 | 0 | 0 | 0 | 0 |
| 187 | 102 | 2 | 1 | 20 | 12 | 40 | 24 | 0 | 0 | 0 | 0 |
| 20 | 3 | 0 | 0 | 2 | 0 | 3 | 2 | 0 | 0 | 0 | 0 |
| 5 | 2 | 0 | 0 | 0 | 0 | 0 | 0 | 0 | 0 | 0 | 0 |
| 79 | 44 | 4 | 1 | 12 | 3 | 12 | 6 | 0 | 0 | 0 | 0 |
| 609 | 278 | 96 | 7 | 30 | 9 | 114 | 46 | 0 | 0 | 1 | 1 |
| 61 | 23 | 0 | 0 | 8 | 3 | 6 | 3 | 0 | 0 | 0 | 0 |
| 4 | 2 | 1 | 1 | 0 | 0 | 0 | 0 | 0 | 0 | 0 | 0 |
| 76 | 30 | 6 | 1 | 10 | 9 | 12 | 6 | 0 | 0 | 0 | 0 |
| 36 | 25 | 4 | 4 | 1 | 1 | 0 | 0 | 0 | 0 | 0 | 0 |
| 8 | 5 | 0 | 0 | 1 | 0 | 1 | 0 | 0 | 0 | 0 | 0 |
| 1897 | 942 | 159 | 22 | 228 | 110 | 282 | 127 | 0 | 0 | 1 | 1 |

STRUKTURA BROJA ISPLATA NOVČANE NAKNADE PO STEPENU STRUČNE SPREME
U MJESECU SEPTEMBRU 2006. GODINE

STRUCTURE OF NUMBER OF UNEMPLOYMENT BENEFITS PAID
OFF BY EDUCATIONAL LEVEL IN SEPTEMBER 2006

G 25



| G2 | G3 | G3-1 | G3-2 | G |
|------------|-----------|------------|------------|------|
| 8122 I | 216 I | 9532 I | 2632 I | 935 |
| 2125 II | 59 II | 2468 II | 889 II | 135 |
| 12188 III | 411 III | 13990 III | 5002 III | 988 |
| 12576 IV | 494 IV | 14496 IV | 5962 IV | 1211 |
| 399 V | 7 V | 403 V | 104 V | 32 |
| 1614 VI | 108 VI | 1801 VI | 778 VI | 226 |
| 1870 VII-1 | 183 VII-1 | 1930 VII-1 | 1545 VII-1 | 1467 |
| 22 VII-2 | 12 VII-2 | 19 VII-2 | 25 VII-2 | 18 |
| 3 VIII | 0 VIII | 2 VIII | 0 VIII | 1 |

| G25 |
|-----------|
| 1880 I |
| 696 II |
| 3068 III |
| 1897 IV |
| 159 V |
| 228 VI |
| 282 VII-1 |
| 0 VII-2 |
| 1 VIII |

| 15 | G17 | G21 |
|-------|-----------|-----------|
| I | | 216 I |
| II | | 59 II |
| III | 16 III | 411 III |
| IV | 123 IV | 494 IV |
| V | 0 V | 7 V |
| VI | 64 VI | 108 VI |
| VII-1 | 330 VII-1 | 183 VII-1 |
| VII-2 | 0 VII-2 | 12 VII-2 |
| VIII | 0 VIII | 0 VIII |